



Baker County Public Schools



Sherrie Raulerson, Superintendent of Schools

270 South Boulevard East, Macclenny, Florida 32063

Telephone: (904) 259-6251

www.bakerk12.org

Fax: (904) 259-1387

"The vision of the Baker County School Board is to prepare individuals to be lifelong learners, self-sufficient and responsible citizens of good character."

AGENDA SCHOOL BOARD MEETING (Open to the Public) Tuesday, January 18, 2022 - 5:00 p.m. District School Board Room (270 South Boulevard East, Macclenny, Florida)		
SUPPLEMENTAL MINUTE BOOK #50 PAGE #12		
I.	A. Invocation B. Pledge of Allegiance	
II.	CALL TO ORDER – 5:00 P.M.	
III.	ROLL CALL OF MEMBERS	
IV.	PUBLIC HEARINGS – 5:05 P.M. (if any)	
V.	RECOGNITIONS / PRESENTATIONS	
	➤ Presentation by Danny Vansickle with the Jacksonville Electrical Training Alliance	
	➤ Presentation of Automated External Defibrillators by Fire Rescue Chief Trevor Nelson	
VI.	APPROVAL TO CORRECT AND/OR ADD ITEMS TO THE FINAL AGENDA	
VII.	REMOVAL OF ROUTINE ITEMS	
VIII.	APPROVAL OF ITEMS FOR ACTION	
	A.	CONTACT
	Approval of Routine Items	
	A. 1.	Approval of the Personnel Items List for Approval on January 18, 2022.
	A. 2.	Approval of the Minutes of the December 6, 2021, Expulsion Hearing, School Board Meeting, and Executive Session.
	A. 3.	Approval of the Financial Reports for the Month Ending November 30, 2021.
	A. 4.	Approval of the November 2021 District Property Inventory.

Baker County School Board Meeting Agenda (Tuesday, January 18, 2022) - Page 1 of 9

Minute Book # 39

Supplemental Minute Book #50 Page #12

"Preparing individuals to be lifelong learners, self-sufficient, and responsible citizens of good character"

DISTRICT SCHOOL BOARD MEMBERS

Tiffany McNarnay, District 1 🐾 Richard Dean Griffis, District 2 🐾 Paula T. Barton, District 3 🐾 Charlie M. Burnett, III, District 4 🐾 Amanda Hodges, District 5

AN EQUAL ACCESS/EQUAL OPPORTUNITY INSTITUTION

	A.	5.	Approval of the December 2021 District Property Inventory.	Denny Wells (259-5420)
	A.	6.	Approval of the Grant Proposal "Instructional Continuity Plans Under the Coronavirus Aid, Relief, and Economic Security Act Fund" in the Amount of \$50,736.50. (No Change in Overall Budget Total of \$61,844.00.) Amendment / Federal / No Matching	Traci Wheeler (259-6776)
	A.	7.	Approval of the Grant Proposal for "American Rescue Plan (ARP) Elementary & Secondary School Emergency Relief (ESSER) Fund" in the Amount of \$8,746,834.00. New / Entitlement / Federal / No Matching	Traci Wheeler (259-6776)
	A.	8.	Approval of the Grant Proposal for "American Rescue Plan - Homeless Children and Youth (ARP-HCY) Project" in the Amount of \$33,662.00. New / Entitlement / Federal / No Matching	Traci Wheeler (259-6776)
	B.		Approval of Removed Routine Items.	N/A
	C.		Approval of the 2021-2022 Five Year District Facilities Work Plan.	Teri Ambrose (259-0418)
	D.		Approval of the 2021-2022 Salary Schedule.	Teri Ambrose (259-0418)
	E.		Approval of the Proposal for Network Vulnerability Testing by Baker Business Center.	Teri Ambrose (259-0418)
	F.		Approval of the Amendment to the 2020-2022 School Health Services Plan.	Tina Bradley (259-6551)
	G.		Approval to Award Bid for New Chiller / Replacement Project at Baker County High School to Ladson Corporation of Jacksonville, Florida in the Amount of \$1,630,000.00.	Denny Wells (259-5420)
IX.	CITIZEN INPUT (A Citizen Input form must be completed and submitted to the Board Secretary <u>PRIOR</u> to the beginning of the meeting if you wish to address the Board. You will be called on by the Chairman at the appropriate time. Presentations/comments are limited to ten (10) minutes.)			
X.	INFORMATION AND ANNOUNCEMENTS			
XI.	ADJOURN			

NOTICE

Any person who desires to appeal any decision made by the School Board with respect to any matter considered at the above mentioned meeting will need a record of the proceedings, and for such purpose may need to ensure that a verbatim record of the proceedings is made, which record includes the testimony and evidence upon which an appeal may be based.

PERSONNEL ITEMS LIST FOR APPROVAL ON JANUARY 18, 2022

RESIGNATION LIST FOR APPROVAL JANUARY 18, 2022						
LAST NAME	FIRST NAME	MI	SPECIAL NOTE	POSITION	LOCATION	INDICATIVE DATES
Crite	Amiee Lee			Paraprofessional, ESE Ages 6-21 (187 Days)	Baker County High School	January 6, 2022

RESIGNATION LIST FOR APPROVAL JANUARY 18, 2022

LAST NAME	FIRST NAME	MI	SPECIAL NOTE	POSITION	LOCATION	EFFECTIVE DATES
Graham	Brianna			Paraprofessional, Adult Ed Part-Time / As Needed, Evenings	Career and Adult Education	December 16, 2021
Magnan	Marian		Retirement	Data Processor (216 Days)	Baker County Middle School	April 11, 2022
Mann	Denise		Retirement	Assistant Principal (261 Days)	Baker County High School	December 10, 2021
Smith	Freddie			Paraprofessional, ESE Ages 6-21 (187 Days)	Baker County High School	December 15, 2021

EMPLOYMENT LIST FOR APPROVAL ON JANUARY 18, 2022

LAST NAME	FIRST NAME	MI	SPECIAL NOTE	POSITION	LOCATION	EFFECTIVE DATES
Clark	Andrea		Initial Employment / Replacing Pamela Harris	Teacher, Eighth Grade Mathematics (197 Days)	Baker County Middle School	December 20, 2021
Dunnington	Amanda		Transfer Within Same School Site from Teacher, Kindergarten (197 Days) / Replacing Kelly McLarty	Teacher, Varying Exceptionalities (197 Days)	Baker County Pre-K / Kindergarten Center	December 6, 2021
Hinton	Patricia		Initial Employment / Replacing Rachel Sarafin	Teacher, Sixth Grade ELA (197 Days)	Baker County Middle School	January 5, 2022
Shumate	Michelle		Transfer Within Same School Site from Paraprofessional, ESE Ages 6-21 (187 Days) / Replacing Dorothy Simmons	Paraprofessional, Title I (187 Days)	Westside Elementary School	January 7, 2022
Starling	Julie		Initial Employment / Replacing Amanda Lawson	Bus Driver (186 Days)	Transportation	December 9, 2021

EXTRA DUTY LIST FOR APPROVAL ON JANUARY 18, 2022

LAST NAME	FIRST NAME	MI	SPECIAL NOTE	DESCRIPTION	AMOUNT	EFFECTIVE DATES
Anderson	Jacob			CTE Program Showcase	\$24.53 Per Hour / Maximum 5 Hours / Funding Source: Federal	February 1, 2022
Bailey	Angela		Position ID #220106001	Paraprofessional, Adult Ed (Part-Time As Needed / Evenings)	Regular Hourly Rate / As Needed - Maximum 30 Hours Per Week / Funding Source: Federal	January 19, 2022 - June 30, 2022
Bennett	Foster			CTE Program Showcase	\$24.53 Per Hour / Maximum 5 Hours / Funding Source: Federal	February 1, 2022
Britt	Amy			CTE Program Showcase	\$24.53 Per Hour / Maximum 5 Hours / Funding Source: Federal	February 1, 2022

EXTRA DUTY LIST FOR APPROVAL ON JANUARY 18, 2022						
LAST NAME	FIRST NAME	MT	SPECIAL NOBE	DESCRIPTION	AMOUNT	EFFECTIVE DATES
Byrd	John			CTE Program Showcase	\$24.53 Per Hour / Maximum 5 Hours / Funding Source: Federal	February 1, 2022
Carney	Steve			After School Tutoring	Regular Hourly Rate / Maximum 45 Hours / Funding Source: Federal	January 10, 2022 - May 25, 2022
Carrington	Dedra			CTE Program Showcase	\$24.53 Per Hour / Maximum 5 Hours / Funding Source: Federal	February 1, 2022
Clevenger	Emily			Drive School Bus Routes	\$15.10 Per Hour / As Needed / Funding Source: General	August 10, 2021 - May 31, 2022
Clevenger	Emily			CTE Program Showcase	\$24.53 Per Hour / Maximum 5 Hours / Funding Source: Federal	February 1, 2022
Colvin	Tim			CTE Program Showcase	\$24.53 Per Hour / Maximum 5 Hours / Funding Source: Federal	February 1, 2022
Combs	Rebekah			CTE Program Showcase	\$24.53 Per Hour / Maximum 5 Hours / Funding Source: Federal	February 1, 2022
Combs	Tiffany			After School Tutoring	Regular Hourly Rate / Maximum 45 Hours / Funding Source: Federal	January 10, 2022 - May 25, 2022
Delisle	Steve			After School Tutoring	Regular Hourly Rate / Maximum 45 Hours / Funding Source: Federal	January 10, 2022 - May 25, 2022
Dopson	Kellen			CTE Program Showcase	\$24.53 Per Hour / Maximum 5 Hours / Funding Source: Federal	February 1, 2022
Elledge	Forrest			CTE Program Showcase	\$24.53 Per Hour / Maximum 5 Hours / Funding Source: Federal	February 1, 2022
Finley	Dennis Brandon			CTE Program Showcase	\$24.53 Per Hour / Maximum 5 Hours / Funding Source: Federal	February 1, 2022
Gaines	Rebecka			After School Tutoring	Regular Hourly Rate / Maximum 45 Hours / Funding Source: Federal	January 10, 2022 - May 25, 2022
Gainey	Krystal			CTE Program Showcase	\$24.53 Per Hour / Maximum 5 Hours / Funding Source: Federal	February 1, 2022
Gnann	Debra			CTE Program Showcase	\$24.53 Per Hour / Maximum 5 Hours / Funding Source: Federal	February 1, 2022
Hays	Leigh Ann			After School Tutoring	Regular Hourly Rate / Maximum 45 Hours / Funding Source: Federal	January 10, 2022 - May 25, 2022

EXTRA DUTY LIST FOR APPROVAL ON JANUARY 18, 2022

LAST NAME	FIRST NAME	MI	SPECIAL NOTE	DESCRIPTION	AMOUNT	EFFECTIVE DATES
Hite	Jennifer			After School Tutoring	Regular Hourly Rate / Maximum 45 Hours / Funding Source: Federal	January 10, 2022 - May 25, 2022
Hite	Jeremy			CTE Program Showcase	\$24.53 Per Hour / Maximum 5 Hours / Funding Source: Federal	February 1, 2022
Horne	Adam			CTE Program Showcase	\$24.53 Per Hour / Maximum 5 Hours / Funding Source: Federal	February 1, 2022
Hughes	Lindsey			After School Tutoring	Regular Hourly Rate / Maximum 45 Hours / Funding Source: Federal	January 10, 2022 - May 25, 2022
Hughes	Lindsey			Work Through Planning Period (7th Period Math)	Regular Hourly Rate / Maximum 95 Hours / Funding Source: General	January 6, 2022 - May 25, 2022
Johnson	Brittinie			CTE Program Showcase	\$24.53 Per Hour / Maximum 5 Hours / Funding Source: Federal	February 1, 2022
Johnson	Greg			CTE Program Showcase	\$24.53 Per Hour / Maximum 5 Hours / Funding Source: Federal	February 1, 2022
Kerce	Leslie			CTE Program Showcase	\$24.53 Per Hour / Maximum 5 Hours / Funding Source: Federal	February 1, 2022
Kish	Jessica			After School Tutoring	Regular Hourly Rate / Maximum 45 Hours / Funding Source: Federal	January 10, 2022 - May 25, 2022
Kish	Jessica			Work Through Planning Period (6th Period Math)	Regular Hourly Rate / Maximum 95 Hours / Funding Source: General	January 6, 2022 - May 25, 2022
Mays	Erica			After School Tutoring	Regular Hourly Rate / Maximum 45 Hours / Funding Source: Federal	January 10, 2022 - May 25, 2022
McHenry	Jessica			After School Tutoring	Regular Hourly Rate / Maximum 45 Hours / Funding Source: Federal	January 10, 2022 - May 25, 2022
Morgan	Kendra			CTE Program Showcase	\$24.53 Per Hour / Maximum 5 Hours / Funding Source: Federal	February 1, 2022
Orender	Aaron			After School Tutoring	Regular Hourly Rate / Maximum 45 Hours / Funding Source: Federal	January 10, 2022 - May 25, 2022
Pape	Harold			After School Tutoring	Regular Hourly Rate / Maximum 45 Hours / Funding Source: Federal	January 10, 2022 - May 25, 2022
Petrillo	Candace			CTE Program Showcase	\$24.53 Per Hour / Maximum 5 Hours / Funding Source: Federal	February 1, 2022

EXTRA DUTY LIST FOR APPROVAL ON JANUARY 18, 2022

LAST NAME	FIRST NAME	MI	SPECIAL NOTE	DESCRIPTION	AMOUNT	EFFECTIVE DATES
Reagan	Elisa			CTE Program Showcase	\$24.53 Per Hour / Maximum 5 Hours / Funding Source: Federal	February 1, 2022
Rhoden	Meshelle			After School Tutoring	Regular Hourly Rate / Maximum 45 Hours / Funding Source: Federal	January 10, 2022 - May 25, 2022
Roberts	Kenneth			CTE Program Showcase	\$24.53 Per Hour / Maximum 5 Hours / Funding Source: Federal	February 1, 2022
Slayter	Don			After School Tutoring	Regular Hourly Rate / Maximum 45 Hours / Funding Source: Federal	January 10, 2022 - May 25, 2022
Smith	Andrea			CTE Program Showcase	\$24.53 Per Hour / Maximum 5 Hours / Funding Source: Federal	February 1, 2022
Smith	David			CTE Program Showcase	\$24.53 Per Hour / Maximum 5 Hours / Funding Source: Federal	February 1, 2022
Stemerick	Michelle			After School Tutoring	Regular Hourly Rate / Maximum 45 Hours / Funding Source: Federal	January 10, 2022 - May 25, 2022
Thornton	Kelsey			CTE Program Showcase	\$24.53 Per Hour / Maximum 5 Hours / Funding Source: Federal	February 1, 2022
Wheeler	Stephanie			CTE Program Showcase	\$24.53 Per Hour / Maximum 5 Hours / Funding Source: Federal	February 1, 2022
Williams	Byronelle			CTE Program Showcase	\$24.53 Per Hour / Maximum 5 Hours / Funding Source: Federal	February 1, 2022

SUPPLEMENT LIST FOR APPROVAL ON JANUARY 18, 2022

LAST NAME	FIRST NAME	SPECIAL NOTE	LOCATION	DESCRIPTION	AMOUNT	EFFECTIVE DATES
Crite	Amie Lee	RESCIND Previously Approved on August 16, 2021	RESCIND Baker County High School	RESCIND Paraprofessional, ESE	RESCIND Board Approved Rate	RESCIND Effective January 7, 2022
Hand	Daphne	For Alicia Leadbetter - 90 Days Only	Baker County Pre-K / Kindergarten Center	Peer Teacher	Board Approved Rate - Prorated	2021-2022
Smith	Freddie	RESCIND Previously Approved on June 21, 2021	RESCIND Baker County High School	RESCIND Paraprofessional, ESE	RESCIND Board Approved Rate	RESCIND Effective December 15, 2021

SUPPLEMENT LIST FOR APPROVAL ON JANUARY 18, 2022

LAST NAME	FIRST NAME	SPECIAL NOTE	LOCATION	DESCRIPTION	AMOUNT	EFFECTIVE DATES
Tracer	Ana		Baker County High School	Paraprofessional, ESE	Board Approved Rate - Prorated	2021-2022 Effective November 12, 2021
Willoughby	Jana	For Patricia Hinton	Baker County Middle School	Peer Teacher	Board Approved Rate	2021-2022

STIPEND LIST FOR APPROVAL ON JANUARY 18, 2022

LAST NAME	FIRST NAME	MT	ASSIGNMENT	AMOUNT	EFFECTIVE
Odom	Jessica		Addition of Out of Field Subject Area to Certificate (General Science)	\$225.00 Flat Rate / Funding Source: Federal	November 16, 2021

OCCASIONAL PERSONNEL STAFFING LIST FOR APPROVAL ON JANUARY 18, 2022

LAST NAME	FIRST NAME	DESCRIPTION	AMOUNT	EFFECTIVE DATES
Brady	Kris	Baker County Middle School Assistant Football Coach	\$1,500.00 Flat Rate / Funding Source: General	July 29, 2021 - May 26, 2022

LEAVE LIST FOR APPROVAL ON JANUARY 18, 2022

LAST NAME	FIRST NAME	MT	# OF DAYS	TYPE OF LEAVE	EFFECTIVE DATES
Blackshear	Tabitha		25 Days	Personal Leave Without Pay - Medical	November 29, 2021 - January 17, 2022
Branch	Lyudmyla		105 Days	Personal Leave Without Pay - Medical Extended	December 9, 2021 - May 30, 2022
Branch	Michael		17 Days	Personal Leave Without Pay - Medical	December 10, 2021 - January 14, 2022
McCullough	Olivia		101 Days	Personal Leave Without Pay - Personal Extended	December 20, 2021 - May 30, 2022
Trippett	Kailee		RESCIND 10 Days	RESCIND Personal Leave Without Pay - Personal	RESCIND December 6, 2021 - December 17, 2021 / Previously Approved on November 15, 2021

SUBSTITUTE LIST FOR APPROVAL ON JANUARY 18, 2022

LAST NAME	FIRST NAME	MT	DESCRIPTION	AMOUNT	EFFECTIVE DATES
Allen	Morgan		Substitute Teacher (has completed the required Substitute Teacher Training) and all other areas pending completion of necessary requirements	Board Approved Rate	January 7, 2022
Anderson	Megan		Substitute Teacher (has completed the required Substitute Teacher Training) and all other areas pending completion of necessary requirements	Board Approved Rate	January 7, 2022
Bowen	Brianna		Substitute Teacher (has completed the required Substitute Teacher Training) and all other areas pending completion of necessary requirements	Board Approved Rate	January 5, 2022

SUBSTITUTE LIST FOR APPROVAL ON JANUARY 18, 2022

LAST NAME	FIRST NAME	MT	DESCRIPTION	AMOUNT	EFFECTIVE DATES
Boyle	Katherine		Substitute Teacher (has completed the required Substitute Teacher Training) and all other areas pending completion of necessary requirements	Board Approved Rate	December 3, 2021
Brown	Marissa		Substitute Teacher (has completed the required Substitute Teacher Training) and all other areas pending completion of necessary requirements	Board Approved Rate	January 7, 2022
Buettgen	Sara		Substitute Teacher (has completed the required Substitute Teacher Training) and all other areas pending completion of necessary requirements	Board Approved Rate	January 7, 2022
Cannon	Lindsey		Substitute Teacher (has completed the required Substitute Teacher Training) and all other areas pending completion of necessary requirements	Board Approved Rate	January 7, 2022
Collins	April		Substitute Teacher (has completed the required Substitute Teacher Training) and all other areas pending completion of necessary requirements	Board Approved Rate	January 7, 2022
Crite	Amiee		Substitute Teacher (has completed the required Substitute Teacher Training) and all other areas pending completion of necessary requirements	Board Approved Rate	January 11, 2022
Gallo	Tamela		Substitute Teacher (has completed the required Substitute Teacher Training) and all other areas pending completion of necessary requirements	Board Approved Rate	January 7, 2022
Griffis	Holly		Substitute Teacher (has completed the required Substitute Teacher Training) and all other areas pending completion of necessary requirements	Board Approved Rate	January 7, 2022
Hyatt	Randall		Substitute Teacher (has completed the required Substitute Teacher Training) and all other areas pending completion of necessary requirements	Board Approved Rate	January 7, 2022
Kennedy	Katlynn		Substitute Teacher (has completed the required Substitute Teacher Training) and all other areas pending completion of necessary requirements	Board Approved Rate	January 7, 2022
Kennedy	Madison		Substitute Teacher (has completed the required Substitute Teacher Training) and all other areas pending completion of necessary requirements	Board Approved Rate	November 29, 2021
Kerce	Hannah		Substitute Teacher (has completed the required Substitute Teacher Training) and all other areas pending completion of necessary requirements	Board Approved Rate	January 7, 2022
Kiser	Marcie		Substitute Teacher (has completed the required Substitute Teacher Training) and all other areas pending completion of necessary requirements	Board Approved Rate	January 6, 2022
Linton	Sierra		Substitute Teacher (has completed the required Substitute Teacher Training) and all other areas pending completion of necessary requirements	Board Approved Rate	January 7, 2022
Quadry	Angela		Substitute Teacher (has completed the required Substitute Teacher Training) and all other areas pending completion of necessary requirements	Board Approved Rate	January 7, 2022
Raulerson	Dixie		Substitute Teacher (has completed the required Substitute Teacher Training) and all other areas pending completion of necessary requirements	Board Approved Rate	January 7, 2022

SUBSTITUTE LIST FOR APPROVAL ON JANUARY 18, 2022					
LAST NAME	FIRST NAME	MI	DESCRIPTION	AMOUNT	EFFECTIVE DATES
Ray	Rebecca		Substitute in all areas pending completion of necessary requirements except Substitute Teacher	Board Approved Rate	December 8, 2021
Register	Katie		Substitute Teacher (has completed the required Substitute Teacher Training) and all other areas pending completion of necessary requirements	Board Approved Rate	January 7, 2022
Silguero	Lacie		Substitute Teacher (has completed the required Substitute Teacher Training) and all other areas pending completion of necessary requirements	Board Approved Rate	January 7, 2022
St. John	Alexx		Substitute Teacher (has completed the required Substitute Teacher Training) and all other areas pending completion of necessary requirements	Board Approved Rate	January 7, 2022
Stephens	Le'Tia		Substitute Teacher (has completed the required Substitute Teacher Training) and all other areas pending completion of necessary requirements	Board Approved Rate	January 6, 2022
Teerlink	Hannah		Substitute Teacher (has completed the required Substitute Teacher Training) and all other areas pending completion of necessary requirements	Board Approved Rate	December 10, 2021
Thomas	Topaze		Substitute Teacher (has completed the required Substitute Teacher Training) and all other areas pending completion of necessary requirements	Board Approved Rate	January 7, 2022
Walton	Casey		Substitute in all areas pending completion of necessary requirements except Substitute Teacher	Board Approved Rate	December 22, 2021
Wickizer	Kassie		Substitute Teacher (has completed the required Substitute Teacher Training) and all other areas pending completion of necessary requirements	Board Approved Rate	December 6, 2021

MINUTES EXPULSION HEARING (Closed to the Public) Monday, December 6, 2021 – 4:15 p.m. District School Board Room (270 South Boulevard East, Macclenny, Florida)				
SUPPLEMENTAL MINUTE BOOK #50 PAGE #11				
Date	TIME	TYPE	CASE #	SCHOOL
12/06/2021	4:15 P.M.	EXPULSION HEARING	120620214150063	BAKER COUNTY MIDDLE SCHOOL
<p>The Baker County School Board met on Monday, December 6, 2021, at 4:15 p.m. in the District School Board Room located at 270 South Boulevard East, Macclenny, Florida. The purpose of this meeting was to hold a closed expulsion hearing on Baker County Middle School student case #120620214150063. The following Board Members were present to wit: Chairperson Paula T. Barton, Vice-Chairperson Tiffany McNarnay, Richard “Dean” Griffis, Charlie M. (Artie) Burnett, III, and Amanda Hodges. Superintendent Sherrie Raulerson and School Board Attorney John W. Caven, Jr. were both present at the closed hearing. The student, a guardian, and a witness on behalf of the student were present at the closed hearing.</p> <p>Chairperson Barton called the closed expulsion hearing to order on Baker County Middle School student case #120620214150063 and then turned the proceedings over to Superintendent Raulerson. After hearing the evidence and testimonies presented, Superintendent Raulerson made the recommendation to expel Baker County Middle School student case #120620214150063 from the Baker County Public Schools for the remainder of the 2021-2022 school year, which also includes the Adult Education Program. The recommendation includes that Baker County Middle School student case #120620214150063 is not eligible for the early re-entry program. Upon returning to the Baker County Public Schools, Baker County Middle School student case #120620214150063 must re-enter through the Baker County CATS Academy alternative school setting for a minimum of forty-five (45) days. As recommended by Superintendent Raulerson, Tiffany McNarnay made a motion to approve, seconded by Artie Burnett. The motion carried 5-0.</p>				
Paula T. Barton, Board Chairperson		Sherrie Raulerson, Superintendent of Schools		

**MINUTES
SCHOOL BOARD MEETING
(Open to the Public)
Monday, December 6, 2021 - 5:00 p.m.
District School Board Room (270 South Boulevard East, Macclenny, Florida)**

SUPPLEMENTAL MINUTE BOOK #50 PAGE #11

The Baker County School Board met on Monday, December 6, 2021, at 5:00 p.m. in the District School Board Room located at 270 South Boulevard East, Macclenny, Florida. The purpose of this meeting was to hold the regularly scheduled Board meeting. Chairperson Paula T. Barton announced that Pastor Chas Rowland was going to give the invocation followed by the Pledge of Allegiance led by Paula Barton.

CALL TO ORDER – 5:00 P.M.

Chairperson Barton called the meeting of the Baker County School Board to order and asked for a roll call of members. The following Board Members were present to wit: Chairperson Paula T. Barton, Vice-Chairperson Tiffany McInarnay, Richard “Dean” Griffiths, Charlie M. Burnett, III (Artie), and Amanda Hodges. Superintendent Sherrie Raulerson and School Board Attorney John W. Caven, Jr. were both present at the meeting.

PUBLIC HEARINGS – 5:05 P.M. (if any)

There were no public hearings at this meeting.

RECOGNITIONS / PRESENTATIONS

➤ **Recognize Community Safety Partners**

Superintendent Raulerson presented Community Safety Partners (Sheriff Scotty Rhoden, Major Randy Crews, Scott Crews, Kristy Huckleby, Chas Rowland, and Tim Andrews) with a plaque in honor of her sincere appreciation and gratitude for their dedication and commitment to providing a safe and secure learning environment for the students and staff of the Baker County School District.

➤ **Recognize Retiree Betty Barnes**

(Hire Date: April 22, 1997 ; Retire Date: September 13, 2021)

Superintendent Raulerson presented retiree Betty Barnes with a plaque for her years of service to our district.

➤ **Recognize Retiree Jalinda Owens**

(Hire Date: May 12, 1997 ; Retire Date: October 29, 2021)

Superintendent Raulerson presented retiree Jalinda Owens with a restaurant gift card for her years of service to our district.

APPROVAL TO CORRECT AND/OR ADD ITEMS TO THE FINAL AGENDA

- **Approval to Delete Originally Published Item E. (*Approval of the 2021-2022 Salary Schedule*) from the Agenda.**
- **Approval to Add New Item E. to Agenda: Approval of the Memorandum of Understanding with the Florida Department of Education for Florida Civics Seal of Excellence Endorsement Stipends.**
- **A.1. Personnel Items, Resignation List: Approval to Add Resignation Form for Jordan Griffis**
- **A.1. Personnel Items, Employment List: Approval to Add Employment Form for Shawna Rowell and Laurie Southey**

Chairperson Barton read the above noted recommended revisions to the agenda and entertained a motion from the Board. As recommended by Superintendent Raulerson, Artie Burnett made a motion to approve, seconded by Dean Griffis. The motion carried 5-0.

REMOVAL OF ROUTINE ITEMS

Chairperson Barton asked if any Board member wished to remove a routine item for separate consideration. Hearing none, she continued with the items for action.

APPROVAL OF ITEMS FOR ACTION

	A.	Approval of Routine Items	CONTACT
	A. 1.	Approval of the Personnel Items List for Approval on December 6, 2021.	Sherrie Raulerson (259-0401)
	A. 2.	Approval of the Minutes of the November 15, 2021, Expulsion Hearings, Reorganization Meeting, and School Board Meeting.	Sherrie Raulerson (259-0401)
	A. 3.	Approval of the Financial Reports for the Month Ending October 31, 2021.	Teri Ambrose (259-0418)
		Chairperson Barton entertained a motion from the Board to approve the routine items. As recommended by Superintendent Raulerson, Tiffany McNarnay made a motion to approve, seconded by Amanda Hodges. The motion carried 5-0.	
	B.	Approval of Removed Routine Items.	N/A
		There were no removed routine items. Therefore, no action was taken on this agenda item.	
	C.	Approval of the Memorandum of Understanding Pursuant to Rule 5.2.7 of the Florida Safe School Assessment Tool.	David Crawford (259-0432)

		Chairperson Barton entertained a motion from the Board to approve this agenda item. As recommended by Superintendent Raulerson, Dean Griffis made a motion to approve, seconded by Artie Burnett. The motion carried 5-0.	
	D.	Approval of the Memorandum of Agreement with Jacksonville University / Brooks Rehabilitation College of Healthcare Sciences to Provide Clinical/Internship Training for Speech-Language Pathology Students Attending Jacksonville University.	Michael Green (259-0444)
		Chairperson Barton entertained a motion from the Board to approve this agenda item. As recommended by Superintendent Raulerson, Amanda Hodges made a motion to approve, seconded by Tiffany McNarnay. The motion carried 5-0.	
	E.	Approval of the Memorandum of Understanding with the Florida Department of Education for Florida Civics Seal of Excellence Endorsement Stipends.	Allen Murphy (259-0429)
		Chairperson Barton entertained a motion from the Board to approve this agenda item. As recommended by Superintendent Raulerson, Artie Burnett made a motion to approve, seconded by Tiffany McNarnay. The motion carried 5-0.	
	F.	Approval of the Memorandum of Agreement with the Florida Department of Health and Baker County Health Department for Covid-19 Mitigation in Schools.	Teri Ambrose (259-0418)
		Chairperson Barton entertained a motion from the Board to approve this agenda item. As recommended by Superintendent Raulerson, Tiffany McNarnay made a motion to approve, seconded by Artie Burnett. The motion carried 5-0.	
	G.	Approval of New Job Description: 98.00 (Graduation Coach)	Robin Mobley (259-0427)
		Chairperson Barton entertained a motion from the Board to approve this agenda item. As recommended by Superintendent Raulerson, Tiffany McNarnay made a motion to approve, seconded by Amanda Hodges. The motion carried 5-0.	

CITIZEN INPUT

No individual in the audience addressed the Board with citizen concerns at this meeting.

INFORMATION AND ANNOUNCEMENTS

➤ **Executive Session Immediately Following Regular School Board Meeting**

NOTICE

Any person who desires to appeal any decision made by the School Board with respect to any matter considered at the above mentioned meeting will need a record of the proceedings, and for such purpose may need to ensure that a verbatim record of the proceedings is made, which record includes the testimony and evidence upon which an appeal may be based.

PERSONNEL ITEMS LIST FOR APPROVAL ON DECEMBER 6, 2021

RESIGNATION LIST FOR APPROVAL ON DECEMBER 6, 2021

LAST NAME	FIRST NAME	MI	SPECIAL NOTE	POSITION	LOCATION	EFFECTIVE DATES
Griffis	Jordan			Teacher, Kindergarten (197 Days)	Baker County Pre-K / Kindergarten Center	November 29, 2021
Simmons	Dorothy		Retirement	Paraprofessional, Title I (187 Days)	Westside Elementary School	January 6, 2022
Walton	Casey			Nutrition Services Assistant (191 Days, 7 Hours)	Baker County Pre-K / Kindergarten Center	December 21, 2021

EMPLOYMENT LIST FOR APPROVAL ON DECEMBER 6, 2021

LAST NAME	FIRST NAME	MI	SPECIAL NOTE	POSITION	LOCATION	EFFECTIVE DATES
Nordstrom	Shannon		Initial Employment / Replacing Sally Huggins	Teacher, Language Arts M/J (197 Days)	Baker County Middle School	November 29, 2021
Rowell	Shawna		Initial Employment / Replacing Sonja St. John	Teacher, Kindergarten (197 Days)	Baker County Pre-K / Kindergarten Center	December 16, 2021
Southey	Laurie		Initial Employment / Replacing Herself	Teacher, First Grade (197 Days)	Macclenny Elementary School	December 2, 2021
Stokes	Jaime		Transfer / Promotion Within the Same School Site from Teacher, Intellectual Disabilities (197 Days) / Replacing Ellen Deel	Career Specialist (197 Days)	Baker County High School	November 15, 2021
Tracer	Ana		Initial Employment / Replacing Nathan Harrell	Paraprofessional, ESE Ages 6-21 (187 Days)	Baker County High School	November 12, 2021

EXTRA DUTY LIST FOR APPROVAL ON DECEMBER 6, 2021

LAST NAME	FIRST NAME	MI	DESCRIPTION	AMOUNT	EFFECTIVE DATES
Austin	Crystal		SPDG	\$24.53 Per Hour / Maximum 40 Hours / Funding Source: General	November 12, 2021 - June 30, 2022
Blackshear	Tabitha		SPDG	\$24.53 Per Hour / Maximum 40 Hours / Funding Source: General	November 12, 2021 - June 30, 2022
Cranford	Jacob		SPDG	\$24.53 Per Hour / Maximum 40 Hours / Funding Source: General	November 12, 2021 - June 30, 2022
Davis	Carly		SPDG	\$24.53 Per Hour / Maximum 40 Hours / Funding Source: General	November 12, 2021 - June 30, 2022

EXTRA DUTY LIST FOR APPROVAL ON DECEMBER 6, 2021					
LAST NAME	FIRST NAME	MI	DESCRIPTION	AMOUNT	EFFECTIVE DATES
Finley	Blane		SPDG	\$24.53 Per Hour / Maximum 40 Hours / Funding Source: General	November 12, 2021 - June 30, 2022
Hite	Jeremy		Livestream and Technical Assistance for Football Games	Regular Hourly Rate / Maximum 25 Hours / Funding Source: General	November 12, 2021 - May 26, 2022
Lauramore	Angela		Gatekeeper for 2021- 2022 BCMS Athletic Events	\$12.00 Per Hour / As Needed / Funding Source: General	November 1, 2021 - May 26, 2022
McCullough	Carolyn		SPDG	\$24.53 Per Hour / Maximum 40 Hours / Funding Source: General	December 7, 2021 - June 30, 2022
McCullough	Tucker		SPDG	\$24.53 Per Hour / Maximum 40 Hours / Funding Source: General	November 12, 2021 - June 30, 2022
Melton	Rachaelle		SPDG	\$24.53 Per Hour / Maximum 40 Hours / Funding Source: General	December 7, 2021 - June 30, 2022
Odom	Jessica		SPDG	\$24.53 Per Hour / Maximum 40 Hours / Funding Source: General	November 12, 2021 - June 30, 2022
Stalnaker- Ugartechea	Julia		After School Tutoring	Regular Hourly Rate / Maximum 25 Hours / Funding Source: Federal	November 2, 2021 - November 5, 2021
West	Kirsty		SPDG	\$24.53 Per Hour / Maximum 40 Hours / Funding Source: General	December 7, 2021 - June 30, 2022

SUPPLEMENT LIST FOR APPROVAL ON DECEMBER 6, 2021						
LAST NAME	FIRST NAME	SPECIAL NOTE	LOCATION	DESCRIPTION	AMOUNT	EFFECTIVE DATES
Callahan	Angela	For Shannon Nordstrom / 90 Days Only	Baker County Middle School	Peer Teacher	Board Approved Rate - Prorated	2021-2022
Lane	Kimbra	For Lisa Nettles / 90 Days Only	Baker County Pre- K / Kindergarten Center	Peer Teacher	Board Approved Rate - Prorated	2021-2022
Stokes	Jaime		Baker County High School	Director of Guidance	Board Approved Rate - Prorated	2021-2022 Effective November 15, 2021
Stokes	Jaime	RESCIND Previously Approved on August 16, 2021	RESCIND Baker County High School	RESCIND Teacher, ESE	RESCIND Board Approved Rate	RESCIND 2021- 2022 Effective November 12, 2021

Wells	Diane		Baker County High School	Department Chairperson, Support PLC Leader	Board Approved Rate - Prorated	2021-2022 Effective November 9, 2021
-------	-------	--	-----------------------------	---	-----------------------------------	---

STIPEND LIST FOR APPROVAL ON DECEMBER 6, 2021					
LAST NAME	FIRST NAME	MI	ASSIGNMENT	AMOUNT	EFFECTIVE
Chisholm	Christopher		2022 School Related Employee of the Year (Excluding the District School Related Employee of the Year)	\$200.00 Flat Rate / Funding Source: General	February 7, 2022

OCCASIONAL PERSONNEL STAFFING LIST FOR APPROVAL ON DECEMBER 6, 2021				
LAST NAME	FIRST NAME	DESCRIPTION	AMOUNT	EFFECTIVE DATES
Brown	Athena Gail	Substitute Teacher Training	\$500 Flat Daily Rate / Funding Source: General	January 6, 2022 & January 7, 2022

LEAVE LIST FOR APPROVAL ON DECEMBER 6, 2021					
LAST NAME	FIRST NAME	MI	# OF DAYS	TYPE OF LEAVE	EFFECTIVE DATES
St. John	Sonja		122 Days	Personal Leave Without Pay - Extended	November 15, 2021 - May 30, 2022

SUBSTITUTE LIST FOR APPROVAL ON DECEMBER 6, 2021					
LAST NAME	FIRST NAME	MI	DESCRIPTION	AMOUNT	EFFECTIVE DATES
Archer	Kimberly		Substitute Teacher (has completed the required Substitute Teacher Training) and all other areas pending completion of necessary requirements	Board Approved Rate	November 8, 2021
Arnold	Sara		Substitute Teacher (has completed the required Substitute Teacher Training) and all other areas pending completion of necessary requirements	Board Approved Rate	November 17, 2021
Beck	Geneva		Substitute in all areas pending completion of necessary requirements except Substitute Teacher	Board Approved Rate	November 9, 2021
Beck	Geneva		Substitute Teacher (has completed the required Substitute Teacher Training) and all other areas pending completion of necessary requirements	Board Approved Rate	November 17, 2021
Combs	Shelby		Substitute Teacher (has completed the required Substitute Teacher Training) and all other areas pending completion of necessary requirements	Board Approved Rate	November 17, 2021
Dinkens	Nikki		Substitute Teacher (has completed the required Substitute Teacher Training) and all other areas pending completion of necessary requirements	Board Approved Rate	November 17, 2021
Harvey	Deborah		Substitute in all areas pending completion of necessary requirements except Substitute Teacher	Board Approved Rate	November 19, 2021
Hurban	Michael		Substitute Teacher (has completed the required Substitute Teacher Training) and all other areas pending completion of necessary requirements	Board Approved Rate	November 17, 2021
Hurban	Tina		Substitute Teacher (has completed the required Substitute Teacher Training) and all other areas pending completion of necessary requirements	Board Approved Rate	November 17, 2021
Kaeck	Megan		Substitute Teacher (has completed the required Substitute Teacher Training) and all other areas pending completion of necessary requirements	Board Approved Rate	November 17, 2021

SUBSTITUTE LIST FOR APPROVAL ON DECEMBER 6, 2021					
LAST NAME	FIRST NAME	MI	DESCRIPTION	AMOUNT	EFFECTIVE DATES
Kaeck	Megan		Substitute in all areas pending completion of necessary requirements except Substitute Teacher	Board Approved Rate	November 8, 2021
Mobley	Tina		Substitute Teacher (has completed the required Substitute Teacher Training) and all other areas pending completion of necessary requirements	Board Approved Rate	November 17, 2021
Monds	Breanna		Substitute Teacher (has completed the required Substitute Teacher Training) and all other areas pending completion of necessary requirements	Board Approved Rate	November 17, 2021
Monds	Debra		Substitute Teacher (has completed the required Substitute Teacher Training) and all other areas pending completion of necessary requirements	Board Approved Rate	November 17, 2021
Padgett	Deborah		Substitute Teacher (has completed the required Substitute Teacher Training) and all other areas pending completion of necessary requirements	Board Approved Rate	November 16, 2021
Paige	Rita		Substitute Teacher (has completed the required Substitute Teacher Training) and all other areas pending completion of necessary requirements	Board Approved Rate	November 9, 2021
Raulerson	Caitlin		Substitute Teacher (has completed the required Substitute Teacher Training) and all other areas pending completion of necessary requirements	Board Approved Rate	November 17, 2021
Rodgers	Savannah		Substitute Teacher (has completed the required Substitute Teacher Training) and all other areas pending completion of necessary requirements	Board Approved Rate	November 10, 2021
Starling	Julie		Substitute in all areas pending completion of necessary requirements except Substitute Teacher	Board Approved Rate	November 8, 2021
Stokes	Elizabeth		Substitute Teacher (has completed the required Substitute Teacher Training) and all other areas pending completion of necessary requirements	Board Approved Rate	November 17, 2021


ADJOURNMENT FROM DECEMBER 6, 2021, SCHOOL BOARD MEETING	
<p>Since there was no further business to come before the Board, Artie Burnett made a motion to adjourn, seconded by Dean Griffis. The meeting adjourned via general consensus.</p>	
Paula T. Barton, Board Chairperson	Sherrie Raulerson, Superintendent of Schools

MINUTES EXECUTIVE SESSION (Closed to the Public) Monday, December 6, 2021 – Immediately Following Regular School Board Meeting District School Board Room (270 South Boulevard East, Macclenny, Florida)	
SUPPLEMENTAL MINUTE BOOK #50 PAGE #11	
<p>➤ Closed Executive Session to Discuss Negotiations with Baker County Education Association.</p>	
<p>The Baker County School Board met on Monday, December 6, 2021, in a closed meeting at the District School Board Room. The purpose of the meeting was to have a closed Executive Session to discuss negotiations with the Baker County Education Association with the School Board. The following Board Members were present to wit: Chairperson Paula T. Barton, Vice-Chairperson Tiffany McInarnay, Richard “Dean” Griffis, Charlie M. Burnett III, and Amanda Hodges. Superintendent Sherrie Raulerson and School Board Attorney John W. Caven, Jr. were both in attendance for the executive session. No official action was taken during the session.</p>	
Paula T. Barton, Board Chairperson	Sherrie Raulerson, Superintendent of Schools

Baker County School Board

Revenue and Expenditure Report - General Fund

For the Month Ending November 30, 2021



Revenues	2021-2022	
	Budget	Actual
Federal	230,000.00	40,913.31
State	33,371,523.00	13,302,694.89
Local	5,779,597.00	3,493,201.29
Other Local Revenue	-	-
Transfers In	-	73,152.00
Loss Recoveries	-	-
Beg Fund Balance	8,553,196.33	-
	47,934,316.33	16,909,961.49

Expenditures	30-Nov-20			
	Budget	Actual	Difference	Difference
Instruction	\$ 23,439,831.00	7,140,178.25	16,299,652.75	79,198.78
Pupil Personnel Services	2,438,993.00	779,581.13	1,659,411.87	39,989.33
Instructional Media Services	576,445.00	157,824.05	418,620.95	(32,614.72)
Instruction & Curriculum Development Services	770,875.00	237,141.81	533,733.19	(34,517.22)
Instructional Staff Training Services	159,156.00	64,263.02	94,892.98	13,654.37
Instructional Related Technology	307,525.00	126,390.92	181,134.08	2,370.14
Board	389,475.00	142,805.20	246,669.80	8,306.21
General Administration	326,345.00	101,448.70	224,896.30	(8,783.26)
School Administration	2,347,760.00	802,403.46	1,545,356.54	19,778.73
Facilities Acquisition & Construction	22,000.00	404,458.01	(382,458.01)	400,510.01
Fiscal Services	786,600.00	288,113.76	498,486.24	3,462.13
School Food Services	22,000.00	-	22,000.00	-
Central Services	514,750.00	170,411.65	344,338.35	(37,010.48)
Pupil Transportation Services	2,669,600.00	873,363.94	1,796,236.06	8,881.45
Operation of Plant	4,325,179.00	2,149,097.07	2,176,081.93	37,459.05
Maintenance of Plant	1,218,000.00	456,370.65	761,629.35	15,360.82
Administrative Technology Services	823,900.00	341,277.94	482,622.06	(6,537.90)
Community Services	216,300.00	68,136.36	148,163.64	(3,128.22)
Debt Service	164,411.00	-	164,411.00	-
Other Financing Uses	164,411.00	-	164,411.00	-
Ending Fund Balance	6,250,760.33	-	6,250,760.33	-
	47,934,316.33	14,303,265.92	33,631,050.41	506,379.22

Baker County School Board

Revenue and Expenditure Report - Food Service
For the Month Ending November 30, 2021

2021-2022



Revenues	Budget	Actual
Federal	2,745,000.00	951,793.90
State	42,000.00	-
Local	92,500.00	5,169.66
Other Financing Sources	-	-
Beg Fund Balance	1,599,580.99	
	4,479,080.99	956,963.56

Expenditures	30-Nov-20			
	Budget	Actual	Difference	Actual
Food Service	3,215,920.00	1,057,579.49	2,158,340.51	1,030,342.70
Other Financing Uses	-	-	-	-
Ending Fund Balance	1,263,160.99		1,263,160.99	
	4,479,080.99	1,057,579.49	3,421,501.50	1,030,342.70
			27,236.79	

Baker County School Board
Revenue and Expenditure Report - Federal Programs 4200
For the Month Ending November 30, 2021

2021-2022

Revenues	Budget	Actual
Federal	3,361,381.00	1,063,696.34
State	-	-
Local (Interest on checking account)	-	70.24
Other/Transfers	-	-
	<u>3,361,381.00</u>	<u>1,063,766.58</u>

Expenditures	Budget	Actual	Difference	Actual	Difference
				30-Nov-20	
Instruction	\$ 1,934,201.78	\$ 696,047.89	1,238,153.89	\$ 491,520.98	204,526.91
Pupil Personnel Services	262,803.01	89,581.71	173,221.30	95,473.67	(5,891.96)
Instructional Media Services	2,365.00	-	2,365.00	-	-
Instruction & Curriculum Development Services	415,150.00	143,824.54	271,325.46	128,713.19	15,111.35
Instructional Staff Training Services	553,591.21	119,386.84	434,204.37	127,448.53	(8,061.69)
Instruction Related Technology	15,750.00	4,038.55	11,711.45	4,013.44	25.11
Board	-	-	-	-	-
General Administration	91,530.00	-	91,530.00	157.74	(157.74)
School Administration	8,190.00	3,600.00	4,590.00	-	3,600.00
Facilities Acquisition & Construction	-	-	-	-	-
Fiscal Services	-	-	-	-	-
Central Services	29,600.00	4,733.04	24,866.96	3,743.19	989.85
Pupil Transportation Services	48,200.00	13,632.91	34,567.09	13,746.86	(113.95)
Site Misc. Expense	-	-	-	-	-
Maintenance of Plant	-	-	-	-	-
Community Services	-	-	-	-	-
Debt Service	-	-	-	-	-
Other Financing Uses	-	-	-	-	-
	<u>\$ 3,361,381.00</u>	<u>\$ 1,074,845.48</u>	<u>2,286,535.52</u>	<u>\$ 864,817.60</u>	<u>210,027.88</u>



Baker County School Board

Revenue and Expenditure Report - ESSER 4410
For the Month Ending November 30, 2021

2021-2022




Revenues	Budget	Actual
Federal	255,180.28	251,773.55
State	-	-
Local (interest on checking account)	-	-
Other/Transfers	-	-
	<u>255,180.28</u>	<u>251,773.55</u>

Expenditures	30-Nov-20	
	Budget	Actual
Instruction	\$ 229,350.76	\$ 226,422.36
Pupil Personnel Services	14,554.23	14,554.23
Instructional Media Services	-	-
Instruction & Curriculum Development Services	-	-
Instructional Staff Training Services	-	-
Instruction Related Technology	-	-
Board	-	-
General Administration	-	-
School Administration	2,018.45	1,599.80
Facilities Acquisition & Construction	-	-
Fiscal Services	-	-
Central Services	-	-
Pupil Transportation Services	-	246.44
Site Misc. Expense	9,256.84	9,256.84
Maintenance of Plant	-	-
Community Services	-	-
Debt Service	-	-
Other Financing Uses	-	-
	<u>\$ 255,180.28</u>	<u>\$ 252,079.67</u>
		<u>3,100.61</u>
		<u>\$ 121,950.15</u>
		<u>130,129.52</u>

Baker County School Board

Revenue and Expenditure Report - CARES and GEER 4420
For the Month Ending November 30, 2021

2021-2022



Revenues	Budget	Actual
Federal	25,475.21	24,366.67
State	-	-
Local (interest on checking account)	-	-
Other/Transfers	-	-
	<u>25,475.21</u>	<u>24,366.67</u>

Expenditures	Budget	Actual	Difference	Actual	Difference
				30-Nov-20	
Instruction	\$ 1,899.72	\$ 791.18	1,108.54	\$ 99,222.31	(98,431.13)
Pupil Personnel Services	-	-	-	21,411.03	(21,411.03)
Instructional Media Services	-	-	-	-	-
Instruction & Curriculum Development Services	-	-	-	-	-
Instructional Staff Training Services	-	-	-	480.64	(480.64)
Instruction Related Technology	-	-	-	-	-
Board	-	-	-	-	-
General Administration	-	-	-	-	-
School Administration	-	-	-	-	-
Facilities Acquisition & Construction	-	-	-	-	-
Fiscal Services	-	-	-	-	-
Central Services	-	-	-	-	-
Pupil Transportation Services	23,575.49	23,575.49	-	16,578.32	6,997.17
Site Misc. Expense	-	-	-	9,591.22	(9,591.22)
Maintenance of Plant	-	-	-	-	-
Community Services	-	-	-	-	-
Debt Service	-	-	-	-	-
Other Financing Uses	-	-	-	-	-
	<u>\$ 25,475.21</u>	<u>\$ 24,366.67</u>	<u>1,108.54</u>	<u>\$ 147,283.52</u>	<u>(122,916.85)</u>

Baker County School Board

Revenue and Expenditure Report - ESSER II 4430
For the Month Ending November 30, 2021

2021-2022



Revenues	Budget	Actual
Federal	3,890,641.00	602,194.83
State	-	-
Local (interest on checking account)	-	-
Other/Transfers	-	-
	<u>3,890,641.00</u>	<u>602,194.83</u>

Expenditures	Budget	Actual	Difference	30-Nov-20 Actual	Difference
Instruction	\$ 1,106,138.00	262,612.79	843,525.21	-	262,612.79
Pupil Personnel Services	179,845.00	63,314.97	116,530.03	-	63,314.97
Instructional Media Services	-	10,897.21	(10,897.21)	-	10,897.21
Instruction & Curriculum Development Services	12,000.00	17,927.66	(5,927.66)	-	17,927.66
Instructional Staff Training Services	23,322.00	6,908.02	16,413.98	-	6,908.02
Instruction Related Technology	-	4,569.78	(4,569.78)	-	4,569.78
Board	-	-	-	-	-
General Administration	194,530.00	1,406.09	193,123.91	-	1,406.09
School Administration	-	29,527.89	(29,527.89)	-	29,527.89
Facilities Acquisition & Construction	2,350,000.00	-	2,350,000.00	-	-
Fiscal Services	-	11,248.72	(11,248.72)	-	11,248.72
School Food Service	-	39,370.52	(39,370.52)	-	39,370.52
Central Services	-	4,218.27	(4,218.27)	-	4,218.27
Pupil Transportation Services	-	66,086.23	(66,086.23)	-	66,086.23
Site Misc. Expense	24,806.00	68,639.69	(43,833.69)	-	68,639.69
Maintenance of Plant	-	12,654.81	(12,654.81)	-	12,654.81
Admin Technology Services	-	2,812.18	(2,812.18)	-	2,812.18
Community Services	-	-	-	-	-
Debt Service	-	-	-	-	-
Other Financing Uses	-	-	-	-	-
	<u>\$ 3,890,641.00</u>	<u>\$ 602,194.83</u>	<u>3,288,446.17</u>	<u>-</u>	<u>602,194.83</u>

Baker County School Board
Revenue and Expenditure Report - Debt Service Funds
For the Month Ending November 30, 2021



Revenues	2021-2022	
	Budget	Actual
Federal	-	-
State	-	-
Local	37,955.00	-
Other/Transfers	164,411.00	-
Beg Fund Balance	3,024,919.65	
	3,227,285.65	-

Expenditures	30-Nov-20			
	Budget	Actual	Difference	Actual
Debt Service	3,227,285.65	-	3,227,285.65	-
Other Financing Uses	-	-	-	-
Ending Fund Balance	3,227,285.65	-	3,227,285.65	-

Baker County School Board
Revenue and Expenditure Report - PECO
For the Month Ending November 30, 2021



Revenues	2021-2022	
	Budget	Actual
Federal	-	-
State	31,345,761.91	3,598,630.84
Local	-	-
Other/Transfers	3,569,641.43	-
	6,904,420.13	
Beg Fund Balance	<u>41,819,823.47</u>	<u>3,598,630.84</u>

Expenditures	30-Nov-20			
	Budget	Actual	Difference	Actual
Facilities Acquisition & Construction	41,819,823.47	4,886,571.20	36,933,252.27	62,090.13
Other Financing Uses	-	-	-	-
Ending Fund Balance	<u>41,819,823.47</u>	<u>4,886,571.20</u>	<u>36,933,252.27</u>	<u>62,090.13</u>
				<u>4,824,481.07</u>

Baker County School Board
Revenue and Expenditure Report - CO & DS
For the Month Ending November 30, 2021



2021-2022

Revenues	Budget	Actual
Federal	-	-
State	167,250.00	-
Local	-	-
Other/T transfers	-	-
Beg Fund Balance	-	-
	<u>167,250.00</u>	<u>-</u>

Expenditures	Budget	Actual	Difference	30-Nov-20 Actual	Difference
Facilities Acquisition & Construction	-	-	-	143,347.50	(143,347.50)
Other Financing Uses	167,250.00	-	167,250.00	-	-
Ending Fund Balance	-	-	-	-	-
	<u>167,250.00</u>	<u>-</u>	<u>167,250.00</u>	<u>143,347.50</u>	<u>(143,347.50)</u>

Baker County School Board
Revenue and Expenditure Report - LCIF (2 MIL)
For the Month Ending November 30, 2021



Revenues	2021-2022	
	Budget	Actual
Federal	-	-
State	-	-
Local	1,783,109.00	1,049,349.54
Other/Transfers	-	-
Beg Fund Balance	58,637.50	
	<u>1,841,746.50</u>	<u>1,049,349.54</u>

Expenditures	30-Nov-20			
	Budget	Actual	Difference	Actual
Facilities Acquisition & Construction	58,637.50	3,400.22	55,237.28	187,647.14
Buses	-	-	-	811,632.00
Other Financing Uses	1,783,109.00	164,411.00	1,618,698.00	-
Ending Fund Balance	-	-	-	-
	<u>1,841,746.50</u>	<u>167,811.22</u>	<u>1,673,935.28</u>	<u>999,279.14</u>
			<u>(831,467.92)</u>	

Baker County School Board

Revenue and Expenditure Report - Impact Fees
For the Month Ending November 30, 2021



2021-2022

Revenues	Budget	Actual
Federal	-	-
State	-	-
Local	200,000.00	88,916.69
Other Financing Uses	-	-
Beg Fund Balance	1,419,282.43	
	<u>1,619,282.43</u>	<u>88,916.69</u>

Expenditures	Budget	Actual	Difference	30-Nov-20 Actual	Difference
Facilities Acquisition Construction	-	-	-	670,760.23	(670,760.23)
Other Financing Uses	1,619,282.43	-	-	-	-
Ending Fund Balance	-	-	-	670,760.23	(670,760.23)
	<u>1,619,282.43</u>	<u>-</u>	<u>-</u>	<u>670,760.23</u>	<u>(670,760.23)</u>

Fund/Func	Obj	Fac	Proj	Subpr	Prog	Fund/Function/Object/Project	Debits	Credits	Net DB-CR	Ending Bal	
1000A1111	0001	0000	00000	00000	00000	GENERAL FUND/CASH/Fund Check	21,522,638.34	19,390,729.92	2,131,908.42	8,692,601.41	
1000A1111	0002	0000	00000	00000	00000	GENERAL FUND/CASH/Payroll Ch	11,960,640.64	11,684,149.10	276,491.54	657,296.23	
1000A1111	0003	0000	00000	00000	00000	GENERAL FUND/CASH/Accounts P	7,549,970.74	7,406,882.08	143,088.66	30,976.85	
1000A1115	0000	0000	00000	00000	00000	GENERAL FUND/CASH INT EARNIN	776.60	0.00	776.60	1,853,089.99	
1000A1141	0000	0000	00000	00000	00000	GENERAL FUND/DUE FROM OTHER	4,411,486.31	4,445,980.57	34,494.26CR	210,000.00	
1000A1150	0000	0000	00000	00000	00000	GENERAL FUND/MAINTENANCE INV	0.00	0.00	0.00	26,224.28	
1000A1151	0000	0000	00000	00000	00000	GENERAL FUND/TRANSPORTATION	0.00	0.00	0.00	68,962.31	
1000A1152	0000	0000	00000	00000	00000	GENERAL FUND/WAREHOUSE INVEN	0.00	0.00	0.00	14,504.40	
1000A1153	0000	0000	00000	00000	00000	GENERAL FUND/CUSTODIAL INVEN	0.00	0.00	0.00	80,378.87	
1000A1164	0000	0000	00000	00000	00000	GENERAL FUND/INVESTMENTS SBA	164.04	0.00	164.04	336,070.29	
1000A1220	0000	0000	00000	00000	00000	GENERAL FUND/DUE FROM OTHER	0.00	39,760.40	39,760.40CR	0.00	
1000L2110	0000	0000	00000	00000	00000	GENERAL FUND/SAL, BEN & PYRL	11,063,271.06	11,063,271.06	0.00	7,703.63CR	
1000L2120	0000	0000	00000	00000	00000	GENERAL FUND/ACCOUNTS PAYABL	4,951,172.00	4,951,172.00	0.00	335.84CR	
1000L2160	0000	0000	00000	00000	00000	GENERAL FUND/DUE TO OTHER FU	4,445,980.57	4,442,902.32	3,078.25	0.00	
1000L2170	0000	0000	00000	00000	00000	GENERAL FUND/FEDERAL INCOME	640,871.45	640,871.45	0.00	0.00	
1000L2171	0000	0000	00000	00000	00000	GENERAL FUND/F.I.C.A. TAX PA	1,237,651.48	1,237,698.48	47.00CR	136.04	
1000L2172	0000	0000	00000	00000	00000	GENERAL FUND/RETIREMENT PAYA	897,847.14	1,174,502.91	276,655.77CR	276,655.77CR	
1000L2173	0000	0000	00000	00000	00000	GENERAL FUND/INSURANCE PAYAB	1,658,402.62	1,243,912.52	414,490.10	526,797.46CR	
1000L2174	0000	0000	00000	00000	00000	GENERAL FUND/ANNUITIES PAYAB	326,020.85	326,020.85	0.00	0.00	
1000L2175	0000	0000	00000	00000	00000	GENERAL FUND/PROFESSIONAL DU	46,838.71	46,838.71	0.00	0.00	
1000L2177	0000	0000	00000	00000	00000	GENERAL FUND/FOUNDATION PAYA	4,225.67	4,225.67	0.00	0.00	
1000L2178	0000	0000	00000	00000	00000	GENERAL FUND/GARNISHMENT/NON	5,784.69	5,784.69	0.00	0.00	
1000L2179	0000	0000	00000	00000	00000	GENERAL FUND/OTHER DEDUCTION	302.48	302.48	0.00	0.00	
1000L2220	0000	0000	00000	00000	00000	GENERAL FUND/DEPOSITS PAYABL	74,199.67	87,620.03	13,420.36CR	1,875.69CR	
1000L2230	0000	0000	00000	00000	00000	GENERAL FUND/DUE TO OTHER AG	2,395.75	1,320.00	1,075.75	3,019.62	
1000Q1520	0000	0000	00000	00000	00000	GENERAL FUND/ENCUMBRANCES/NO	1,420,559.86	1,381,273.14	39,286.72	317,956.48	
1000Q1530	0000	0000	00000	00000	00000	GENERAL FUND/EXPENDITURES/NO	14,429,697.15	126,431.23	14,303,265.92	405,803,963.44	
1000Q2520	0000	0000	00000	00000	00000	GENERAL FUND/REVENUE/NON-DES	45,070.89	16,955,032.38	16,909,961.49CR	409,373,612.91CR	
1000Q2710	0000	0000	00000	00000	00000	GENERAL FUND/RESERVED STATE	0.00	0.00	0.00	183,973.49CR	
1000Q2720	0000	0000	00000	00000	00000	GENERAL FUND/RESERVED FOR EN	1,381,273.14	1,420,559.86	39,286.72CR	317,956.48CR	
1000Q2760	0000	0000	00000	00000	00000	GENERAL FUND/UNRESERVED FUND	0.00	0.00	0.00	7,258,724.44CR	
1000Q2762	0000	0000	00000	00000	00000	GENERAL FUND/DESG INS LOSS R	0.00	0.00	0.00	147,544.50CR	
** Total Fund 1000 Balance Sheet							Count 32	88,077,241.85	88,077,241.85	0.00	0.00
1000R0000	3191	0000	00000	00000	00000	GENERAL FUND/TO CORRECT FUNC	1,469.86	22,982.00	21,512.14CR		
1000R0000	3202	0000	00000	00000	00000	GENERAL FUND/TO CORRECT FUNC	20,919.00	40,629.23	19,710.23CR		
1000R0000	3294	0000	00000	00000	00000	GENERAL FUND/TO CORRECT FUNC	17,211.91	16,902.85	309.06		
1000R0000	3310	0000	00000	00000	00000	GENERAL FUND/TO CORRECT FUNC	0.00	11,082,963.00	11,082,963.00CR		
1000R0000	3315	0000	00000	00000	00000	GENERAL FUND/TO CORRECT FUNC	0.00	69,340.00	69,340.00CR		

<u>Fund/Func</u>	<u>Obj</u>	<u>Fac</u>	<u>Proj</u>	<u>Subpr</u>	<u>Prog</u>	<u>Fund/Function/Source/Project</u>	<u>Debits</u>	<u>Credits</u>	<u>Net DB-CR</u>	<u>Ending Bal</u>
1000R0000	3317	0000	00000	00000	00000	GENERAL FUND/TO CORRECT FUNC	0.00	5,189.00	5,189.00CR	
1000R0000	3343	0000	00000	00000	00000	GENERAL FUND/TO CORRECT FUNC	0.00	7,950.75	7,950.75CR	
1000R0000	3355	0000	00000	00000	00000	GENERAL FUND/TO CORRECT FUNC	0.00	1,983,005.00	1,983,005.00CR	
1000R0000	3371	0000	00000	00000	00000	GENERAL FUND/TO CORRECT FUNC	0.00	125,828.94	125,828.94CR	
1000R0000	3372	0000	00000	00000	00000	GENERAL FUND/TO CORRECT FUNC	0.00	14,668.60	14,668.60CR	
1000R0000	3390	0000	00000	00000	00000	GENERAL FUND/TO CORRECT FUNC	0.00	13,749.60	13,749.60CR	
1000R0000	3411	0000	00000	00000	00000	GENERAL FUND/TO CORRECT FUNC	0.00	3,010,421.84	3,010,421.84CR	
1000R0000	3425	0000	00000	00000	00000	GENERAL FUND/TO CORRECT FUNC	0.00	10,795.77	10,795.77CR	
1000R0000	3430	0000	00000	00000	00000	GENERAL FUND/TO CORRECT FUNC	0.00	5,938.84	5,938.84CR	
1000R0000	3440	0000	00000	00000	00000	GENERAL FUND/TO CORRECT FUNC	0.00	18,622.27	18,622.27CR	
1000R0000	3461	0000	00000	00000	00000	GENERAL FUND/TO CORRECT FUNC	0.00	3,065.00	3,065.00CR	
1000R0000	3462	0000	00000	00000	00000	GENERAL FUND/TO CORRECT FUNC	0.00	2,608.20	2,608.20CR	
1000R0000	3464	0000	00000	00000	00000	GENERAL FUND/TO CORRECT FUNC	0.00	60.00	60.00CR	
1000R0000	3465	0000	00000	00000	00000	GENERAL FUND/TO CORRECT FUNC	0.00	412.00	412.00CR	
1000R0000	3472	0000	00000	00000	00000	GENERAL FUND/TO CORRECT FUNC	0.00	1,619.00	1,619.00CR	
1000R0000	3473	0000	00000	00000	00000	GENERAL FUND/TO CORRECT FUNC	0.00	124,822.20	124,822.20CR	
1000R0000	3479	0000	00000	00000	00000	GENERAL FUND/TO CORRECT FUNC	67.00	119,757.00	119,690.00CR	
1000R0000	3490	0000	00000	00000	00000	GENERAL FUND/TO CORRECT FUNC	0.00	60.00	60.00CR	
1000R0000	3493	0000	00000	00000	00000	GENERAL FUND/TO CORRECT FUNC	2,866.70	48,094.83	45,228.13CR	
1000R0000	3495	0000	00000	00000	00000	GENERAL FUND/TO CORRECT FUNC	0.00	6,000.00	6,000.00CR	
1000R0000	3497	0000	00000	00000	00000	GENERAL FUND/TO CORRECT FUNC	0.00	7,611.19	7,611.19CR	
1000R0000	3630	0000	00000	00000	00000	GENERAL FUND/TO CORRECT FUNC	2,536.42	138,783.27	136,246.85CR	
1000R0000	3630	0000	00000	00000	00000	GENERAL FUND/TO CORRECT FUNC	0.00	73,152.00	73,152.00CR	
** Total Fund 1000 Operating Revenue Count 28							45,070.89	16,955,032.38	16,909,961.49CR	
1000E5100	0100	9001	00000	00000	00000	GENERAL FUND/K-12 INSTRUCTIO	7,813.04	7,813.04	0.00	
1000E5100	0120	0012	00000	00000	00000	GENERAL FUND/K-12 INSTRUCTIO	806,490.06	5,180.11	801,309.95	
1000E5100	0120	0012	01008	00000	00000	GENERAL FUND/K-12 INSTRUCTIO	726.25	0.00	726.25	
1000E5100	0120	0012	01024	00000	00000	GENERAL FUND/K-12 INSTRUCTIO	39,718.24	0.00	39,718.24	
1000E5100	0120	0012	01304	00000	00000	GENERAL FUND/K-12 INSTRUCTIO	1,020.00	0.00	1,020.00	
1000E5100	0120	0012	01308	00000	00000	GENERAL FUND/K-12 INSTRUCTIO	273.45	0.00	273.45	
1000E5100	0120	0013	00000	00000	00000	GENERAL FUND/K-12 INSTRUCTIO	496,711.86	0.00	496,711.86	
1000E5100	0120	0013	01180	00000	00000	GENERAL FUND/K-12 INSTRUCTIO	12,917.28	0.00	12,917.28	
1000E5100	0120	0022	00000	00000	00000	GENERAL FUND/K-12 INSTRUCTIO	289,069.68	871.73	288,197.95	
1000E5100	0120	0031	00000	00000	00000	GENERAL FUND/K-12 INSTRUCTIO	499,810.51	5,937.42	493,873.09	
1000E5100	0120	0032	00000	00000	00000	GENERAL FUND/K-12 INSTRUCTIO	968,122.41	17,811.69	950,310.72	
1000E5100	0120	0032	01303	00000	00000	GENERAL FUND/K-12 INSTRUCTIO	348.00	0.00	348.00	
1000E5100	0120	0091	00000	00000	00000	GENERAL FUND/K-12 INSTRUCTIO	363,098.64	3,158.04	359,940.60	
1000E5100	0120	0091	01180	00000	00000	GENERAL FUND/K-12 INSTRUCTIO	25,972.96	0.00	25,972.96	

Fund/Func	Obj	Fac	Proj	Subpr	Prog	Fund/Function/Obj/Project	Debits	Credits	Net DB-CR	Ending Bal
1000E5100	0140	0012	00000	00000	00000	GENERAL FUND/K-12 INSTRUCTIO	3,217.32	0.00	3,217.32	
1000E5100	0140	0013	00000	00000	00000	GENERAL FUND/K-12 INSTRUCTIO	12,373.35	0.00	12,373.35	
1000E5100	0140	0022	00000	00000	00000	GENERAL FUND/K-12 INSTRUCTIO	4,865.99	0.00	4,865.99	
1000E5100	0140	0032	00000	00000	00000	GENERAL FUND/K-12 INSTRUCTIO	21,707.99	742.08	20,965.91	
1000E5100	0140	0091	00000	00000	00000	GENERAL FUND/K-12 INSTRUCTIO	9,860.11	0.00	9,860.11	
1000E5100	0150	0012	00000	00000	00000	GENERAL FUND/K-12 INSTRUCTIO	20,507.53	152.55	20,354.98	
1000E5100	0150	0012	01304	00000	00000	GENERAL FUND/K-12 INSTRUCTIO	1,898.30	0.00	1,898.30	
1000E5100	0150	0013	00000	00000	00000	GENERAL FUND/K-12 INSTRUCTIO	29,853.93	399.15	29,454.78	
1000E5100	0150	0022	00000	00000	00000	GENERAL FUND/K-12 INSTRUCTIO	19,434.20	0.00	19,434.20	
1000E5100	0150	0031	00000	00000	00000	GENERAL FUND/K-12 INSTRUCTIO	23,503.52	150.53	23,352.99	
1000E5100	0150	0032	00000	00000	00000	GENERAL FUND/K-12 INSTRUCTIO	7,444.93	0.00	7,444.93	
1000E5100	0150	0091	00000	00000	00000	GENERAL FUND/K-12 INSTRUCTIO	19,218.42	251.66	18,966.76	
1000E5100	0160	0012	00000	00000	00000	GENERAL FUND/K-12 INSTRUCTIO	188.03	0.00	188.03	
1000E5100	0160	0012	01304	00000	00000	GENERAL FUND/K-12 INSTRUCTIO	1,609.70	0.00	1,609.70	
1000E5100	0160	0032	01303	00000	00000	GENERAL FUND/K-12 INSTRUCTIO	805.00	0.00	805.00	
1000E5100	0210	0012	01304	00000	00000	GENERAL FUND/K-12 INSTRUCTIO	115.80	0.00	115.80	
1000E5100	0210	0012	00000	00000	00000	GENERAL FUND/K-12 INSTRUCTIO	94,770.09	1,058.92	93,711.17	
1000E5100	0210	0012	01008	00000	00000	GENERAL FUND/K-12 INSTRUCTIO	78.58	0.00	78.58	
1000E5100	0210	0012	01024	00000	00000	GENERAL FUND/K-12 INSTRUCTIO	4,297.52	0.00	4,297.52	
1000E5100	0210	0012	01304	00000	00000	GENERAL FUND/K-12 INSTRUCTIO	402.84	0.00	402.84	
1000E5100	0210	0012	01308	00000	00000	GENERAL FUND/K-12 INSTRUCTIO	29.59	0.00	29.59	
1000E5100	0210	0013	00000	00000	00000	GENERAL FUND/K-12 INSTRUCTIO	60,998.81	115.68	60,883.13	
1000E5100	0210	0013	01180	00000	00000	GENERAL FUND/K-12 INSTRUCTIO	1,397.68	0.00	1,397.68	
1000E5100	0210	0022	00000	00000	00000	GENERAL FUND/K-12 INSTRUCTIO	34,826.45	94.33	34,732.12	
1000E5100	0210	0031	00000	00000	00000	GENERAL FUND/K-12 INSTRUCTIO	60,007.68	689.25	59,318.43	
1000E5100	0210	0032	00000	00000	00000	GENERAL FUND/K-12 INSTRUCTIO	108,097.10	1,927.65	106,169.45	
1000E5100	0210	0032	00000	00000	00000	GENERAL FUND/K-12 INSTRUCTIO	50.23	0.00	50.23	
1000E5100	0210	0091	00000	00000	00000	GENERAL FUND/K-12 INSTRUCTIO	42,614.98	368.94	42,246.04	
1000E5100	0210	0091	01180	00000	00000	GENERAL FUND/K-12 INSTRUCTIO	2,810.32	0.00	2,810.32	
1000E5100	0210	9001	00000	00000	00000	GENERAL FUND/K-12 INSTRUCTIO	845.36	845.36	0.00	
1000E5100	0220	0012	00000	00000	00000	GENERAL FUND/K-12 INSTRUCTIO	62,415.61	304.70	62,110.91	
1000E5100	0220	0012	01008	00000	00000	GENERAL FUND/K-12 INSTRUCTIO	55.50	0.00	55.50	
1000E5100	0220	0012	01024	00000	00000	GENERAL FUND/K-12 INSTRUCTIO	3,038.48	0.00	3,038.48	
1000E5100	0220	0012	01304	00000	00000	GENERAL FUND/K-12 INSTRUCTIO	275.41	0.00	275.41	
1000E5100	0220	0012	01308	00000	00000	GENERAL FUND/K-12 INSTRUCTIO	20.92	0.00	20.92	
1000E5100	0220	0013	00000	00000	00000	GENERAL FUND/K-12 INSTRUCTIO	40,662.72	30.54	40,632.18	
1000E5100	0220	0013	01180	00000	00000	GENERAL FUND/K-12 INSTRUCTIO	982.17	0.00	982.17	
1000E5100	0220	0022	00000	00000	00000	GENERAL FUND/K-12 INSTRUCTIO	23,655.31	63.54	23,591.77	
1000E5100	0220	0031	00000	00000	00000	GENERAL FUND/K-12 INSTRUCTIO	39,415.65	426.94	38,988.71	
1000E5100	0220	0032	00000	00000	00000	GENERAL FUND/K-12 INSTRUCTIO	73,745.87	921.56	72,824.31	

Fund/Func	Obj	Fac	Proj	Subj	Prog	Fund/Function/Object/Project	Debits	Credits	Net DB-CR	Ending Bal
1000E5100	0220	0032	01303	00000	00000	GENERAL FUND/K-12 INSTRUCTIO	33.44	0.00	33.44	
1000E5100	0220	0091	00000	00000	00000	GENERAL FUND/K-12 INSTRUCTIO	29,838.44	219.29	29,619.15	
1000E5100	0220	0091	01180	00000	00000	GENERAL FUND/K-12 INSTRUCTIO	1,930.27	0.00	1,930.27	
1000E5100	0220	0091	02100	00000	00000	GENERAL FUND/K-12 INSTRUCTIO	13.87	0.00	13.87	
1000E5100	0220	9001	00000	00000	00000	GENERAL FUND/K-12 INSTRUCTIO	583.00	583.00	0.00	
1000E5100	0230	0012	00000	00000	00000	GENERAL FUND/K-12 INSTRUCTIO	73,982.22	1,521.06	72,461.16	
1000E5100	0230	0012	01024	00000	00000	GENERAL FUND/K-12 INSTRUCTIO	23.10	0.00	23.10	
1000E5100	0230	0013	00000	00000	00000	GENERAL FUND/K-12 INSTRUCTIO	43,053.04	0.00	43,053.04	
1000E5100	0230	0013	01180	00000	00000	GENERAL FUND/K-12 INSTRUCTIO	56.00	0.00	56.00	
1000E5100	0230	0022	00000	00000	00000	GENERAL FUND/K-12 INSTRUCTIO	31,018.49	0.00	31,018.49	
1000E5100	0230	0031	00000	00000	00000	GENERAL FUND/K-12 INSTRUCTIO	45,507.98	8.00	45,499.98	
1000E5100	0230	0032	00000	00000	00000	GENERAL FUND/K-12 INSTRUCTIO	104,277.34	267.51	104,009.83	
1000E5100	0230	0091	00000	00000	00000	GENERAL FUND/K-12 INSTRUCTIO	39,878.01	0.00	39,878.01	
1000E5100	0230	0091	01180	00000	00000	GENERAL FUND/K-12 INSTRUCTIO	1,895.67	0.00	1,895.67	
1000E5100	0230	9001	00000	00000	00000	GENERAL FUND/K-12 INSTRUCTIO	111.10	111.10	0.00	
1000E5100	0290	0012	02100	00000	00000	GENERAL FUND/K-12 INSTRUCTIO	1,467.47	0.00	1,467.47	
1000E5100	0290	0032	02100	00000	00000	GENERAL FUND/K-12 INSTRUCTIO	1,924.56	0.00	1,924.56	
1000E5100	0290	0091	02100	00000	00000	GENERAL FUND/K-12 INSTRUCTIO	5,910.49	0.00	5,910.49	
1000E5100	0310	0012	00000	00000	00000	GENERAL FUND/K-12 INSTRUCTIO	3,720.00	0.00	3,720.00	
1000E5100	0330	0013	00000	00000	00000	GENERAL FUND/K-12 INSTRUCTIO	138.68	0.00	138.68	
1000E5100	0330	0032	00032	00000	00000	GENERAL FUND/K-12 INSTRUCTIO	55.00	0.00	55.00	
1000E5100	0330	0091	00000	00000	00000	GENERAL FUND/K-12 INSTRUCTIO	173.80	0.00	173.80	
1000E5100	0360	0012	01052	00000	00000	GENERAL FUND/K-12 INSTRUCTIO	3,949.95	0.00	3,949.95	
1000E5100	0360	0013	01052	00000	00000	GENERAL FUND/K-12 INSTRUCTIO	3,525.15	0.00	3,525.15	
1000E5100	0360	0022	01052	00000	00000	GENERAL FUND/K-12 INSTRUCTIO	2,498.95	0.00	2,498.95	
1000E5100	0360	0031	01052	00000	00000	GENERAL FUND/K-12 INSTRUCTIO	3,525.15	0.00	3,525.15	
1000E5100	0360	0032	01052	00000	00000	GENERAL FUND/K-12 INSTRUCTIO	3,824.30	0.00	3,824.30	
1000E5100	0360	0091	01052	00000	00000	GENERAL FUND/K-12 INSTRUCTIO	3,525.15	0.00	3,525.15	
1000E5100	0369	0012	01030	00000	00000	GENERAL FUND/K-12 INSTRUCTIO	13,685.50	0.00	13,685.50	
1000E5100	0369	9001	01015	00000	00000	GENERAL FUND/K-12 INSTRUCTIO	84.23	0.00	84.23	
1000E5100	0370	0091	00091	00000	00000	GENERAL FUND/K-12 INSTRUCTIO	6,840.00	0.00	6,840.00	
1000E5100	0390	0012	00012	00000	00000	GENERAL FUND/K-12 INSTRUCTIO	297.00	0.00	297.00	
1000E5100	0510	0012	00012	00000	00000	GENERAL FUND/K-12 INSTRUCTIO	418.20	0.00	418.20	
1000E5100	0510	0012	01028	00000	00000	GENERAL FUND/K-12 INSTRUCTIO	5,694.32	12.39	5,681.93	
1000E5100	0510	0012	01140	00000	00000	GENERAL FUND/K-12 INSTRUCTIO	0.00	5,355.40	5,355.40CR	
1000E5100	0510	0013	00013	00000	00000	GENERAL FUND/K-12 INSTRUCTIO	16,651.60	0.00	16,651.60	
1000E5100	0510	0013	01028	00000	00000	GENERAL FUND/K-12 INSTRUCTIO	4,916.21	33.61	4,882.60	
1000E5100	0510	0013	01045	00000	00000	GENERAL FUND/K-12 INSTRUCTIO	0.00	621.39	621.39CR	
1000E5100	0510	0013	01045	00000	00000	GENERAL FUND/K-12 INSTRUCTIO	215.31	0.00	215.31	

Fund/Func	Obj	Fac	Proj	Subpr	Prog	Fund/Function/Object/Project	Debits	Credits	Net DB-CR	Ending Bal
1000E5100	0510	0013	01140	00000	00000	GENERAL FUND/K-12 INSTRUCTIO	10,407.25	0.00	10,407.25	
1000E5100	0510	0022	00022	00000	00000	GENERAL FUND/K-12 INSTRUCTIO	4,110.11	0.00	4,110.11	
1000E5100	0510	0022	01028	00000	00000	GENERAL FUND/K-12 INSTRUCTIO	300.00	1,145.70	845.70CR	
1000E5100	0510	0022	01140	00000	00000	GENERAL FUND/K-12 INSTRUCTIO	5,649.65	0.00	5,649.65	
1000E5100	0510	0031	00031	00000	00000	GENERAL FUND/K-12 INSTRUCTIO	2,570.62	0.00	2,570.62	
1000E5100	0510	0031	01028	00000	00000	GENERAL FUND/K-12 INSTRUCTIO	0.00	498.74	498.74CR	
1000E5100	0510	0031	01140	00000	00000	GENERAL FUND/K-12 INSTRUCTIO	11,001.95	0.00	11,001.95	
1000E5100	0510	0032	00032	00000	00000	GENERAL FUND/K-12 INSTRUCTIO	2,722.80	0.00	2,722.80	
1000E5100	0510	0032	01028	00000	00000	GENERAL FUND/K-12 INSTRUCTIO	0.00	4,403.30	4,403.30CR	
1000E5100	0510	0032	01045	00000	00000	GENERAL FUND/K-12 INSTRUCTIO	789.40	0.00	789.40	
1000E5100	0510	0032	01140	00000	00000	GENERAL FUND/K-12 INSTRUCTIO	19,625.10	0.00	19,625.10	
1000E5100	0510	0091	00091	00000	00000	GENERAL FUND/K-12 INSTRUCTIO	2,821.12	0.00	2,821.12	
1000E5100	0510	0091	01028	00000	00000	GENERAL FUND/K-12 INSTRUCTIO	0.00	771.27	771.27CR	
1000E5100	0510	0091	01140	00000	00000	GENERAL FUND/K-12 INSTRUCTIO	9,217.85	0.00	9,217.85	
1000E5100	0510	9001	01012	00000	00000	GENERAL FUND/K-12 INSTRUCTIO	0.77	0.00	0.77	
1000E5100	0510	9001	01015	00000	00000	GENERAL FUND/K-12 INSTRUCTIO	456.16	0.00	456.16	
1000E5100	0510	9001	01140	00000	00000	GENERAL FUND/K-12 INSTRUCTIO	12,795.80	12,795.80	0.00	
1000E5100	0519	0012	00012	00000	00000	GENERAL FUND/K-12 INSTRUCTIO	1,755.01	18.61	1,736.40	
1000E5100	0519	0013	00013	00000	00000	GENERAL FUND/K-12 INSTRUCTIO	366.48	0.00	366.48	
1000E5100	0519	0022	00022	00000	00000	GENERAL FUND/K-12 INSTRUCTIO	257.05	0.00	257.05	
1000E5100	0519	0031	00031	00000	00000	GENERAL FUND/K-12 INSTRUCTIO	409.31	0.00	409.31	
1000E5100	0519	0032	00032	00000	00000	GENERAL FUND/K-12 INSTRUCTIO	1,087.36	0.00	1,087.36	
1000E5100	0520	0012	00012	00000	00000	GENERAL FUND/K-12 INSTRUCTIO	862.96	0.00	862.96	
1000E5100	0520	0012	01002	00000	00000	GENERAL FUND/K-12 INSTRUCTIO	2,003.19	31.19	1,972.00	
1000E5100	0520	0012	01212	00000	00000	GENERAL FUND/K-12 INSTRUCTIO	40,493.16	0.00	40,493.16	
1000E5100	0520	0012	01002	00000	00000	GENERAL FUND/K-12 INSTRUCTIO	17,827.32	0.00	17,827.32	
1000E5100	0520	0013	01002	00000	00000	GENERAL FUND/K-12 INSTRUCTIO	74,887.39	0.00	74,887.39	
1000E5100	0520	0022	01002	00000	00000	GENERAL FUND/K-12 INSTRUCTIO	76,730.54	0.00	76,730.54	
1000E5100	0520	0031	01002	00000	00000	GENERAL FUND/K-12 INSTRUCTIO	80,547.26	0.00	80,547.26	
1000E5100	0520	0032	01002	00000	00000	GENERAL FUND/K-12 INSTRUCTIO	20,386.79	0.00	20,386.79	
1000E5100	0520	0091	01002	00000	00000	GENERAL FUND/K-12 INSTRUCTIO	4,863.54	0.00	4,863.54	
1000E5100	0530	0032	00032	00000	00000	GENERAL FUND/K-12 INSTRUCTIO	4,155.28	0.00	4,155.28	
1000E5100	0641	0032	01030	00000	00000	GENERAL FUND/K-12 INSTRUCTIO	10,762.05	0.00	10,762.05	
1000E5100	0641	0091	01028	00000	00000	GENERAL FUND/K-12 INSTRUCTIO	974.89	0.00	974.89	
1000E5100	0642	0012	00012	00000	00000	GENERAL FUND/K-12 INSTRUCTIO	9,422.31	0.00	9,422.31	
1000E5100	0642	0013	00013	00000	00000	GENERAL FUND/K-12 INSTRUCTIO	39.99	0.00	39.99	
1000E5100	0642	0013	01030	00000	00000	GENERAL FUND/K-12 INSTRUCTIO	2,337.98	0.00	2,337.98	
1000E5100	0642	0022	00022	00000	00000	GENERAL FUND/K-12 INSTRUCTIO	217.46	0.00	217.46	
1000E5100	0642	0032	00032	00000	00000	GENERAL FUND/K-12 INSTRUCTIO	8,858.67	0.00	8,858.67	

Fund/Func	Obj	Fac	Proj	Subpr	Prog	Fund/Function/Object/Project	Debits	Credits	Net DB-CR	Ending Bal
1000E5100	0642	0091	00091	00000	00000	GENERAL FUND/K-12 INSTRUCTIO	265.49	0.00	265.49	
1000E5100	0642	0091	01028	00000	00000	GENERAL FUND/K-12 INSTRUCTIO	3,026.58	0.00	3,026.58	
1000E5100	0644	0012	00012	00000	00000	GENERAL FUND/K-12 INSTRUCTIO	139.89	0.00	139.89	
1000E5100	0730	0011	01017	00000	00000	GENERAL FUND/K-12 INSTRUCTIO	1,200.00	0.00	1,200.00	
1000E5100	0730	0012	00012	00000	00000	GENERAL FUND/K-12 INSTRUCTIO	26.67	0.00	26.67	
1000E5100	0730	0012	01017	00000	00000	GENERAL FUND/K-12 INSTRUCTIO	1,200.00	0.00	1,200.00	
1000E5100	0730	0012	01212	00000	00000	GENERAL FUND/K-12 INSTRUCTIO	19,135.87	0.00	19,135.87	
1000E5100	0730	0013	01017	00000	00000	GENERAL FUND/K-12 INSTRUCTIO	1,200.00	0.00	1,200.00	
1000E5100	0730	0022	01017	00000	00000	GENERAL FUND/K-12 INSTRUCTIO	900.00	0.00	900.00	
1000E5100	0730	0031	01017	00000	00000	GENERAL FUND/K-12 INSTRUCTIO	1,200.00	0.00	1,200.00	
1000E5100	0730	0032	00032	00000	00000	GENERAL FUND/K-12 INSTRUCTIO	32.55	0.00	32.55	
1000E5100	0730	0032	01017	00000	00000	GENERAL FUND/K-12 INSTRUCTIO	1,200.00	0.00	1,200.00	
1000E5100	0730	0091	01017	00000	00000	GENERAL FUND/K-12 INSTRUCTIO	1,200.00	0.00	1,200.00	
1000E5100	0730	9001	01017	00000	00000	GENERAL FUND/K-12 INSTRUCTIO	1,200.00	0.00	1,200.00	
1000E5100	0750	0012	00000	00000	00000	GENERAL FUND/K-12 INSTRUCTIO	23,637.66	0.00	23,637.66	
1000E5100	0750	0013	00000	00000	00000	GENERAL FUND/K-12 INSTRUCTIO	14,274.32	0.00	14,274.32	
1000E5100	0750	0022	00000	00000	00000	GENERAL FUND/K-12 INSTRUCTIO	15,608.19	0.00	15,608.19	
1000E5100	0750	0031	00000	00000	00000	GENERAL FUND/K-12 INSTRUCTIO	21,813.41	0.00	21,813.41	
1000E5100	0750	0032	00000	00000	00000	GENERAL FUND/K-12 INSTRUCTIO	37,536.97	629.93	36,907.04	
1000E5100	0750	0091	00000	00000	00000	GENERAL FUND/K-12 INSTRUCTIO	19,351.83	0.00	19,351.83	
1000E5200	0120	0012	00000	00000	00000	GENERAL FUND/EXCEPTIONAL STU	100,444.13	0.00	100,444.13	
1000E5200	0120	0013	00000	00000	00000	GENERAL FUND/EXCEPTIONAL STU	42,805.76	0.00	42,805.76	
1000E5200	0120	0022	00000	00000	00000	GENERAL FUND/EXCEPTIONAL STU	66,594.75	0.00	66,594.75	
1000E5200	0120	0031	00000	00000	00000	GENERAL FUND/EXCEPTIONAL STU	51,503.92	1,160.66	50,343.26	
1000E5200	0120	0031	01180	00000	00000	GENERAL FUND/EXCEPTIONAL STU	14,623.12	0.00	14,623.12	
1000E5200	0120	0032	00000	00000	00000	GENERAL FUND/EXCEPTIONAL STU	107,318.70	0.00	107,318.70	
1000E5200	0120	0091	00000	00000	00000	GENERAL FUND/EXCEPTIONAL STU	50,917.28	219.68	50,697.60	
1000E5200	0140	0012	00000	00000	00000	GENERAL FUND/EXCEPTIONAL STU	5,544.20	0.00	5,544.20	
1000E5200	0150	0012	00000	00000	00000	GENERAL FUND/EXCEPTIONAL STU	68,498.73	1,362.89	67,135.84	
1000E5200	0150	0013	00000	00000	00000	GENERAL FUND/EXCEPTIONAL STU	26,459.78	3,907.17	22,552.61	
1000E5200	0150	0022	00000	00000	00000	GENERAL FUND/EXCEPTIONAL STU	31,571.42	0.00	31,571.42	
1000E5200	0150	0022	01602	00000	00000	GENERAL FUND/EXCEPTIONAL STU	17,128.33	0.00	17,128.33	
1000E5200	0150	0031	00000	00000	00000	GENERAL FUND/EXCEPTIONAL STU	27,911.01	0.00	27,911.01	
1000E5200	0150	0032	00000	00000	00000	GENERAL FUND/EXCEPTIONAL STU	56,334.82	0.00	56,334.82	
1000E5200	0150	0032	01303	00000	00000	GENERAL FUND/EXCEPTIONAL STU	133.05	0.00	133.05	
1000E5200	0150	0091	00000	00000	00000	GENERAL FUND/EXCEPTIONAL STU	15,372.12	0.00	15,372.12	
1000E5200	0210	0012	00000	00000	00000	GENERAL FUND/EXCEPTIONAL STU	18,137.63	147.45	17,990.18	
1000E5200	0210	0013	00000	00000	00000	GENERAL FUND/EXCEPTIONAL STU	7,572.19	422.78	7,149.41	
1000E5200	0210	0022	00000	00000	00000	GENERAL FUND/EXCEPTIONAL STU	11,823.22	0.00	11,823.22	
1000E5200	0210	0022	01602	00000	00000	GENERAL FUND/EXCEPTIONAL STU	1,853.16	0.00	1,853.16	

<u>Fund/Func</u>	<u>Obj</u>	<u>Fac</u>	<u>Proj</u>	<u>Subpr</u>	<u>Prog</u>	<u>Fund/Function/Object/Project</u>	<u>Debits</u>	<u>Credits</u>	<u>Net DB-CR</u>	<u>Ending Bal</u>
1000E5200	0210	0031	00000	00000	00000	GENERAL FUND/EXCEPTIONAL STU	8,549.30	125.58	8,423.72	
1000E5200	0210	0031	01180	00000	00000	GENERAL FUND/EXCEPTIONAL STU	1,582.24	0.00	1,582.24	
1000E5200	0210	0032	00000	00000	00000	GENERAL FUND/EXCEPTIONAL STU	18,334.11	0.00	18,334.11	
1000E5200	0210	0032	01303	00000	00000	GENERAL FUND/EXCEPTIONAL STU	14.40	0.00	14.40	
1000E5200	0210	0091	00000	00000	00000	GENERAL FUND/EXCEPTIONAL STU	8,170.62	12.85	8,157.77	
1000E5200	0220	0012	00000	00000	00000	GENERAL FUND/EXCEPTIONAL STU	13,455.27	96.62	13,358.65	
1000E5200	0220	0013	00000	00000	00000	GENERAL FUND/EXCEPTIONAL STU	5,436.84	240.92	5,195.92	
1000E5200	0220	0022	00000	00000	00000	GENERAL FUND/EXCEPTIONAL STU	7,291.67	0.00	7,291.67	
1000E5200	0220	0022	01602	00000	00000	GENERAL FUND/EXCEPTIONAL STU	1,495.63	0.00	1,495.63	
1000E5200	0220	0031	00000	00000	00000	GENERAL FUND/EXCEPTIONAL STU	5,923.92	83.90	5,840.02	
1000E5200	0220	0031	01180	00000	00000	GENERAL FUND/EXCEPTIONAL STU	945.95	0.00	945.95	
1000E5200	0220	0032	00000	00000	00000	GENERAL FUND/EXCEPTIONAL STU	11,905.46	0.00	11,905.46	
1000E5200	0220	0032	01303	00000	00000	GENERAL FUND/EXCEPTIONAL STU	9.79	0.00	9.79	
1000E5200	0220	0091	00000	00000	00000	GENERAL FUND/EXCEPTIONAL STU	4,860.51	15.61	4,844.90	
1000E5200	0230	0012	00000	00000	00000	GENERAL FUND/EXCEPTIONAL STU	16,315.47	805.81	15,509.66	
1000E5200	0230	0013	00000	00000	00000	GENERAL FUND/EXCEPTIONAL STU	8,070.64	0.00	8,070.64	
1000E5200	0230	0022	00000	00000	00000	GENERAL FUND/EXCEPTIONAL STU	11,086.78	0.00	11,086.78	
1000E5200	0230	0022	01602	00000	00000	GENERAL FUND/EXCEPTIONAL STU	1,821.81	73.85	1,747.96	
1000E5200	0230	0031	00000	00000	00000	GENERAL FUND/EXCEPTIONAL STU	4,363.17	0.00	4,363.17	
1000E5200	0230	0031	01180	00000	00000	GENERAL FUND/EXCEPTIONAL STU	2,422.56	0.00	2,422.56	
1000E5200	0230	0032	00000	00000	00000	GENERAL FUND/EXCEPTIONAL STU	16,502.71	956.37	15,546.34	
1000E5200	0230	0091	00000	00000	00000	GENERAL FUND/EXCEPTIONAL STU	10,037.79	0.00	10,037.79	
1000E5200	0310	0012	01006	00000	00000	GENERAL FUND/EXCEPTIONAL STU	8,441.38	0.00	8,441.38	
1000E5200	0310	0013	01006	00000	00000	GENERAL FUND/EXCEPTIONAL STU	40,851.09	0.00	40,851.09	
1000E5200	0310	0022	01006	00000	00000	GENERAL FUND/EXCEPTIONAL STU	22,809.83	0.00	22,809.83	
1000E5200	0310	0031	01006	00000	00000	GENERAL FUND/EXCEPTIONAL STU	7,658.62	0.00	7,658.62	
1000E5200	0310	0032	01006	00000	00000	GENERAL FUND/EXCEPTIONAL STU	24,841.55	0.00	24,841.55	
1000E5200	0310	0091	01006	00000	00000	GENERAL FUND/EXCEPTIONAL STU	38,696.63	0.00	38,696.63	
1000E5200	0330	9006	01026	00000	00000	GENERAL FUND/EXCEPTIONAL STU	6,802.42	0.00	6,802.42	
1000E5200	0510	0012	00012	00000	00000	GENERAL FUND/EXCEPTIONAL STU	270.00	0.00	270.00	
1000E5200	0510	0012	01140	00000	00000	GENERAL FUND/EXCEPTIONAL STU	1,131.17	0.00	1,131.17	
1000E5200	0510	0012	01140	00000	00000	GENERAL FUND/EXCEPTIONAL STU	2,081.45	0.00	2,081.45	
1000E5200	0510	0013	01140	00000	00000	GENERAL FUND/EXCEPTIONAL STU	594.70	0.00	594.70	
1000E5200	0510	0022	00022	00000	00000	GENERAL FUND/EXCEPTIONAL STU	434.32	0.00	434.32	
1000E5200	0510	0022	01140	00000	00000	GENERAL FUND/EXCEPTIONAL STU	1,486.75	0.00	1,486.75	
1000E5200	0510	0031	00031	00000	00000	GENERAL FUND/EXCEPTIONAL STU	179.92	0.00	179.92	
1000E5200	0510	0031	01140	00000	00000	GENERAL FUND/EXCEPTIONAL STU	1,486.75	0.00	1,486.75	
1000E5200	0510	0032	00032	00000	00000	GENERAL FUND/EXCEPTIONAL STU	234.82	0.00	234.82	
1000E5200	0510	0032	01140	00000	00000	GENERAL FUND/EXCEPTIONAL STU	1,784.10	0.00	1,784.10	
1000E5200	0510	0091	01140	00000	00000	GENERAL FUND/EXCEPTIONAL STU	892.05	0.00	892.05	

<u>Func/Func</u>	<u>Obj</u>	<u>Pac</u>	<u>Proj</u>	<u>Subpr</u>	<u>Prog</u>	<u>Fund/Function/Obj/Project</u>	<u>Debits</u>	<u>Credits</u>	<u>Net DB-CR</u>	<u>Ending Bal</u>
1000E5200	0519	0012	00012	00000	00000	GENERAL FUND/EXCEPTIONAL STU	613.46	0.00	613.46	
1000E5200	0519	0091	00091	00000	00000	GENERAL FUND/EXCEPTIONAL STU	51.12	0.00	51.12	
1000E5200	0642	0012	00012	00000	00000	GENERAL FUND/EXCEPTIONAL STU	41.55	0.00	41.55	
1000E5200	0644	0012	00012	00000	00000	GENERAL FUND/EXCEPTIONAL STU	132.42	0.00	132.42	
1000E5200	0644	0091	00091	00000	00000	GENERAL FUND/EXCEPTIONAL STU	149.00	0.00	149.00	
1000E5200	0649	0032	00032	00000	00000	GENERAL FUND/EXCEPTIONAL STU	199.99	0.00	199.99	
1000E5200	0750	0012	00000	00000	00000	GENERAL FUND/EXCEPTIONAL STU	9,262.71	0.00	9,262.71	
1000E5200	0750	0013	00000	00000	00000	GENERAL FUND/EXCEPTIONAL STU	6,855.13	0.00	6,855.13	
1000E5200	0750	0022	00000	00000	00000	GENERAL FUND/EXCEPTIONAL STU	3,384.25	0.00	3,384.25	
1000E5200	0750	0022	01602	00000	00000	GENERAL FUND/EXCEPTIONAL STU	3,775.65	0.00	3,775.65	
1000E5200	0750	0032	00000	00000	00000	GENERAL FUND/EXCEPTIONAL STU	1,270.05	0.00	1,270.05	
1000E5200	0750	0091	00000	00000	00000	GENERAL FUND/EXCEPTIONAL STU	1,864.74	0.00	1,864.74	
1000E5300	0120	0012	00000	00000	00000	GENERAL FUND/CAREER EDUCATIO	258,707.99	321.45	258,386.54	
1000E5300	0120	0012	01191	00000	00000	GENERAL FUND/CAREER EDUCATIO	173.35	0.00	173.35	
1000E5300	0120	0012	01830	00000	00000	GENERAL FUND/CAREER EDUCATIO	928.94	0.00	928.94	
1000E5300	0120	0032	00000	00000	00000	GENERAL FUND/CAREER EDUCATIO	39,364.96	0.00	39,364.96	
1000E5300	0140	0012	00000	00000	00000	GENERAL FUND/CAREER EDUCATIO	11,793.85	0.00	11,793.85	
1000E5300	0210	0012	00000	00000	00000	GENERAL FUND/CAREER EDUCATIO	27,464.48	34.79	27,429.69	
1000E5300	0210	0012	01191	00000	00000	GENERAL FUND/CAREER EDUCATIO	18.76	0.00	18.76	
1000E5300	0210	0032	00000	00000	00000	GENERAL FUND/CAREER EDUCATIO	4,237.68	0.00	4,237.68	
1000E5300	0220	0012	00000	00000	00000	GENERAL FUND/CAREER EDUCATIO	20,567.12	24.59	20,542.53	
1000E5300	0220	0012	01191	00000	00000	GENERAL FUND/CAREER EDUCATIO	13.26	0.00	13.26	
1000E5300	0220	0012	01830	00000	00000	GENERAL FUND/CAREER EDUCATIO	71.05	0.00	71.05	
1000E5300	0220	0032	00000	00000	00000	GENERAL FUND/CAREER EDUCATIO	3,062.91	0.00	3,062.91	
1000E5300	0230	0012	00000	00000	00000	GENERAL FUND/CAREER EDUCATIO	19,900.98	267.76	19,633.22	
1000E5300	0230	0032	00000	00000	00000	GENERAL FUND/CAREER EDUCATIO	211.61	0.00	211.61	
1000E5300	0330	0012	01050	00000	00000	GENERAL FUND/CAREER EDUCATIO	32.75	0.00	32.75	
1000E5300	0369	0012	01830	00000	00000	GENERAL FUND/CAREER EDUCATIO	32,638.00	9,480.00	23,158.00	
1000E5300	0390	0012	01830	00000	00000	GENERAL FUND/CAREER EDUCATIO	3,188.62	0.00	3,188.62	
1000E5300	0420	0012	01830	00000	00000	GENERAL FUND/CAREER EDUCATIO	121.45	0.00	121.45	
1000E5300	0510	0012	00012	00000	00000	GENERAL FUND/CAREER EDUCATIO	2,186.25	0.00	2,186.25	
1000E5300	0510	0012	01140	00000	00000	GENERAL FUND/CAREER EDUCATIO	4,906.52	0.00	4,906.52	
1000E5300	0510	0032	01140	00000	00000	GENERAL FUND/CAREER EDUCATIO	6,054.20	0.00	6,054.20	
1000E5300	0519	0012	00012	00000	00000	GENERAL FUND/CAREER EDUCATIO	892.05	0.00	892.05	
1000E5300	0519	0012	01830	00000	00000	GENERAL FUND/CAREER EDUCATIO	661.54	0.00	661.54	
1000E5300	0520	0012	01830	00000	00000	GENERAL FUND/CAREER EDUCATIO	2,340.08	0.00	2,340.08	
1000E5300	0641	0012	01830	00000	00000	GENERAL FUND/CAREER EDUCATIO	6,205.14	0.00	6,205.14	
1000E5300	0642	0012	00012	00000	00000	GENERAL FUND/CAREER EDUCATIO	3,870.49	1,261.30	2,609.19	
1000E5300	0642	0012	01830	00000	00000	GENERAL FUND/CAREER EDUCATIO	658.69	0.00	658.69	
1000E5300	0642	0012	01830	00000	00000	GENERAL FUND/CAREER EDUCATIO	3,205.68	809.42	2,396.26	

<u>Fund/Func</u>	<u>Obj</u>	<u>Fac</u>	<u>Proj</u>	<u>Subpr</u>	<u>Prog</u>	<u>Fund/Function/Object/Project</u>	<u>Debits</u>	<u>Credits</u>	<u>Net DB-CR</u>	<u>Ending Bal</u>
1000E5300	0643	0012	01830	00000	00000	GENERAL FUND/CAREER EDUCATIO	806.00	0.00	806.00	
1000E5300	0644	0012	01830	00000	00000	GENERAL FUND/CAREER EDUCATIO	1,377.60	0.00	1,377.60	
1000E5300	0649	0012	01830	00000	00000	GENERAL FUND/CAREER EDUCATIO	1,937.54	0.00	1,937.54	
1000E5300	0730	0012	01830	00000	00000	GENERAL FUND/CAREER EDUCATIO	75.00	0.00	75.00	
1000E5300	0750	0012	00000	00000	00000	GENERAL FUND/CAREER EDUCATIO	11,437.02	0.00	11,437.02	
1000E5300	0750	0012	01050	00000	00000	GENERAL FUND/CAREER EDUCATIO	6,875.77	0.00	6,875.77	
1000E5300	0750	0013	01050	00000	00000	GENERAL FUND/CAREER EDUCATIO	3,354.84	0.00	3,354.84	
1000E5300	0750	0022	01050	00000	00000	GENERAL FUND/CAREER EDUCATIO	2,534.35	0.00	2,534.35	
1000E5300	0750	0031	01050	00000	00000	GENERAL FUND/CAREER EDUCATIO	5,658.57	0.00	5,658.57	
1000E5300	0750	0032	00000	00000	00000	GENERAL FUND/CAREER EDUCATIO	689.32	0.00	689.32	
1000E5300	0750	0032	01050	00000	00000	GENERAL FUND/CAREER EDUCATIO	4,190.81	0.00	4,190.81	
1000E5300	0750	0091	01050	00000	00000	GENERAL FUND/CAREER EDUCATIO	2,322.19	0.00	2,322.19	
1000E5300	0750	9002	01050	00000	00000	GENERAL FUND/CAREER EDUCATIO	1,604.80	0.00	1,604.80	
1000E5400	0120	0011	01111	00000	00400	GENERAL FUND/ADULT GENERAL/C	5,147.20	0.00	5,147.20	
1000E5400	0120	0011	01835	00000	00000	GENERAL FUND/ADULT GENERAL/C	1,922.87	0.00	1,922.87	
1000E5400	0150	0011	01111	00000	00000	GENERAL FUND/ADULT GENERAL/A	734.28	0.00	734.28	
1000E5400	0150	0011	01115	00000	00400	GENERAL FUND/ADULT GENERAL/A	430.95	0.00	430.95	
1000E5400	0160	9001	01111	00000	00000	GENERAL FUND/ADULT GENERAL/O	16,635.40	0.00	16,635.40	
1000E5400	0210	0011	01111	00000	00000	GENERAL FUND/ADULT GENERAL/R	79.37	0.00	79.37	
1000E5400	0210	0011	01115	00000	00400	GENERAL FUND/ADULT GENERAL/R	556.93	0.00	556.93	
1000E5400	0210	0011	01835	00000	00000	GENERAL FUND/ADULT GENERAL/R	46.63	0.00	46.63	
1000E5400	0210	9001	01111	00000	00000	GENERAL FUND/ADULT GENERAL/R	208.06	0.00	208.06	
1000E5400	0220	0011	01111	00000	00000	GENERAL FUND/ADULT GENERAL/S	1,799.95	0.00	1,799.95	
1000E5400	0220	0011	01111	00000	00400	GENERAL FUND/ADULT GENERAL/S	53.24	0.00	53.24	
1000E5400	0220	0011	01115	00000	00400	GENERAL FUND/ADULT GENERAL/S	393.80	0.00	393.80	
1000E5400	0220	0011	01835	00000	00000	GENERAL FUND/ADULT GENERAL/S	31.85	0.00	31.85	
1000E5400	0220	9001	01111	00000	00000	GENERAL FUND/ADULT GENERAL/S	142.51	0.00	142.51	
1000E5400	0230	9001	01111	00000	00000	GENERAL FUND/ADULT GENERAL/G	1,230.94	0.00	1,230.94	
1000E5400	0230	0011	01111	00000	00000	GENERAL FUND/ADULT GENERAL/G	96.32	0.00	96.32	
1000E5400	0369	0011	01113	00000	00400	GENERAL FUND/ADULT GENERAL/T	2,204.08	0.00	2,204.08	
1000E5400	0379	0011	01115	00000	00000	GENERAL FUND/ADULT GENERAL/T	2,300.00	0.00	2,300.00	
1000E5400	0390	0011	01831	00000	00000	GENERAL FUND/ADULT GENERAL/O	2,487.50	0.00	2,487.50	
1000E5400	0390	0011	01835	00000	00000	GENERAL FUND/ADULT GENERAL/O	53.55	0.00	53.55	
1000E5400	0510	0011	01111	00000	00400	GENERAL FUND/ADULT GENERAL/S	1,186.05	0.00	1,186.05	
1000E5400	0510	0011	01113	00000	00400	GENERAL FUND/ADULT GENERAL/S	77.00	0.00	77.00	
1000E5400	0520	0011	01831	00000	00000	GENERAL FUND/ADULT GENERAL/T	275.00	0.00	275.00	
1000E5400	0642	0011	01113	00000	00400	GENERAL FUND/ADULT GENERAL/N	628.49	0.00	628.49	
1000E5400	0730	0011	01113	00000	00400	GENERAL FUND/ADULT GENERAL/D	786.00	138.60	647.40	
							90.47	0.00	90.47	
							1,139.00	0.00	1,139.00	

<u>Fund/Func</u>	<u>Obj</u>	<u>Fac</u>	<u>Proj</u>	<u>Subpr</u>	<u>Prog</u>	<u>Fund/Function/Object/Project</u>	<u>Debits</u>	<u>Credits</u>	<u>Net DB-CR</u>	<u>Ending Bal</u>
1000E5500	0120	0022	00000	00000	00000	GENERAL FUND/OTHER INSTRUCTI	125.00	0.00	125.00	
1000E5500	0120	0022	01601	00000	00000	GENERAL FUND/OTHER INSTRUCTI	5,206.58	0.00	5,206.58	
1000E5500	0150	0022	00000	00000	00000	GENERAL FUND/OTHER INSTRUCTI	300.00	0.00	300.00	
1000E5500	0150	0022	01170	00000	00000	GENERAL FUND/OTHER INSTRUCTI	3,617.20	0.00	3,617.20	
1000E5500	0150	0022	01414	00000	00000	GENERAL FUND/OTHER INSTRUCTI	55,067.60	0.00	55,067.60	
1000E5500	0150	0022	01600	00000	00000	GENERAL FUND/OTHER INSTRUCTI	71,414.52	415.13	70,999.39	
1000E5500	0210	0022	00000	00000	00000	GENERAL FUND/OTHER INSTRUCTI	5.41	0.00	5.41	
1000E5500	0210	0022	01170	00000	00000	GENERAL FUND/OTHER INSTRUCTI	391.37	0.00	391.37	
1000E5500	0210	0022	01414	00000	00000	GENERAL FUND/OTHER INSTRUCTI	6,001.31	0.00	6,001.31	
1000E5500	0210	0022	01600	00000	00000	GENERAL FUND/OTHER INSTRUCTI	7,769.98	44.92	7,725.06	
1000E5500	0210	0022	01601	00000	00000	GENERAL FUND/OTHER INSTRUCTI	629.09	0.00	629.09	
1000E5500	0220	0022	00000	00000	00000	GENERAL FUND/OTHER INSTRUCTI	31.56	0.00	31.56	
1000E5500	0220	0022	01170	00000	00000	GENERAL FUND/OTHER INSTRUCTI	276.71	0.00	276.71	
1000E5500	0220	0022	01414	00000	00000	GENERAL FUND/OTHER INSTRUCTI	4,287.25	0.00	4,287.25	
1000E5500	0220	0022	01600	00000	00000	GENERAL FUND/OTHER INSTRUCTI	5,491.62	29.59	5,462.03	
1000E5500	0220	0022	01601	00000	00000	GENERAL FUND/OTHER INSTRUCTI	398.30	0.00	398.30	
1000E5500	0220	0022	01602	00000	00000	GENERAL FUND/OTHER INSTRUCTI	33.80	0.00	33.80	
1000E5500	0230	0022	01414	00000	00000	GENERAL FUND/OTHER INSTRUCTI	7,622.32	590.88	7,031.44	
1000E5500	0230	0022	01600	00000	00000	GENERAL FUND/OTHER INSTRUCTI	8,216.79	590.88	7,625.91	
1000E5500	0290	0022	02100	00000	00000	GENERAL FUND/OTHER INSTRUCTI	19,995.28	0.00	19,995.28	
1000E5500	0510	0022	01414	00000	00000	GENERAL FUND/OTHER INSTRUCTI	5,745.91	0.00	5,745.91	
1000E5500	0519	0022	01414	00000	00000	GENERAL FUND/OTHER INSTRUCTI	421.15	0.00	421.15	
1000E5500	0642	0022	01414	00000	00000	GENERAL FUND/OTHER INSTRUCTI	217.44	0.00	217.44	
1000E5500	0648	0022	01170	00000	00000	GENERAL FUND/OTHER INSTRUCTI	9,364.58	0.00	9,364.58	
1000E5500	0649	0022	01170	00000	00000	GENERAL FUND/OTHER INSTRUCTI	4,475.42	0.00	4,475.42	
1000E5500	0730	0022	01414	00000	00000	GENERAL FUND/OTHER INSTRUCTI	27.36	0.00	27.36	
1000E5500	0750	0022	01414	00000	00000	GENERAL FUND/OTHER INSTRUCTI	5,683.70	0.00	5,683.70	
1000E5500	0750	0022	01600	00000	00000	GENERAL FUND/OTHER INSTRUCTI	5,819.28	0.00	5,819.28	
1000E5500	0750	0022	01602	00000	00000	GENERAL FUND/OTHER INSTRUCTI	442.00	0.00	442.00	
1000E6100	0160	0012	00000	00000	00000	GENERAL FUND/PUPIL PERSONNEL	16,335.30	0.00	16,335.30	
1000E6100	0160	0006	01146	00000	00000	GENERAL FUND/PUPIL PERSONNEL	10,687.23	0.00	10,687.23	
1000E6100	0210	0012	00000	00000	00000	GENERAL FUND/PUPIL PERSONNEL	1,767.50	0.00	1,767.50	
1000E6100	0210	0012	00000	00000	00000	GENERAL FUND/PUPIL PERSONNEL	1,156.34	0.00	1,156.34	
1000E6100	0220	0032	00000	00000	00000	GENERAL FUND/PUPIL PERSONNEL	1,249.71	0.00	1,249.71	
1000E6100	0220	0032	00000	00000	00000	GENERAL FUND/PUPIL PERSONNEL	23.27	0.00	23.27	
1000E6100	0230	0012	00000	00000	00000	GENERAL FUND/PUPIL PERSONNEL	815.38	0.00	815.38	
1000E6100	0230	0006	01146	00000	00000	GENERAL FUND/PUPIL PERSONNEL	11.55	0.00	11.55	
1000E6100	0230	0006	01146	00000	00000	GENERAL FUND/PUPIL PERSONNEL	11.55	0.00	11.55	
1000E6100	0750	0032	00000	00000	00000	GENERAL FUND/PUPIL PERSONNEL	304.12	0.00	304.12	
1000E6110	0130	9006	01046	00000	00000	GENERAL FUND/ATTENDANCE & SO	18,354.78	0.00	18,354.78	

<u>Fund/Func</u>	<u>Obj</u>	<u>Fac</u>	<u>Proj</u>	<u>Subpr</u>	<u>Prog</u>	<u>Fund/Function/Object/Project</u>	<u>Debits</u>	<u>Credits</u>	<u>Net DB-CR</u>	<u>Ending Bal</u>
1000E6110	0150	9006	01046	00000	00000	GENERAL FUND/ATTENDANCE & SO	13,294.84	0.00	13,294.84	
1000E6110	0210	9006	01046	00000	00000	GENERAL FUND/ATTENDANCE & SO	3,411.07	0.00	3,411.07	
1000E6110	0220	9006	01046	00000	00000	GENERAL FUND/ATTENDANCE & SO	2,163.29	0.00	2,163.29	
1000E6110	0230	9006	01046	00000	00000	GENERAL FUND/ATTENDANCE & SO	4,407.13	0.00	4,407.13	
1000E6120	0130	0012	00000	00000	00000	GENERAL FUND/GUIDANCE SERVIC	87,531.60	0.00	87,531.60	
1000E6120	0130	0012	01008	00000	00000	GENERAL FUND/GUIDANCE SERVIC	8,075.62	0.00	8,075.62	
1000E6120	0130	0013	00000	00000	00000	GENERAL FUND/GUIDANCE SERVIC	18,026.16	0.00	18,026.16	
1000E6120	0130	0022	00000	00000	00000	GENERAL FUND/GUIDANCE SERVIC	14,056.58	0.00	14,056.58	
1000E6120	0130	0031	00000	00000	00000	GENERAL FUND/GUIDANCE SERVIC	14,251.12	0.00	14,251.12	
1000E6120	0130	0032	00000	00000	00000	GENERAL FUND/GUIDANCE SERVIC	55,179.88	0.00	55,179.88	
1000E6120	0130	0091	00000	00000	00000	GENERAL FUND/GUIDANCE SERVIC	21,226.24	0.00	21,226.24	
1000E6120	0150	0013	00000	00000	00000	GENERAL FUND/GUIDANCE SERVIC	5,318.10	0.00	5,318.10	
1000E6120	0150	0022	00000	00000	00000	GENERAL FUND/GUIDANCE SERVIC	10,636.02	0.00	10,636.02	
1000E6120	0150	0031	00000	00000	00000	GENERAL FUND/GUIDANCE SERVIC	10,650.95	0.00	10,650.95	
1000E6120	0150	0032	00000	00000	00000	GENERAL FUND/GUIDANCE SERVIC	11,944.77	0.00	11,944.77	
1000E6120	0150	0091	00000	00000	00000	GENERAL FUND/GUIDANCE SERVIC	6,333.03	0.00	6,333.03	
1000E6120	0160	0012	00000	00000	00000	GENERAL FUND/GUIDANCE SERVIC	13,306.40	114.68	13,191.72	
1000E6120	0210	0012	00000	00000	00000	GENERAL FUND/GUIDANCE SERVIC	10,124.56	12.41	10,112.15	
1000E6120	0210	0012	01008	00000	00000	GENERAL FUND/GUIDANCE SERVIC	738.93	0.00	738.93	
1000E6120	0210	0013	00000	00000	00000	GENERAL FUND/GUIDANCE SERVIC	2,904.13	0.00	2,904.13	
1000E6120	0210	0022	00000	00000	00000	GENERAL FUND/GUIDANCE SERVIC	3,471.60	0.00	3,471.60	
1000E6120	0210	0031	00000	00000	00000	GENERAL FUND/GUIDANCE SERVIC	2,680.95	0.00	2,680.95	
1000E6120	0210	0032	00000	00000	00000	GENERAL FUND/GUIDANCE SERVIC	8,008.09	0.00	8,008.09	
1000E6120	0210	0091	00000	00000	00000	GENERAL FUND/GUIDANCE SERVIC	3,436.49	0.00	3,436.49	
1000E6120	0220	0012	00000	00000	00000	GENERAL FUND/GUIDANCE SERVIC	7,444.18	8.44	7,435.74	
1000E6120	0220	0012	01008	00000	00000	GENERAL FUND/GUIDANCE SERVIC	617.77	0.00	617.77	
1000E6120	0220	0013	00000	00000	00000	GENERAL FUND/GUIDANCE SERVIC	1,739.16	0.00	1,739.16	
1000E6120	0220	0022	00000	00000	00000	GENERAL FUND/GUIDANCE SERVIC	1,690.67	0.00	1,690.67	
1000E6120	0220	0031	00000	00000	00000	GENERAL FUND/GUIDANCE SERVIC	1,727.86	0.00	1,727.86	
1000E6120	0220	0032	00000	00000	00000	GENERAL FUND/GUIDANCE SERVIC	4,969.78	0.00	4,969.78	
1000E6120	0220	0091	00000	00000	00000	GENERAL FUND/GUIDANCE SERVIC	1,927.66	0.00	1,927.66	
1000E6120	0230	0012	00000	00000	00000	GENERAL FUND/GUIDANCE SERVIC	4,716.50	0.00	4,716.50	
1000E6120	0230	0013	00000	00000	00000	GENERAL FUND/GUIDANCE SERVIC	679.49	0.00	679.49	
1000E6120	0230	0022	00000	00000	00000	GENERAL FUND/GUIDANCE SERVIC	2,745.61	0.00	2,745.61	
1000E6120	0230	0031	00000	00000	00000	GENERAL FUND/GUIDANCE SERVIC	5,598.88	1,203.30	4,395.58	
1000E6120	0230	0032	00000	00000	00000	GENERAL FUND/GUIDANCE SERVIC	5,706.71	535.02	5,171.69	
1000E6120	0230	0091	00000	00000	00000	GENERAL FUND/GUIDANCE SERVIC	3,162.18	0.00	3,162.18	
1000E6120	0290	0013	02100	00000	00000	GENERAL FUND/GUIDANCE SERVIC	2,427.84	0.00	2,427.84	
1000E6120	0290	0032	02100	00000	00000	GENERAL FUND/GUIDANCE SERVIC	2,630.70	0.00	2,630.70	
1000E6120	0370	0031	00031	00000	00000	GENERAL FUND/GUIDANCE SERVIC	110.00	0.00	110.00	

<u>Fund/Func</u>	<u>Obj</u>	<u>Pac</u>	<u>Proj</u>	<u>Subpr</u>	<u>Prog</u>	<u>Fund/Function/Object/Project</u>	<u>Debits</u>	<u>Credits</u>	<u>Net DB-CR</u>	<u>Ending Bal</u>
1000E6120	0510	0012	00012	00000	00000	GENERAL FUND/GUIDANCE SERVIC	547.60	5.53	542.07	
1000E6120	0510	0012	01140	00000	00000	GENERAL FUND/GUIDANCE SERVIC	1,486.75	0.00	1,486.75	
1000E6120	0510	0013	00013	00000	00000	GENERAL FUND/GUIDANCE SERVIC	273.52	0.00	273.52	
1000E6120	0510	0013	01038	00000	00000	GENERAL FUND/GUIDANCE SERVIC	225.13	0.00	225.13	
1000E6120	0510	0013	01140	00000	00000	GENERAL FUND/GUIDANCE SERVIC	297.35	0.00	297.35	
1000E6120	0510	0022	00022	00000	00000	GENERAL FUND/GUIDANCE SERVIC	276.90	0.00	276.90	
1000E6120	0510	0031	00031	00000	00000	GENERAL FUND/GUIDANCE SERVIC	60.81	0.00	60.81	
1000E6120	0510	0031	01140	00000	00000	GENERAL FUND/GUIDANCE SERVIC	297.35	0.00	297.35	
1000E6120	0510	0032	00032	00000	00000	GENERAL FUND/GUIDANCE SERVIC	303.37	0.00	303.37	
1000E6120	0510	0032	01038	00000	00000	GENERAL FUND/GUIDANCE SERVIC	174.37	0.00	174.37	
1000E6120	0510	0032	01140	00000	00000	GENERAL FUND/GUIDANCE SERVIC	892.05	0.00	892.05	
1000E6120	0510	0091	00091	00000	00000	GENERAL FUND/GUIDANCE SERVIC	49.21	0.00	49.21	
1000E6120	0510	0091	01140	00000	00000	GENERAL FUND/GUIDANCE SERVIC	297.35	0.00	297.35	
1000E6120	0519	0012	00012	00000	00000	GENERAL FUND/GUIDANCE SERVIC	674.49	10.34	664.15	
1000E6120	0519	0013	00013	00000	00000	GENERAL FUND/GUIDANCE SERVIC	92.98	0.00	92.98	
1000E6120	0519	0013	01038	00000	00000	GENERAL FUND/GUIDANCE SERVIC	178.53	0.00	178.53	
1000E6120	0519	0022	00022	00000	00000	GENERAL FUND/GUIDANCE SERVIC	89.01	0.00	89.01	
1000E6120	0519	0032	00032	00000	00000	GENERAL FUND/GUIDANCE SERVIC	230.81	0.00	230.81	
1000E6120	0519	0032	01038	00000	00000	GENERAL FUND/GUIDANCE SERVIC	298.07	0.00	298.07	
1000E6120	0642	0012	00012	00000	00000	GENERAL FUND/GUIDANCE SERVIC	72.59	0.00	72.59	
1000E6120	0644	0012	00012	00000	00000	GENERAL FUND/GUIDANCE SERVIC	224.29	0.00	224.29	
1000E6130	0160	0012	00000	00000	00000	GENERAL FUND/HEALTH SERVICES	15,238.48	0.00	15,238.48	
1000E6130	0160	0013	00000	00000	00000	GENERAL FUND/HEALTH SERVICES	12,963.12	0.00	12,963.12	
1000E6130	0160	0022	00000	00000	00000	GENERAL FUND/HEALTH SERVICES	13,900.00	0.00	13,900.00	
1000E6130	0160	0031	00000	00000	00000	GENERAL FUND/HEALTH SERVICES	13,240.00	0.00	13,240.00	
1000E6130	0160	0032	00000	00000	00000	GENERAL FUND/HEALTH SERVICES	16,053.92	0.00	16,053.92	
1000E6130	0160	0091	00000	00000	00000	GENERAL FUND/HEALTH SERVICES	19,923.12	0.00	19,923.12	
1000E6130	0160	0091	00000	00000	00000	GENERAL FUND/HEALTH SERVICES	39,618.02	0.00	39,618.02	
1000E6130	0210	0012	00000	00000	00000	GENERAL FUND/HEALTH SERVICES	1,648.80	0.00	1,648.80	
1000E6130	0210	0013	00000	00000	00000	GENERAL FUND/HEALTH SERVICES	1,402.64	0.00	1,402.64	
1000E6130	0210	0022	00000	00000	00000	GENERAL FUND/HEALTH SERVICES	1,482.32	0.00	1,482.32	
1000E6130	0210	0031	00000	00000	00000	GENERAL FUND/HEALTH SERVICES	1,410.96	0.00	1,410.96	
1000E6130	0210	0032	00000	00000	00000	GENERAL FUND/HEALTH SERVICES	1,715.37	0.00	1,715.37	
1000E6130	0210	0091	00000	00000	00000	GENERAL FUND/HEALTH SERVICES	2,134.08	0.00	2,134.08	
1000E6130	0210	9005	00000	00000	00000	GENERAL FUND/HEALTH SERVICES	4,264.96	0.00	4,264.96	
1000E6130	0220	0012	00000	00000	00000	GENERAL FUND/HEALTH SERVICES	1,190.75	0.00	1,190.75	
1000E6130	0220	0013	00000	00000	00000	GENERAL FUND/HEALTH SERVICES	997.53	0.00	997.53	
1000E6130	0220	0022	00000	00000	00000	GENERAL FUND/HEALTH SERVICES	1,068.23	0.00	1,068.23	
1000E6130	0220	0031	00000	00000	00000	GENERAL FUND/HEALTH SERVICES	1,024.89	0.00	1,024.89	
1000E6130	0220	0032	00000	00000	00000	GENERAL FUND/HEALTH SERVICES	1,230.22	0.00	1,230.22	

<u>Fund/Func</u>	<u>Obj</u>	<u>Fac</u>	<u>Proj</u>	<u>Subr</u>	<u>Prog</u>	<u>Fund/Function/Object/Project</u>	<u>Debits</u>	<u>Credits</u>	<u>Net DB-CR</u>	<u>Ending Bal</u>
1000E6130	0220	0091	00000	00000	00000	GENERAL FUND/HEALTH SERVICES	1,474.26	0.00	1,474.26	
1000E6130	0220	9005	00000	00000	00000	GENERAL FUND/HEALTH SERVICES	3,093.30	0.00	3,093.30	
1000E6130	0230	0012	00000	00000	00000	GENERAL FUND/HEALTH SERVICES	188.51	0.00	188.51	
1000E6130	0230	0013	00000	00000	00000	GENERAL FUND/HEALTH SERVICES	232.96	0.00	232.96	
1000E6130	0230	0022	00000	00000	00000	GENERAL FUND/HEALTH SERVICES	11.55	0.00	11.55	
1000E6130	0230	0031	00000	00000	00000	GENERAL FUND/HEALTH SERVICES	11.55	0.00	11.55	
1000E6130	0230	0032	00000	00000	00000	GENERAL FUND/HEALTH SERVICES	1,928.57	0.00	1,928.57	
1000E6130	0230	0091	00000	00000	00000	GENERAL FUND/HEALTH SERVICES	56.00	0.00	56.00	
1000E6130	0230	9005	00000	00000	00000	GENERAL FUND/HEALTH SERVICES	4,081.85	0.00	4,081.85	
1000E6130	0350	9005	01029	00000	00000	GENERAL FUND/HEALTH SERVICES	384.00	0.00	384.00	
1000E6130	0370	9005	01029	00000	00000	GENERAL FUND/HEALTH SERVICES	75.00	0.00	75.00	
1000E6130	0510	0031	00031	00000	00000	GENERAL FUND/HEALTH SERVICES	16.98	0.00	16.98	
1000E6130	0510	9005	01029	00000	00000	GENERAL FUND/HEALTH SERVICES	1,642.31	7.00	1,642.31	
1000E6130	0510	9005	01031	00000	00000	GENERAL FUND/HEALTH SERVICES	1,187.01	0.00	1,187.01	
1000E6130	0519	0091	00091	00000	00000	GENERAL FUND/HEALTH SERVICES	39.99	0.00	39.99	
1000E6130	0519	9005	01029	00000	00000	GENERAL FUND/HEALTH SERVICES	234.24	0.00	234.24	
1000E6130	0642	9005	01029	00000	00000	GENERAL FUND/HEALTH SERVICES	123.73	0.00	123.73	
1000E6130	0730	0031	01028	00000	00000	GENERAL FUND/HEALTH SERVICES	125.00	0.00	125.00	
1000E6130	0730	9005	01029	00000	00000	GENERAL FUND/HEALTH SERVICES	125.00	0.00	125.00	
1000E6130	0750	0012	00000	00000	00000	GENERAL FUND/HEALTH SERVICES	345.06	0.00	345.06	
1000E6130	0750	0013	00000	00000	00000	GENERAL FUND/HEALTH SERVICES	323.74	0.00	323.74	
1000E6130	0750	0022	00000	00000	00000	GENERAL FUND/HEALTH SERVICES	63.35	0.00	63.35	
1000E6130	0750	0031	00000	00000	00000	GENERAL FUND/HEALTH SERVICES	156.87	0.00	156.87	
1000E6130	0750	0032	00000	00000	00000	GENERAL FUND/HEALTH SERVICES	711.00	0.00	711.00	
1000E6130	0750	9005	00000	00000	00000	GENERAL FUND/HEALTH SERVICES	2,689.24	0.00	2,689.24	
1000E6140	0130	9006	00000	00000	00000	GENERAL FUND/PSYCHOLOGICAL S	45,322.92	97.24	45,225.68	
1000E6140	0130	9006	01046	00000	00000	GENERAL FUND/PSYCHOLOGICAL S	30,275.95	0.00	30,275.95	
1000E6140	0210	9006	00000	00000	00000	GENERAL FUND/PSYCHOLOGICAL S	7,067.14	10.52	7,056.62	
1000E6140	0210	9006	01046	00000	00000	GENERAL FUND/PSYCHOLOGICAL S	3,232.56	0.00	3,232.56	
1000E6140	0220	9006	00000	00000	00000	GENERAL FUND/PSYCHOLOGICAL S	3,419.90	6.82	3,413.08	
1000E6140	0220	9006	01046	00000	00000	GENERAL FUND/PSYCHOLOGICAL S	2,276.80	0.00	2,276.80	
1000E6140	0230	9006	00000	00000	00000	GENERAL FUND/PSYCHOLOGICAL S	2,805.52	0.00	2,805.52	
1000E6140	0230	9006	01046	00000	00000	GENERAL FUND/PSYCHOLOGICAL S	1,895.67	0.00	1,895.67	
1000E6140	0290	9006	02100	00000	00000	GENERAL FUND/PSYCHOLOGICAL S	2,606.07	0.00	2,606.07	
1000E6140	0310	9006	01046	00000	00000	GENERAL FUND/PSYCHOLOGICAL S	7,500.00	0.00	7,500.00	
1000E6140	0330	9006	01010	00000	00000	GENERAL FUND/PSYCHOLOGICAL S	164.51	0.00	164.51	
1000E6190	0150	0032	00000	00000	00000	GENERAL FUND/OTHER PUPIL PER	346.23	0.00	346.23	
1000E6190	0150	0091	00000	00000	00000	GENERAL FUND/OTHER PUPIL PER	1,231.64	0.00	1,231.64	
1000E6190	0160	0013	00000	00000	00000	GENERAL FUND/OTHER PUPIL PER	11,119.95	0.00	11,119.95	
1000E6190	0160	0022	00000	00000	00000	GENERAL FUND/OTHER PUPIL PER	11,804.60	0.00	11,804.60	

Fund/Func	Obj	Fac	Proj	Subpr	Prog	Fund/Function/Object/Project	Debits	Credits	Net DB-CR	Ending Bal
1000E6190	0160	0031	00000	00000	00000	GENERAL FUND/OTHER PUPIL PER	8,573.48	0.00	8,573.48	
1000E6190	0160	0032	00000	00000	00000	GENERAL FUND/OTHER PUPIL PER	10,393.02	0.00	10,393.02	
1000E6190	0160	0091	00000	00000	00000	GENERAL FUND/OTHER PUPIL PER	10,393.02	0.00	10,393.02	
1000E6190	0210	0013	00000	00000	00000	GENERAL FUND/OTHER PUPIL PER	1,203.21	0.00	1,203.21	
1000E6190	0210	0022	00000	00000	00000	GENERAL FUND/OTHER PUPIL PER	1,277.30	0.00	1,277.30	
1000E6190	0210	0031	00000	00000	00000	GENERAL FUND/OTHER PUPIL PER	914.13	0.00	914.13	
1000E6190	0210	0032	00000	00000	00000	GENERAL FUND/OTHER PUPIL PER	1,161.99	0.00	1,161.99	
1000E6190	0210	0091	00000	00000	00000	GENERAL FUND/OTHER PUPIL PER	1,244.25	0.00	1,244.25	
1000E6190	0220	0013	00000	00000	00000	GENERAL FUND/OTHER PUPIL PER	806.92	0.00	806.92	
1000E6190	0220	0022	00000	00000	00000	GENERAL FUND/OTHER PUPIL PER	894.39	0.00	894.39	
1000E6190	0220	0031	00000	00000	00000	GENERAL FUND/OTHER PUPIL PER	649.20	0.00	649.20	
1000E6190	0220	0032	00000	00000	00000	GENERAL FUND/OTHER PUPIL PER	792.26	0.00	792.26	
1000E6190	0230	0013	00000	00000	00000	GENERAL FUND/OTHER PUPIL PER	889.31	0.00	889.31	
1000E6190	0230	0022	00000	00000	00000	GENERAL FUND/OTHER PUPIL PER	1,928.57	0.00	1,928.57	
1000E6190	0230	0031	00000	00000	00000	GENERAL FUND/OTHER PUPIL PER	266.24	0.00	266.24	
1000E6190	0230	0032	00000	00000	00000	GENERAL FUND/OTHER PUPIL PER	440.51	0.00	440.51	
1000E6190	0230	0091	00000	00000	00000	GENERAL FUND/OTHER PUPIL PER	1,928.57	0.00	1,928.57	
1000E6190	0642	9005	01056	00000	00000	GENERAL FUND/OTHER PUPIL PER	11.55	0.00	11.55	
1000E6200	0130	0012	00000	00000	00000	GENERAL FUND/INSTRUCTIONAL M	87.77	0.00	87.77	
1000E6200	0130	0013	00000	00000	00000	GENERAL FUND/INSTRUCTIONAL M	17,446.16	0.00	17,446.16	
1000E6200	0130	0031	00000	00000	00000	GENERAL FUND/INSTRUCTIONAL M	20,846.24	0.00	20,846.24	
1000E6200	0130	0032	00000	00000	00000	GENERAL FUND/INSTRUCTIONAL M	15,853.92	0.00	15,853.92	
1000E6200	0130	0033	00000	00000	00000	GENERAL FUND/INSTRUCTIONAL M	11,198.32	0.00	11,198.32	
1000E6200	0130	0091	00000	00000	00000	GENERAL FUND/INSTRUCTIONAL M	20,553.92	0.00	20,553.92	
1000E6200	0150	0013	00000	00000	00000	GENERAL FUND/INSTRUCTIONAL M	8,830.60	0.00	8,830.60	
1000E6200	0150	0022	00000	00000	00000	GENERAL FUND/INSTRUCTIONAL M	9,056.64	0.00	9,056.64	
1000E6200	0150	0031	00000	00000	00000	GENERAL FUND/INSTRUCTIONAL M	8,234.67	229.52	8,005.15	
1000E6200	0210	0012	00000	00000	00000	GENERAL FUND/INSTRUCTIONAL M	1,887.68	0.00	1,887.68	
1000E6200	0210	0013	00000	00000	00000	GENERAL FUND/INSTRUCTIONAL M	3,175.84	0.00	3,175.84	
1000E6200	0210	0022	00000	00000	00000	GENERAL FUND/INSTRUCTIONAL M	1,660.96	0.00	1,660.96	
1000E6200	0210	0031	00000	00000	00000	GENERAL FUND/INSTRUCTIONAL M	1,715.37	0.00	1,715.37	
1000E6200	0210	0032	00000	00000	00000	GENERAL FUND/INSTRUCTIONAL M	1,211.60	0.00	1,211.60	
1000E6200	0210	0091	00000	00000	00000	GENERAL FUND/INSTRUCTIONAL M	4,660.61	24.84	4,635.77	
1000E6200	0220	0012	00000	00000	00000	GENERAL FUND/INSTRUCTIONAL M	1,172.73	0.00	1,172.73	
1000E6200	0220	0013	00000	00000	00000	GENERAL FUND/INSTRUCTIONAL M	2,159.64	0.00	2,159.64	
1000E6200	0220	0022	00000	00000	00000	GENERAL FUND/INSTRUCTIONAL M	675.59	0.00	675.59	
1000E6200	0220	0031	00000	00000	00000	GENERAL FUND/INSTRUCTIONAL M	955.47	0.00	955.47	
1000E6200	0220	0032	00000	00000	00000	GENERAL FUND/INSTRUCTIONAL M	787.35	0.00	787.35	
1000E6200	0220	0091	00000	00000	00000	GENERAL FUND/INSTRUCTIONAL M	2,054.36	16.30	2,038.06	
1000E6200	0230	0012	00000	00000	00000	GENERAL FUND/INSTRUCTIONAL M	3,158.96	802.20	2,356.76	

Fund/Func	Obj	Fac	Proj	Subj	Proj	Fund/Function/Object/Project	Debits	Credits	Net DB-CR	Ending Bal
1000E6200	0230	0013	00000	00000	00000	GENERAL FUND/INSTRUCTIONAL M	4,395.58	226.68	4,168.90	
1000E6200	0230	0022	00000	00000	00000	GENERAL FUND/INSTRUCTIONAL M	388.85	0.00	388.85	
1000E6200	0230	0031	00000	00000	00000	GENERAL FUND/INSTRUCTIONAL M	2,863.70	0.00	2,863.70	
1000E6200	0230	0032	00000	00000	00000	GENERAL FUND/INSTRUCTIONAL M	2,147.74	0.00	2,147.74	
1000E6200	0230	0091	00000	00000	00000	GENERAL FUND/INSTRUCTIONAL M	3,493.69	0.00	3,493.69	
1000E6200	0230	0022	02100	00000	00000	GENERAL FUND/INSTRUCTIONAL M	3,014.23	0.00	3,014.23	
1000E6200	0390	0022	00022	00000	00000	GENERAL FUND/INSTRUCTIONAL M	79.00	0.00	79.00	
1000E6200	0510	0012	01140	00000	00000	GENERAL FUND/INSTRUCTIONAL M	297.35	0.00	297.35	
1000E6200	0510	0013	01140	00000	00000	GENERAL FUND/INSTRUCTIONAL M	297.35	0.00	297.35	
1000E6200	0510	0031	00031	00000	00000	GENERAL FUND/INSTRUCTIONAL M	138.63	0.00	138.63	
1000E6200	0510	0031	01140	00000	00000	GENERAL FUND/INSTRUCTIONAL M	297.35	0.00	297.35	
1000E6200	0510	0032	01140	00000	00000	GENERAL FUND/INSTRUCTIONAL M	297.35	0.00	297.35	
1000E6200	0510	0091	00091	00000	00000	GENERAL FUND/INSTRUCTIONAL M	62.74	0.00	62.74	
1000E6200	0610	0012	01033	00000	00000	GENERAL FUND/INSTRUCTIONAL M	39.96	0.00	39.96	
1000E6200	0610	0031	01033	00000	00000	GENERAL FUND/INSTRUCTIONAL M	1,053.09	0.00	1,053.09	
1000E6200	0610	0032	01033	00000	00000	GENERAL FUND/INSTRUCTIONAL M	1,454.65	0.00	1,454.65	
1000E6200	0610	0091	01033	00000	00000	GENERAL FUND/INSTRUCTIONAL M	332.96	0.00	332.96	
1000E6200	0750	0022	00000	00000	00000	GENERAL FUND/INSTRUCTIONAL M	234.40	0.00	234.40	
1000E6200	0750	0091	00000	00000	00000	GENERAL FUND/INSTRUCTIONAL M	640.99	0.00	640.99	
1000E6300	0110	9001	00000	00000	00000	GENERAL FUND/INSTR & CURRICU	58,924.40	0.00	58,924.40	
1000E6300	0110	9001	01111	00000	00000	GENERAL FUND/INSTR & CURRICU	19,385.00	0.00	19,385.00	
1000E6300	0110	9006	01032	00000	00000	GENERAL FUND/INSTR & CURRICU	31,852.40	0.00	31,852.40	
1000E6300	0130	9001	01008	00000	00000	GENERAL FUND/INSTR & CURRICU	2,346.88	0.00	2,346.88	
1000E6300	0130	9006	00000	00000	00000	GENERAL FUND/INSTR & CURRICU	20,895.53	0.00	20,895.53	
1000E6300	0130	9006	01032	00000	00000	GENERAL FUND/INSTR & CURRICU	9,582.48	0.00	9,582.48	
1000E6300	0130	9006	01414	00000	00000	GENERAL FUND/INSTR & CURRICU	319.41	0.00	319.41	
1000E6300	0160	9001	00000	00000	00000	GENERAL FUND/INSTR & CURRICU	23,883.89	1,188.10	22,695.79	
1000E6300	0160	9006	00000	00000	00000	GENERAL FUND/INSTR & CURRICU	19,690.60	0.00	19,690.60	
1000E6300	0210	9001	00000	00000	00000	GENERAL FUND/INSTR & CURRICU	11,977.14	128.50	11,848.64	
1000E6300	0210	9001	01008	00000	00000	GENERAL FUND/INSTR & CURRICU	137.29	0.00	137.29	
1000E6300	0210	9001	01111	00000	00000	GENERAL FUND/INSTR & CURRICU	2,097.50	0.00	2,097.50	
1000E6300	0210	9006	00000	00000	00000	GENERAL FUND/INSTR & CURRICU	5,069.70	0.00	5,069.70	
1000E6300	0210	9006	01032	00000	00000	GENERAL FUND/INSTR & CURRICU	4,483.20	0.00	4,483.20	
1000E6300	0220	9001	00000	00000	00000	GENERAL FUND/INSTR & CURRICU	34.56	0.00	34.56	
1000E6300	0220	9001	01008	00000	00000	GENERAL FUND/INSTR & CURRICU	6,021.87	88.64	5,933.23	
1000E6300	0220	9001	01111	00000	00000	GENERAL FUND/INSTR & CURRICU	179.54	0.00	179.54	
1000E6300	0220	9006	00000	00000	00000	GENERAL FUND/INSTR & CURRICU	1,347.71	0.00	1,347.71	
1000E6300	0220	9006	01032	00000	00000	GENERAL FUND/INSTR & CURRICU	2,980.92	0.00	2,980.92	
1000E6300	0220	9006	01032	00000	00000	GENERAL FUND/INSTR & CURRICU	2,921.16	0.00	2,921.16	

<u>Fund/Func</u>	<u>Obj</u>	<u>Fac</u>	<u>Proj</u>	<u>Subpr</u>	<u>Prog</u>	<u>Fund/Function/Object/Project</u>	<u>Debits</u>	<u>Credits</u>	<u>Net DB-CR</u>	<u>Ending Bal</u>
1000E6300	0220	9006	01414	00000	00000	GENERAL FUND/INST & CURRICU	23.97	0.00	23.97	
1000E6300	0230	9001	00000	00000	00000	GENERAL FUND/INST & CURRICU	4,439.72	16.66	4,423.06	
1000E6300	0230	9001	01111	00000	00000	GENERAL FUND/INST & CURRICU	1,346.64	0.00	1,346.64	
1000E6300	0230	9006	00000	00000	00000	GENERAL FUND/INST & CURRICU	3,296.78	0.00	3,296.78	
1000E6300	0230	9006	01032	00000	00000	GENERAL FUND/INST & CURRICU	2,959.23	0.00	2,959.23	
1000E6300	0230	9006	01414	00000	00000	GENERAL FUND/INST & CURRICU	4.69	0.00	4.69	
1000E6300	0330	9001	01012	00000	00000	GENERAL FUND/INST & CURRICU	698.09	0.00	698.09	
1000E6300	0330	9006	01010	00000	00000	GENERAL FUND/INST & CURRICU	351.57	36.40	315.17	
1000E6300	0350	9006	01026	00000	00000	GENERAL FUND/INST & CURRICU	230.04	0.00	230.04	
1000E6300	0370	9006	01026	00000	00000	GENERAL FUND/INST & CURRICU	100.00	0.00	100.00	
1000E6300	0390	9001	01027	00000	00000	GENERAL FUND/INST & CURRICU	316.08	0.00	316.08	
1000E6300	0510	9001	01027	00000	00000	GENERAL FUND/INST & CURRICU	292.43	0.00	292.43	
1000E6300	0519	9001	01027	00000	00000	GENERAL FUND/INST & CURRICU	136.53	0.00	136.53	
1000E6300	0642	9001	01027	00000	00000	GENERAL FUND/INST & CURRICU	163.18	0.00	163.18	
1000E6300	0730	9001	01027	00000	00000	GENERAL FUND/INST & CURRICU	109.98	0.00	109.98	
1000E6400	0120	0032	01815	00000	00000	GENERAL FUND/INST STAFF TRAI	9,149.38	0.00	9,149.38	
1000E6400	0130	0012	00000	00000	00000	GENERAL FUND/INST STAFF TRAI	332.00	0.00	332.00	
1000E6400	0130	0022	00000	00000	00000	GENERAL FUND/INST STAFF TRAI	92.32	0.00	92.32	
1000E6400	0130	0022	01180	00000	00000	GENERAL FUND/INST STAFF TRAI	8,988.48	0.00	8,988.48	
1000E6400	0130	0032	00000	00000	00000	GENERAL FUND/INST STAFF TRAI	200.00	0.00	200.00	
1000E6400	0130	0032	01180	00000	00000	GENERAL FUND/INST STAFF TRAI	14,315.44	0.00	14,315.44	
1000E6400	0130	9001	00000	00000	00000	GENERAL FUND/INST STAFF TRAI	200.00	0.00	200.00	
1000E6400	0210	0022	00000	00000	00000	GENERAL FUND/INST STAFF TRAI	10.00	0.00	10.00	
1000E6400	0210	0022	01180	00000	00000	GENERAL FUND/INST STAFF TRAI	972.56	0.00	972.56	
1000E6400	0210	0032	01180	00000	00000	GENERAL FUND/INST STAFF TRAI	1,548.94	0.00	1,548.94	
1000E6400	0210	0032	01815	00000	00000	GENERAL FUND/INST STAFF TRAI	1,041.13	0.00	1,041.13	
1000E6400	0220	0012	00000	00000	00000	GENERAL FUND/INST STAFF TRAI	22.57	0.00	22.57	
1000E6400	0220	0022	00000	00000	00000	GENERAL FUND/INST STAFF TRAI	6.74	0.00	6.74	
1000E6400	0220	0022	01180	00000	00000	GENERAL FUND/INST STAFF TRAI	654.53	0.00	654.53	
1000E6400	0220	0032	00000	00000	00000	GENERAL FUND/INST STAFF TRAI	15.21	0.00	15.21	
1000E6400	0220	0032	01001	00000	00000	GENERAL FUND/INST STAFF TRAI	28.84	0.00	28.84	
1000E6400	0220	0032	01180	00000	00000	GENERAL FUND/INST STAFF TRAI	1,088.83	0.00	1,088.83	
1000E6400	0220	0032	01815	00000	00000	GENERAL FUND/INST STAFF TRAI	653.51	0.00	653.51	
1000E6400	0220	9001	00000	00000	00000	GENERAL FUND/INST STAFF TRAI	14.39	0.00	14.39	
1000E6400	0230	0022	01180	00000	00000	GENERAL FUND/INST STAFF TRAI	1,136.59	172.22	964.37	
1000E6400	0230	0032	01180	00000	00000	GENERAL FUND/INST STAFF TRAI	440.51	0.00	440.51	
1000E6400	0330	0012	01001	00000	00000	GENERAL FUND/INST STAFF TRAI	170.29	0.00	170.29	
1000E6400	0330	0032	00032	00000	00000	GENERAL FUND/INST STAFF TRAI	959.18	0.00	959.18	
1000E6400	0330	0032	01001	00000	00000	GENERAL FUND/INST STAFF TRAI	984.00	0.00	984.00	
1000E6400	0390	9001	01001	00000	00000	GENERAL FUND/INST STAFF TRAI	12,196.25	0.00	12,196.25	

<u>Fund/Func</u>	<u>Obj</u>	<u>Fac</u>	<u>Proj</u>	<u>Subpr</u>	<u>Prog</u>	<u>Fund/Function/Obj/Inst/Project</u>	<u>Debits</u>	<u>Credits</u>	<u>Net Dr-CR</u>	<u>Ending Bal</u>
1000E6400	0390	9001	01030	00000	00000	GENERAL FUND/INST STAFF TRAI	3,399.15	0.00	3,399.15	
1000E6400	0510	0013	01140	00000	00000	GENERAL FUND/INST STAFF TRAI	297.35	0.00	297.35	
1000E6400	0510	0022	01140	00000	00000	GENERAL FUND/INST STAFF TRAI	297.35	0.00	297.35	
1000E6400	0510	0031	01140	00000	00000	GENERAL FUND/INST STAFF TRAI	297.35	0.00	297.35	
1000E6400	0510	0032	01140	00000	00000	GENERAL FUND/INST STAFF TRAI	297.35	0.00	297.35	
1000E6400	0730	0032	01001	00000	00000	GENERAL FUND/INST STAFF TRAI	225.00	0.00	225.00	
1000E6400	0730	9006	01189	00000	00000	GENERAL FUND/INST STAFF TRAI	4,400.00	0.00	4,400.00	
1000E6500	0160	9001	00000	00000	00000	GENERAL FUND/INSTRUCTIONAL R	80,675.50	0.00	80,675.50	
1000E6500	0210	9001	00000	00000	00000	GENERAL FUND/INSTRUCTIONAL R	8,729.10	0.00	8,729.10	
1000E6500	0220	9001	00000	00000	00000	GENERAL FUND/INSTRUCTIONAL R	5,695.77	0.00	5,695.77	
1000E6500	0230	9001	00000	00000	00000	GENERAL FUND/INSTRUCTIONAL R	7,079.55	0.00	7,079.55	
1000E6500	0390	9001	01090	00000	00000	GENERAL FUND/INSTRUCTIONAL R	24,211.00	0.00	24,211.00	
1000E7100	0170	9001	00000	00000	00000	GENERAL FUND/BOARD/BOARD MEM	56,436.70	0.00	56,436.70	
1000E7100	0210	9001	00000	00000	00000	GENERAL FUND/BOARD/RETIREMEN	23,215.76	0.00	23,215.76	
1000E7100	0220	9001	00000	00000	00000	GENERAL FUND/BOARD/SOCIAL SE	4,130.29	0.00	4,130.29	
1000E7100	0230	9001	00000	00000	00000	GENERAL FUND/BOARD/BOARD GROUP INS	11,699.28	0.00	11,699.28	
1000E7100	0230	9001	02230	00000	00000	GENERAL FUND/BOARD/BOARD GROUP INS	2,338.16	0.00	2,338.16	
1000E7100	0250	9001	00000	00000	00000	GENERAL FUND/BOARD/UNEMPLOYM	6,605.29	0.00	6,605.29	
1000E7100	0310	9001	01025	00000	00000	GENERAL FUND/BOARD/PROFESSIO	23,223.72	0.00	23,223.72	
1000E7100	0330	9001	01025	00000	00000	GENERAL FUND/BOARD/TRAVEL/SU	650.00	0.00	650.00	
1000E7100	0510	9001	01025	00000	00000	GENERAL FUND/BOARD/SUPPLIES/	252.00	0.00	252.00	
1000E7100	0730	9001	01025	00000	00000	GENERAL FUND/BOARD/DOES AND	14,254.00	0.00	14,254.00	
1000E7200	0110	9001	00000	00000	00000	GENERAL FUND/SUPERINTENDENT	56,811.15	0.00	56,811.15	
1000E7200	0160	9001	00000	00000	00000	GENERAL FUND/SUPERINTENDENT	20,364.68	0.00	20,364.68	
1000E7200	0210	9001	00000	00000	00000	GENERAL FUND/SUPERINTENDENT	8,515.19	0.00	8,515.19	
1000E7200	0220	9001	00000	00000	00000	GENERAL FUND/SUPERINTENDENT	5,871.67	0.00	5,871.67	
1000E7200	0230	9001	00000	00000	00000	GENERAL FUND/SUPERINTENDENT	2,368.72	0.00	2,368.72	
1000E7200	0330	9001	01025	00000	00000	GENERAL FUND/SUPERINTENDENT	751.41	0.00	751.41	
1000E7200	0360	9001	01025	00000	00000	GENERAL FUND/SUPERINTENDENT	1,705.35	0.00	1,705.35	
1000E7200	0370	9001	01025	00000	00000	GENERAL FUND/SUPERINTENDENT	1,700.00	0.00	1,700.00	
1000E7200	0370	9001	01027	00000	00000	GENERAL FUND/SUPERINTENDENT	425.00	0.00	425.00	
1000E7200	0510	9001	01025	00000	00000	GENERAL FUND/SUPERINTENDENT	1,297.52	0.00	1,297.52	
1000E7200	0519	9001	01025	00000	00000	GENERAL FUND/SUPERINTENDENT	125.01	0.00	125.01	
1000E7200	0642	9001	01025	00000	00000	GENERAL FUND/SUPERINTENDENT	674.99	0.00	674.99	
1000E7200	0730	9001	01025	00000	00000	GENERAL FUND/SUPERINTENDENT	838.01	0.00	838.01	
1000E7300	0110	0012	00000	00000	00000	GENERAL FUND/SCHOOL ADMINIST	130,425.30	0.00	130,425.30	
1000E7300	0110	0013	00000	00000	00000	GENERAL FUND/SCHOOL ADMINIST	66,695.20	0.00	66,695.20	
1000E7300	0110	0022	00000	00000	00000	GENERAL FUND/SCHOOL ADMINIST	34,614.30	0.00	34,614.30	
1000E7300	0110	0031	00000	00000	00000	GENERAL FUND/SCHOOL ADMINIST	62,956.30	0.00	62,956.30	
1000E7300	0110	0032	00000	00000	00000	GENERAL FUND/SCHOOL ADMINIST	121,497.50	0.00	121,497.50	

<u>Fund/Func</u>	<u>Obj</u>	<u>Fac</u>	<u>Proj</u>	<u>Subpr</u>	<u>Prog</u>	<u>Fund/Function/Object/Project</u>	<u>Debits</u>	<u>Credits</u>	<u>Net DB-CR</u>	<u>Ending Bal</u>
1000E7300	0110	0091	00000	00000	00000	GENERAL FUND/SCHOOL ADMINIST	65,664.00	0.00	65,664.00	
1000E7300	0160	0012	00000	00000	00000	GENERAL FUND/SCHOOL ADMINIST	39,344.03	0.00	39,344.03	
1000E7300	0160	0013	00000	00000	00000	GENERAL FUND/SCHOOL ADMINIST	17,141.02	870.91	16,270.11	
1000E7300	0160	0022	00000	00000	00000	GENERAL FUND/SCHOOL ADMINIST	19,653.26	0.00	19,653.26	
1000E7300	0160	0031	00000	00000	00000	GENERAL FUND/SCHOOL ADMINIST	18,556.97	301.95	18,255.02	
1000E7300	0160	0032	00000	00000	00000	GENERAL FUND/SCHOOL ADMINIST	33,015.92	0.00	33,015.92	
1000E7300	0160	0032	01303	00000	00000	GENERAL FUND/SCHOOL ADMINIST	183.99	0.00	183.99	
1000E7300	0160	0091	00000	00000	00000	GENERAL FUND/SCHOOL ADMINIST	22,059.88	0.00	22,059.88	
1000E7300	0210	0012	00000	00000	00000	GENERAL FUND/SCHOOL ADMINIST	21,126.32	0.00	21,126.32	
1000E7300	0210	0013	00000	00000	00000	GENERAL FUND/SCHOOL ADMINIST	9,071.09	94.23	8,976.86	
1000E7300	0210	0022	00000	00000	00000	GENERAL FUND/SCHOOL ADMINIST	5,858.26	0.00	5,858.26	
1000E7300	0210	0031	00000	00000	00000	GENERAL FUND/SCHOOL ADMINIST	8,806.24	32.67	8,773.57	
1000E7300	0210	0032	00000	00000	00000	GENERAL FUND/SCHOOL ADMINIST	16,718.32	0.00	16,718.32	
1000E7300	0210	0032	01303	00000	00000	GENERAL FUND/SCHOOL ADMINIST	19.91	0.00	19.91	
1000E7300	0210	0032	02100	00000	00000	GENERAL FUND/SCHOOL ADMINIST	127.18	0.00	127.18	
1000E7300	0210	0091	00000	00000	00000	GENERAL FUND/SCHOOL ADMINIST	13,134.74	0.00	13,134.74	
1000E7300	0220	0012	00000	00000	00000	GENERAL FUND/SCHOOL ADMINIST	12,676.64	0.00	12,676.64	
1000E7300	0220	0013	00000	00000	00000	GENERAL FUND/SCHOOL ADMINIST	6,167.78	65.05	6,102.73	
1000E7300	0220	0022	00000	00000	00000	GENERAL FUND/SCHOOL ADMINIST	4,128.12	0.00	4,128.12	
1000E7300	0220	0031	00000	00000	00000	GENERAL FUND/SCHOOL ADMINIST	6,021.69	22.57	5,999.12	
1000E7300	0220	0032	00000	00000	00000	GENERAL FUND/SCHOOL ADMINIST	11,442.49	0.00	11,442.49	
1000E7300	0220	0032	01303	00000	00000	GENERAL FUND/SCHOOL ADMINIST	13.65	0.00	13.65	
1000E7300	0220	0091	00000	00000	00000	GENERAL FUND/SCHOOL ADMINIST	6,460.62	0.00	6,460.62	
1000E7300	0230	0012	00000	00000	00000	GENERAL FUND/SCHOOL ADMINIST	9,114.11	0.00	9,114.11	
1000E7300	0230	0013	00000	00000	00000	GENERAL FUND/SCHOOL ADMINIST	5,382.67	0.00	5,382.67	
1000E7300	0230	0022	00000	00000	00000	GENERAL FUND/SCHOOL ADMINIST	4,515.76	0.00	4,515.76	
1000E7300	0230	0031	00000	00000	00000	GENERAL FUND/SCHOOL ADMINIST	3,390.64	0.00	3,390.64	
1000E7300	0230	0032	00000	00000	00000	GENERAL FUND/SCHOOL ADMINIST	10,058.31	26.93	10,031.38	
1000E7300	0230	0091	00000	00000	00000	GENERAL FUND/SCHOOL ADMINIST	7,840.74	0.00	7,840.74	
1000E7300	0290	0032	02100	00000	00000	GENERAL FUND/SCHOOL ADMINIST	892.60	0.00	892.60	
1000E7300	0330	0013	00013	00000	00000	GENERAL FUND/SCHOOL ADMINIST	415.05	0.00	415.05	
1000E7300	0330	0031	00031	00000	00000	GENERAL FUND/SCHOOL ADMINIST	435.00	0.00	435.00	
1000E7300	0330	0032	00032	00000	00000	GENERAL FUND/SCHOOL ADMINIST	242.84	0.00	242.84	
1000E7300	0510	0012	00012	00000	00000	GENERAL FUND/SCHOOL ADMINIST	166.75	0.00	166.75	
1000E7300	0510	0013	00013	00000	00000	GENERAL FUND/SCHOOL ADMINIST	889.02	0.00	889.02	
1000E7300	0510	0022	00022	00000	00000	GENERAL FUND/SCHOOL ADMINIST	115.54	0.00	115.54	
1000E7300	0510	0031	00031	00000	00000	GENERAL FUND/SCHOOL ADMINIST	289.31	0.00	289.31	
1000E7300	0510	0032	00032	00000	00000	GENERAL FUND/SCHOOL ADMINIST	489.45	0.00	489.45	
1000E7300	0510	0091	00091	00000	00000	GENERAL FUND/SCHOOL ADMINIST	1,222.12	0.00	1,222.12	
1000E7300	0519	0012	00012	00000	00000	GENERAL FUND/SCHOOL ADMINIST	341.38	0.00	341.38	

<u>Fund/Func</u>	<u>Obj</u>	<u>Fac</u>	<u>Proj</u>	<u>Subpr</u>	<u>Prog</u>	<u>Fund/Function/Object/Project</u>	<u>Debits</u>	<u>Credits</u>	<u>Net DB-CR</u>	<u>Ending Bal</u>
1000E7300	0519	0013	00013	00000	00000	GENERAL FUND/SCHOOL ADMINIST	74.07	0.00	74.07	
1000E7300	0519	0022	00022	00000	00000	GENERAL FUND/SCHOOL ADMINIST	241.79	0.00	241.79	
1000E7300	0519	0031	00031	00000	00000	GENERAL FUND/SCHOOL ADMINIST	138.78	0.00	138.78	
1000E7300	0519	0032	00032	00000	00000	GENERAL FUND/SCHOOL ADMINIST	88.30	0.00	88.30	
1000E7300	0519	0091	00091	00000	00000	GENERAL FUND/SCHOOL ADMINIST	563.30	0.00	563.30	
1000E7300	0642	0012	00012	00000	00000	GENERAL FUND/SCHOOL ADMINIST	349.44	0.00	349.44	
1000E7300	0642	0031	01030	00000	00000	GENERAL FUND/SCHOOL ADMINIST	416.00	0.00	416.00	
1000E7300	0642	0091	00091	00000	00000	GENERAL FUND/SCHOOL ADMINIST	96.12	0.00	96.12	
1000E7300	0644	0012	00012	00000	00000	GENERAL FUND/SCHOOL ADMINIST	394.13	0.00	394.13	
1000E7300	0644	0091	00091	00000	00000	GENERAL FUND/SCHOOL ADMINIST	324.75	0.00	324.75	
1000E7300	0649	0032	00032	00000	00000	GENERAL FUND/SCHOOL ADMINIST	299.99	0.00	299.99	
1000E7300	0750	0022	00000	00000	00000	GENERAL FUND/SCHOOL ADMINIST	1,449.09	0.00	1,449.09	
1000E7400	0350	9001	03110	00000	00000	GENERAL FUND/FACILITIES ACQU	209,849.00	0.00	209,849.00	
1000E7400	0644	0032	01030	00000	00000	GENERAL FUND/FACILITIES ACQU	5.50	0.00	5.50	
1000E7400	0680	0012	03056	00000	00000	GENERAL FUND/FACILITIES ACQU	111,716.37	0.00	111,716.37	
1000E7400	0680	0013	01030	00000	00000	GENERAL FUND/FACILITIES ACQU	990.00	0.00	990.00	
1000E7400	0680	0032	03075	00000	00000	GENERAL FUND/FACILITIES ACQU	8,745.14	0.00	8,745.14	
1000E7410	0644	0012	01827	00000	00000	GENERAL FUND/FACILITIES ACQU	5,196.25	0.00	5,196.25	
1000E7410	0644	0013	01827	00000	00000	GENERAL FUND/FACILITIES ACQU	2,078.50	0.00	2,078.50	
1000E7410	0644	0032	01827	00000	00000	GENERAL FUND/FACILITIES ACQU	3,117.75	0.00	3,117.75	
1000E7410	0644	0032	01827	00000	00000	GENERAL FUND/FACILITIES ACQU	4,157.00	0.00	4,157.00	
1000E7410	0670	0012	01827	00000	00000	GENERAL FUND/FACILITIES ACQU	1,130.00	0.00	1,130.00	
1000E7410	0670	0013	01827	00000	00000	GENERAL FUND/FACILITIES ACQU	3,180.00	0.00	3,180.00	
1000E7410	0670	0032	01827	00000	00000	GENERAL FUND/FACILITIES ACQU	4,234.50	0.00	4,234.50	
1000E7410	0680	0012	01827	00000	00000	GENERAL FUND/FACILITIES ACQU	11,689.50	0.00	11,689.50	
1000E7410	0680	0013	01827	00000	00000	GENERAL FUND/FACILITIES ACQU	10,689.50	0.00	10,689.50	
1000E7410	0680	0032	01827	00000	00000	GENERAL FUND/FACILITIES ACQU	11,689.50	0.00	11,689.50	
1000E7500	0110	9001	00000	00000	00000	GENERAL FUND/FISCAL SERVICES	33,181.60	0.00	33,181.60	
1000E7500	0160	9001	00000	00000	00000	GENERAL FUND/FISCAL SERVICES	158,187.10	0.00	158,187.10	
1000E7500	0210	9001	00000	00000	00000	GENERAL FUND/FISCAL SERVICES	30,185.83	0.00	30,185.83	
1000E7500	0220	9001	00000	00000	00000	GENERAL FUND/FISCAL SERVICES	13,908.56	0.00	13,908.56	
1000E7500	0230	9001	00000	00000	00000	GENERAL FUND/FISCAL SERVICES	13,382.72	0.00	13,382.72	
1000E7500	0310	9001	00000	00000	00000	GENERAL FUND/FISCAL SERVICES	29,846.50	0.00	29,846.50	
1000E7500	0330	9001	00000	00000	00000	GENERAL FUND/FISCAL SERVICES	746.65	0.00	746.65	
1000E7500	0370	9001	00000	00000	00000	GENERAL FUND/FISCAL SERVICES	1,903.32	0.00	1,903.32	
1000E7500	0390	9001	00000	00000	00000	GENERAL FUND/FISCAL SERVICES	3,831.40	0.00	3,831.40	
1000E7500	0510	9001	00000	00000	00000	GENERAL FUND/FISCAL SERVICES	2,076.24	79.00	1,997.24	
1000E7500	0519	9001	00000	00000	00000	GENERAL FUND/FISCAL SERVICES	609.84	0.00	609.84	

<u>Fund/Func</u>	<u>Obj</u>	<u>Fac</u>	<u>Proj</u>	<u>Subpr</u>	<u>Prog</u>	<u>Fund/Function/Objct/Project</u>	<u>Debits</u>	<u>Credits</u>	<u>Net DB-CR</u>	<u>Ending Bal</u>
1000E7500	0642	9001	00000	00000	00000	GENERAL FUND/FISCAL SERVICES	133.00	0.00	133.00	
1000E7500	0730	9001	00000	00000	00000	GENERAL FUND/FISCAL SERVICES	200.00	0.00	200.00	
1000E7700	0110	9001	00000	00000	00000	GENERAL FUND/CENTRAL SERVICE	28,445.80	0.00	28,445.80	
1000E7700	0160	9001	00000	00000	00000	GENERAL FUND/CENTRAL SERVICE	41,131.80	0.00	41,131.80	
1000E7700	0210	9001	00000	00000	00000	GENERAL FUND/CENTRAL SERVICE	12,412.31	0.00	12,412.31	
1000E7700	0220	9001	00000	00000	00000	GENERAL FUND/CENTRAL SERVICE	5,215.67	0.00	5,215.67	
1000E7700	0220	9001	01022	00000	00000	GENERAL FUND/CENTRAL SERVICE	76.50	0.00	76.50	
1000E7700	0230	9001	00000	00000	00000	GENERAL FUND/CENTRAL SERVICE	3,648.93	6.35	3,642.58	
1000E7700	0330	9001	01022	00000	00000	GENERAL FUND/CENTRAL SERVICE	481.52	0.00	481.52	
1000E7700	0350	0012	01013	00000	00000	GENERAL FUND/CENTRAL SERVICE	4,690.41	0.00	4,690.41	
1000E7700	0350	0013	01013	00000	00000	GENERAL FUND/CENTRAL SERVICE	3,139.52	0.00	3,139.52	
1000E7700	0350	0022	01013	00000	00000	GENERAL FUND/CENTRAL SERVICE	3,205.01	0.00	3,205.01	
1000E7700	0350	0031	01013	00000	00000	GENERAL FUND/CENTRAL SERVICE	4,463.31	0.00	4,463.31	
1000E7700	0350	0032	01013	00000	00000	GENERAL FUND/CENTRAL SERVICE	4,671.86	0.00	4,671.86	
1000E7700	0350	0091	01013	00000	00000	GENERAL FUND/CENTRAL SERVICE	2,905.53	0.00	2,905.53	
1000E7700	0350	9001	01013	00000	00000	GENERAL FUND/CENTRAL SERVICE	2,539.75	0.00	2,539.75	
1000E7700	0370	9001	01022	00000	00000	GENERAL FUND/CENTRAL SERVICE	252.28	0.00	252.28	
1000E7700	0369	9001	01052	00000	00000	GENERAL FUND/CENTRAL SERVICE	1,175.05	0.00	1,175.05	
1000E7700	0369	9001	01022	00000	00000	GENERAL FUND/CENTRAL SERVICE	3,517.00	0.00	3,517.00	
1000E7700	0370	9001	01022	00000	00000	GENERAL FUND/CENTRAL SERVICE	500.00	0.00	500.00	
1000E7700	0390	9001	00000	00000	00000	GENERAL FUND/CENTRAL SERVICE	3,366.83	0.00	3,366.83	
1000E7700	0510	0012	01104	00000	00000	GENERAL FUND/CENTRAL SERVICE	264.45	0.00	264.45	
1000E7700	0510	0013	01104	00000	00000	GENERAL FUND/CENTRAL SERVICE	2,011.43	0.00	2,011.43	
1000E7700	0510	0022	01104	00000	00000	GENERAL FUND/CENTRAL SERVICE	2,011.43	0.00	2,011.43	
1000E7700	0510	0031	01104	00000	00000	GENERAL FUND/CENTRAL SERVICE	2,011.43	0.00	2,011.43	
1000E7700	0510	0032	01104	00000	00000	GENERAL FUND/CENTRAL SERVICE	2,011.43	0.00	2,011.43	
1000E7700	0510	0091	01104	00000	00000	GENERAL FUND/CENTRAL SERVICE	2,011.43	0.00	2,011.43	
1000E7700	0510	9001	01030	00000	00000	GENERAL FUND/CENTRAL SERVICE	434.10	255.95	178.15	
1000E7700	0642	9001	01030	00000	00000	GENERAL FUND/CENTRAL SERVICE	986.25	0.00	986.25	
1000E7700	0730	9001	01022	00000	00000	GENERAL FUND/CENTRAL SERVICE	2,011.42	0.00	2,011.42	
1000E7700	0750	9001	01022	00000	00000	GENERAL FUND/CENTRAL SERVICE	1,939.80	0.00	1,939.80	
1000E7710	0110	9001	00000	00000	00000	GENERAL FUND/PLANNING, RESERVA	110.01	0.00	110.01	
1000E7710	0210	9001	00000	00000	00000	GENERAL FUND/PLANNING, RESERVA	15,926.20	0.00	15,926.20	
1000E7710	0220	9001	00000	00000	00000	GENERAL FUND/PLANNING, RESERVA	1,723.20	0.00	1,723.20	
1000E7710	0230	9001	00000	00000	00000	GENERAL FUND/PLANNING, RESERVA	1,207.11	0.00	1,207.11	
1000E7730	0330	9001	01027	00000	00000	GENERAL FUND/STAFF SERVICES/	6.64	0.00	6.64	
1000E7730	0390	9001	01705	00000	00000	GENERAL FUND/STAFF SERVICES/	430.56	0.00	430.56	
1000E7730	0390	9001	01705	00000	00000	GENERAL FUND/STAFF SERVICES/	5,000.00	0.00	5,000.00	

Fund/Func	Obj	Fac	Proj	Subpr	Prog	Fund/Function/Object/Project	Debits	Credits	Net DB-CR	Ending Bal
1000E7730	0510	9001	01705	00000	00000	GENERAL FUND/STAFF SERVICES/	125.71	0.00	125.71	
1000E7730	0570	9001	01705	00000	00000	GENERAL FUND/STAFF SERVICES/	1,600.84	0.00	1,600.84	
1000E7800	0110	9002	00000	00000	00000	GENERAL FUND/TRANSPORTATION/	38,770.10	0.00	38,770.10	
1000E7800	0160	0012	00000	00000	00000	GENERAL FUND/TRANSPORTATION/	6,948.74	0.00	6,948.74	
1000E7800	0160	0032	00000	00000	00000	GENERAL FUND/TRANSPORTATION/	472.55	0.00	472.55	
1000E7800	0160	9002	00000	00000	00000	GENERAL FUND/TRANSPORTATION/	468,748.77	3,635.57	465,113.20	
1000E7800	0160	9002	02100	00000	00000	GENERAL FUND/TRANSPORTATION/	2,619.41	0.00	2,619.41	
1000E7800	0160	9006	00000	00000	00000	GENERAL FUND/TRANSPORTATION/	125.00	0.00	125.00	
1000E7800	0210	0012	00000	00000	00000	GENERAL FUND/TRANSPORTATION/	705.62	0.00	705.62	
1000E7800	0210	0032	00000	00000	00000	GENERAL FUND/TRANSPORTATION/	51.13	0.00	51.13	
1000E7800	0210	9002	00000	00000	00000	GENERAL FUND/TRANSPORTATION/	56,415.10	388.90	56,026.20	
1000E7800	0210	9002	02100	00000	00000	GENERAL FUND/TRANSPORTATION/	307.79	0.00	307.79	
1000E7800	0220	0012	00000	00000	00000	GENERAL FUND/TRANSPORTATION/	520.63	0.00	520.63	
1000E7800	0220	0032	00000	00000	00000	GENERAL FUND/TRANSPORTATION/	34.45	0.00	34.45	
1000E7800	0220	9002	00000	00000	00000	GENERAL FUND/TRANSPORTATION/	39,092.74	238.29	38,854.45	
1000E7800	0220	9002	02100	00000	00000	GENERAL FUND/TRANSPORTATION/	198.22	0.00	198.22	
1000E7800	0220	9006	00000	00000	00000	GENERAL FUND/TRANSPORTATION/	9.32	0.00	9.32	
1000E7800	0230	9002	00000	00000	00000	GENERAL FUND/TRANSPORTATION/	51,101.72	828.18	50,273.54	
1000E7800	0290	9002	02100	00000	00000	GENERAL FUND/TRANSPORTATION/	12,091.35	0.00	12,091.35	
1000E7800	0350	9002	09002	00000	00000	GENERAL FUND/TRANSPORTATION/	749.35	0.00	749.35	
1000E7800	0370	9002	09002	00000	00000	GENERAL FUND/TRANSPORTATION/	409.50	0.00	409.50	
1000E7800	0390	9002	09002	00000	00000	GENERAL FUND/TRANSPORTATION/	6,642.97	0.00	6,642.97	
1000E7800	0450	9002	09002	00000	00000	GENERAL FUND/TRANSPORTATION/	5,905.92	0.00	5,905.92	
1000E7800	0460	9002	09002	00000	00000	GENERAL FUND/TRANSPORTATION/	110,464.42	5,443.48	105,020.94	
1000E7800	0510	9002	09002	00000	00000	GENERAL FUND/TRANSPORTATION/	8,135.49	89.55	8,045.94	
1000E7800	0540	9002	09002	00000	00000	GENERAL FUND/TRANSPORTATION/	4,373.55	0.00	4,373.55	
1000E7800	0550	9002	09002	00000	00000	GENERAL FUND/TRANSPORTATION/	37,036.29	2,181.06	34,855.23	
1000E7800	0560	9002	09002	00000	00000	GENERAL FUND/TRANSPORTATION/	5,677.68	0.00	5,677.68	
1000E7800	0642	9002	09002	00000	00000	GENERAL FUND/TRANSPORTATION/	2,335.89	0.00	2,335.89	
1000E7800	0750	9002	00000	00000	00000	GENERAL FUND/TRANSPORTATION/	26,225.27	0.00	26,225.27	
1000E7900	0110	9004	00000	00000	00000	GENERAL FUND/OPERATION OF PL	39,539.30	0.00	39,539.30	
1000E7900	0160	0012	00000	00000	00000	GENERAL FUND/OPERATION OF PL	89,863.58	233.15	89,630.43	
1000E7900	0160	0013	00000	00000	00000	GENERAL FUND/OPERATION OF PL	52,642.07	0.00	52,642.07	
1000E7900	0160	0022	00000	00000	00000	GENERAL FUND/OPERATION OF PL	51,399.92	0.00	51,399.92	
1000E7900	0160	0031	00000	00000	00000	GENERAL FUND/OPERATION OF PL	77,871.97	110.39	77,761.58	
1000E7900	0160	0032	00000	00000	00000	GENERAL FUND/OPERATION OF PL	63,242.51	1,035.82	62,206.69	
1000E7900	0160	0091	00000	00000	00000	GENERAL FUND/OPERATION OF PL	50,225.16	0.00	50,225.16	
1000E7900	0160	9003	00000	00000	00000	GENERAL FUND/OPERATION OF PL	103,411.10	0.00	103,411.10	
1000E7900	0160	9004	00000	00000	00000	GENERAL FUND/OPERATION OF PL	812.06	0.00	812.06	
1000E7900	0210	0012	00000	00000	00000	GENERAL FUND/OPERATION OF PL	10,983.33	25.22	10,958.11	

<u>Fund/Func</u>	<u>Obj</u>	<u>Rac</u>	<u>Proj</u>	<u>Subpr</u>	<u>Prog</u>	<u>Fund/Function/Objct/Project</u>	<u>Debits</u>	<u>Credits</u>	<u>Net DB-CR</u>	<u>Ending Bal</u>
1000E7900	0210	0013	00000	00000	00000	GENERAL FUND/OPERATION OF PL	6,279.11	0.00	6,279.11	
1000E7900	0210	0013	02100	00000	00000	GENERAL FUND/OPERATION OF PL	58.04	0.00	58.04	
1000E7900	0210	0022	00000	00000	00000	GENERAL FUND/OPERATION OF PL	5,561.43	0.00	5,561.43	
1000E7900	0210	0031	00000	00000	00000	GENERAL FUND/OPERATION OF PL	8,425.73	11.94	8,413.79	
1000E7900	0210	0032	00000	00000	00000	GENERAL FUND/OPERATION OF PL	6,842.75	112.08	6,730.67	
1000E7900	0210	0091	00000	00000	00000	GENERAL FUND/OPERATION OF PL	5,434.48	0.00	5,434.48	
1000E7900	0210	9003	00000	00000	00000	GENERAL FUND/OPERATION OF PL	11,189.02	0.00	11,189.02	
1000E7900	0210	9004	00000	00000	00000	GENERAL FUND/OPERATION OF PL	7,727.68	0.00	7,727.68	
1000E7900	0220	0012	00000	00000	00000	GENERAL FUND/OPERATION OF PL	6,460.45	17.84	6,442.61	
1000E7900	0220	0013	00000	00000	00000	GENERAL FUND/OPERATION OF PL	3,933.76	0.00	3,933.76	
1000E7900	0220	0022	00000	00000	00000	GENERAL FUND/OPERATION OF PL	3,595.72	0.00	3,595.72	
1000E7900	0220	0031	00000	00000	00000	GENERAL FUND/OPERATION OF PL	5,724.37	8.44	5,715.93	
1000E7900	0220	0032	00000	00000	00000	GENERAL FUND/OPERATION OF PL	4,592.03	75.21	4,516.82	
1000E7900	0220	0091	00000	00000	00000	GENERAL FUND/OPERATION OF PL	3,668.24	0.00	3,668.24	
1000E7900	0220	9003	00000	00000	00000	GENERAL FUND/OPERATION OF PL	7,660.12	0.00	7,660.12	
1000E7900	0220	9004	00000	00000	00000	GENERAL FUND/OPERATION OF PL	5,689.69	0.00	5,689.69	
1000E7900	0230	0012	00000	00000	00000	GENERAL FUND/OPERATION OF PL	8,076.56	0.00	8,076.56	
1000E7900	0230	0013	00000	00000	00000	GENERAL FUND/OPERATION OF PL	7,171.26	0.00	7,171.26	
1000E7900	0230	0022	00000	00000	00000	GENERAL FUND/OPERATION OF PL	9,030.17	0.00	9,030.17	
1000E7900	0230	0031	00000	00000	00000	GENERAL FUND/OPERATION OF PL	8,976.33	0.00	8,976.33	
1000E7900	0230	0032	00000	00000	00000	GENERAL FUND/OPERATION OF PL	7,338.40	0.00	7,338.40	
1000E7900	0230	0091	00000	00000	00000	GENERAL FUND/OPERATION OF PL	8,184.70	354.08	7,830.62	
1000E7900	0230	9003	00000	00000	00000	GENERAL FUND/OPERATION OF PL	12,471.62	0.00	12,471.62	
1000E7900	0230	9004	00000	00000	00000	GENERAL FUND/OPERATION OF PL	2,819.44	0.00	2,819.44	
1000E7900	0290	0012	02100	00000	00000	GENERAL FUND/OPERATION OF PL	11,723.09	0.00	11,723.09	
1000E7900	0290	0013	02100	00000	00000	GENERAL FUND/OPERATION OF PL	517.71	0.00	517.71	
1000E7900	0320	9001	00000	00000	00000	GENERAL FUND/OPERATION OF PL	644,410.01	0.00	644,410.01	
1000E7900	0330	9004	01058	00000	00000	GENERAL FUND/OPERATION OF PL	399.15	0.00	399.15	
1000E7900	0350	9003	01057	00000	00000	GENERAL FUND/OPERATION OF PL	550.00	0.00	550.00	
1000E7900	0370	9001	00000	00000	00000	GENERAL FUND/OPERATION OF PL	2,930.00	0.00	2,930.00	
1000E7900	0379	0012	00000	00000	00000	GENERAL FUND/OPERATION OF PL	1,928.25	0.00	1,928.25	
1000E7900	0379	0013	00000	00000	00000	GENERAL FUND/OPERATION OF PL	749.90	0.00	749.90	
1000E7900	0379	0022	00000	00000	00000	GENERAL FUND/OPERATION OF PL	535.65	0.00	535.65	
1000E7900	0379	0022	01414	00000	00000	GENERAL FUND/OPERATION OF PL	53.55	0.00	53.55	
1000E7900	0379	0032	00000	00000	00000	GENERAL FUND/OPERATION OF PL	749.90	0.00	749.90	
1000E7900	0379	0091	00000	00000	00000	GENERAL FUND/OPERATION OF PL	1,606.90	0.00	1,606.90	
1000E7900	0379	9001	00000	00000	00000	GENERAL FUND/OPERATION OF PL	642.75	0.00	642.75	
1000E7900	0379	9002	00000	00000	00000	GENERAL FUND/OPERATION OF PL	5,282.73	0.00	5,282.73	
1000E7900	0379	9003	00000	00000	00000	GENERAL FUND/OPERATION OF PL	522.62	0.00	522.62	
1000E7900	0379	9004	00000	00000	00000	GENERAL FUND/OPERATION OF PL	653.23	0.00	653.23	

Fund/Fnc Obj	Pac	Proj	Subpr	Prog	Fund/Function/Object/Project	Debits	Credits	Net DB-CR	Ending Bal
1000E7900 0379 9004	00000	00000	00000	00000	GENERAL FUND/OPERATION OF PL	618.27	0.00	618.27	
1000E7900 0380 0012	00000	00000	00000	00000	GENERAL FUND/OPERATION OF PL	19,139.64	0.00	19,139.64	
1000E7900 0380 0013	00000	00000	00000	00000	GENERAL FUND/OPERATION OF PL	4,240.39	0.00	4,240.39	
1000E7900 0380 0022	00000	00000	00000	00000	GENERAL FUND/OPERATION OF PL	1,477.61	0.00	1,477.61	
1000E7900 0380 0031	00000	00000	00000	00000	GENERAL FUND/OPERATION OF PL	6,196.10	0.00	6,196.10	
1000E7900 0380 0032	00000	00000	00000	00000	GENERAL FUND/OPERATION OF PL	21,275.93	0.00	21,275.93	
1000E7900 0380 0091	00000	00000	00000	00000	GENERAL FUND/OPERATION OF PL	2,916.43	0.00	2,916.43	
1000E7900 0380 9001	00000	00000	00000	00000	GENERAL FUND/OPERATION OF PL	6,636.43	0.00	6,636.43	
1000E7900 0380 9002	00000	00000	00000	00000	GENERAL FUND/OPERATION OF PL	1,764.67	0.00	1,764.67	
1000E7900 0380 9003	00000	00000	00000	00000	GENERAL FUND/OPERATION OF PL	1,310.48	0.00	1,310.48	
1000E7900 0390 0012	00000	00000	00000	00000	GENERAL FUND/OPERATION OF PL	1,611.36	0.00	1,611.36	
1000E7900 0390 0012	01016	00000	00000	00000	GENERAL FUND/OPERATION OF PL	21,167.23	0.00	21,167.23	
1000E7900 0390 0012	01036	00000	00000	00000	GENERAL FUND/OPERATION OF PL	5,907.92	0.00	5,907.92	
1000E7900 0390 0013	01016	00000	00000	00000	GENERAL FUND/OPERATION OF PL	20,809.74	0.00	20,809.74	
1000E7900 0390 0013	01036	00000	00000	00000	GENERAL FUND/OPERATION OF PL	5,907.92	0.00	5,907.92	
1000E7900 0390 0022	00000	00000	00000	00000	GENERAL FUND/OPERATION OF PL	130.92	0.00	130.92	
1000E7900 0390 0022	01016	00000	00000	00000	GENERAL FUND/OPERATION OF PL	23,713.25	0.00	23,713.25	
1000E7900 0390 0022	01036	00000	00000	00000	GENERAL FUND/OPERATION OF PL	5,907.88	0.00	5,907.88	
1000E7900 0390 0031	00000	00000	00000	00000	GENERAL FUND/OPERATION OF PL	216.32	0.00	216.32	
1000E7900 0390 0031	01016	00000	00000	00000	GENERAL FUND/OPERATION OF PL	15,160.35	0.00	15,160.35	
1000E7900 0390 0031	01036	00000	00000	00000	GENERAL FUND/OPERATION OF PL	5,907.88	0.00	5,907.88	
1000E7900 0390 0032	00000	00000	00000	00000	GENERAL FUND/OPERATION OF PL	502.72	0.00	502.72	
1000E7900 0390 0032	01016	00000	00000	00000	GENERAL FUND/OPERATION OF PL	23,749.27	0.00	23,749.27	
1000E7900 0390 0032	01036	00000	00000	00000	GENERAL FUND/OPERATION OF PL	5,907.88	0.00	5,907.88	
1000E7900 0390 0091	00000	00000	00000	00000	GENERAL FUND/OPERATION OF PL	523.40	0.00	523.40	
1000E7900 0390 0091	01016	00000	00000	00000	GENERAL FUND/OPERATION OF PL	17,258.17	0.00	17,258.17	
1000E7900 0390 0091	01036	00000	00000	00000	GENERAL FUND/OPERATION OF PL	5,907.88	0.00	5,907.88	
1000E7900 0390 9001	00000	00000	00000	00000	GENERAL FUND/OPERATION OF PL	136.92	0.00	136.92	
1000E7900 0390 9001	01058	00000	00000	00000	GENERAL FUND/OPERATION OF PL	980.95	0.00	980.95	
1000E7900 0390 9003	01057	00000	00000	00000	GENERAL FUND/OPERATION OF PL	588.56	0.00	588.56	
1000E7900 0390 9004	01058	00000	00000	00000	GENERAL FUND/OPERATION OF PL	2,686.64	0.00	2,686.64	
1000E7900 0420 0031	00000	00000	00000	00000	GENERAL FUND/OPERATION OF PL	506.43	0.00	506.43	
1000E7900 0420 0032	00000	00000	00000	00000	GENERAL FUND/OPERATION OF PL	420.36	0.00	420.36	
1000E7900 0430 0012	00000	00000	00000	00000	GENERAL FUND/OPERATION OF PL	114,846.28	0.00	114,846.28	
1000E7900 0430 0013	00000	00000	00000	00000	GENERAL FUND/OPERATION OF PL	43,815.97	0.00	43,815.97	
1000E7900 0430 0022	00000	00000	00000	00000	GENERAL FUND/OPERATION OF PL	25,032.88	0.00	25,032.88	
1000E7900 0430 0031	00000	00000	00000	00000	GENERAL FUND/OPERATION OF PL	42,959.73	0.00	42,959.73	
1000E7900 0430 0032	00000	00000	00000	00000	GENERAL FUND/OPERATION OF PL	76,419.93	0.00	76,419.93	
1000E7900 0430 0091	00000	00000	00000	00000	GENERAL FUND/OPERATION OF PL	38,609.11	105.00	38,504.11	

Fund/Prnc Obj	Fac	Proj	Subpr	Prog	Fund/Function/Object/Project	Debits	Credits	Net DB-CR	Ending Bal
1000E7900 0430 9001 00000 00000 00000					GENERAL FUND/OPERATION OF PL	16,084.01	0.00	16,084.01	
1000E7900 0430 9002 00000 00000 00000					GENERAL FUND/OPERATION OF PL	6,155.64	445.00	5,710.64	
1000E7900 0430 9003 00000 00000 00000					GENERAL FUND/OPERATION OF PL	8,275.63	0.00	8,275.63	
1000E7900 0510 0091 00091 00000 00000					GENERAL FUND/OPERATION OF PL	43.08	0.00	43.08	
1000E7900 0510 9003 01057 00000 00000					GENERAL FUND/OPERATION OF PL	11,300.33	702.56	10,597.77	
1000E7900 0510 9004 01058 00000 00000					GENERAL FUND/OPERATION OF PL	36,342.08	0.00	36,342.08	
1000E7900 0519 9004 01058 00000 00000					GENERAL FUND/OPERATION OF PL	112.08	0.00	112.08	
1000E7900 0550 9003 01057 00000 00000					GENERAL FUND/OPERATION OF PL	138.81	0.00	138.81	
1000E7900 0642 9004 01058 00000 00000					GENERAL FUND/OPERATION OF PL	716.50	0.00	716.50	
1000E7900 0644 9002 00000 00000 00000					GENERAL FUND/OPERATION OF PL	486.98	0.00	486.98	
1000E7900 0644 9004 01058 00000 00000					GENERAL FUND/OPERATION OF PL	1,129.97	0.00	1,129.97	
1000E7900 0750 9004 01058 00000 00000					GENERAL FUND/OPERATION OF PL	348.00	0.00	348.00	
1000E7900 0750 9004 00000 00000 00000					GENERAL FUND/OPERATION OF PL	127,773.99	0.00	127,773.99	
1000E8100 0110 9003 00000 00000 00000					GENERAL FUND/MAINTENANCE OF	28,387.40	0.00	28,387.40	
1000E8100 0160 9003 00000 00000 00000					GENERAL FUND/MAINTENANCE OF	156,968.58	0.00	156,968.58	
1000E8100 0210 9003 00000 00000 00000					GENERAL FUND/MAINTENANCE OF	21,836.66	0.00	21,836.66	
1000E8100 0220 9003 00000 00000 00000					GENERAL FUND/MAINTENANCE OF	13,582.10	0.00	13,582.10	
1000E8100 0230 9003 00000 00000 00000					GENERAL FUND/MAINTENANCE OF	11,062.94	0.00	11,062.94	
1000E8100 0350 0012 01059 00000 00000					GENERAL FUND/MAINTENANCE OF	13,560.12	0.00	13,560.12	
1000E8100 0350 0013 01059 00000 00000					GENERAL FUND/MAINTENANCE OF	34,355.77	0.00	34,355.77	
1000E8100 0350 0022 01059 00000 00000					GENERAL FUND/MAINTENANCE OF	4,358.61	0.00	4,358.61	
1000E8100 0350 0031 01059 00000 00000					GENERAL FUND/MAINTENANCE OF	7,264.35	0.00	7,264.35	
1000E8100 0350 0032 01059 00000 00000					GENERAL FUND/MAINTENANCE OF	11,622.96	0.00	11,622.96	
1000E8100 0350 0091 01059 00000 00000					GENERAL FUND/MAINTENANCE OF	5,327.19	0.00	5,327.19	
1000E8100 0360 9003 01059 00000 00000					GENERAL FUND/MAINTENANCE OF	4,500.00	0.00	4,500.00	
1000E8100 0360 9003 09003 00000 00000					GENERAL FUND/MAINTENANCE OF	378.84	0.00	378.84	
1000E8100 0390 9001 00000 00000 00000					GENERAL FUND/MAINTENANCE OF	375.00	0.00	375.00	
1000E8100 0390 9003 01059 00000 00000					GENERAL FUND/MAINTENANCE OF	25,180.29	0.00	25,180.29	
1000E8100 0390 9003 09003 00000 00000					GENERAL FUND/MAINTENANCE OF	37,424.71	0.00	37,424.71	
1000E8100 0510 9003 01059 00000 00000					GENERAL FUND/MAINTENANCE OF	2,768.88	0.00	2,768.88	
1000E8100 0510 9003 09003 00000 00000					GENERAL FUND/MAINTENANCE OF	20,146.90	627.44	19,519.46	
1000E8100 0519 9003 01059 00000 00000					GENERAL FUND/MAINTENANCE OF	51,657.05	263.73	51,393.32	
1000E8100 0550 9003 01059 00000 00000					GENERAL FUND/MAINTENANCE OF	109.47	0.00	109.47	
1000E8100 0560 9003 01059 00000 00000					GENERAL FUND/MAINTENANCE OF	242.21	0.00	242.21	
1000E8100 0560 9003 09003 00000 00000					GENERAL FUND/MAINTENANCE OF	473.39	0.00	473.39	
1000E8100 0642 9003 01059 00000 00000					GENERAL FUND/MAINTENANCE OF	553.75	0.00	553.75	
1000E8100 0680 9003 01059 00000 00000					GENERAL FUND/MAINTENANCE OF	159.59	0.00	159.59	
1000E8100 0730 9003 01059 00000 00000					GENERAL FUND/MAINTENANCE OF	4,745.06	0.00	4,745.06	
1000E8100 0730 9003 09003 00000 00000					GENERAL FUND/MAINTENANCE OF	110.00	0.00	110.00	
1000E8100 0730 9003 09003 00000 00000					GENERAL FUND/MAINTENANCE OF	110.00	0.00	110.00	

<u>Fund/Func</u>	<u>Obj</u>	<u>Fac</u>	<u>Proj</u>	<u>Subpr</u>	<u>Prog</u>	<u>Fund/Function/Object/Project</u>	<u>Debits</u>	<u>Credits</u>	<u>Net DB-CR</u>	<u>Ending Bal</u>
1000E8200	0160	9001	00000	00000	00000	GENERAL FUND/ADMIN TECHNOLOG	32,663.50	0.00	32,663.50	
1000E8200	0160	9001	01038	00000	00000	GENERAL FUND/ADMIN TECHNOLOG	32,663.50	0.00	32,663.50	
1000E8200	0210	9001	00000	00000	00000	GENERAL FUND/ADMIN TECHNOLOG	3,534.20	0.00	3,534.20	
1000E8200	0210	9001	01038	00000	00000	GENERAL FUND/ADMIN TECHNOLOG	3,534.20	0.00	3,534.20	
1000E8200	0220	9001	00000	00000	00000	GENERAL FUND/ADMIN TECHNOLOG	2,491.10	0.00	2,491.10	
1000E8200	0220	9001	01038	00000	00000	GENERAL FUND/ADMIN TECHNOLOG	2,433.33	0.00	2,433.33	
1000E8200	0230	9001	00000	00000	00000	GENERAL FUND/ADMIN TECHNOLOG	503.44	0.00	503.44	
1000E8200	0230	9001	01038	00000	00000	GENERAL FUND/ADMIN TECHNOLOG	2,204.08	0.00	2,204.08	
1000E8200	0319	0091	01105	00000	00000	GENERAL FUND/ADMIN TECHNOLOG	1,047.44	0.00	1,047.44	
1000E8200	0319	0091	01105	00000	00000	GENERAL FUND/ADMIN TECHNOLOG	300.00	0.00	300.00	
1000E8200	0319	9001	01105	00000	00000	GENERAL FUND/ADMIN TECHNOLOG	5,323.62	0.00	5,323.62	
1000E8200	0330	9001	01105	00000	00000	GENERAL FUND/ADMIN TECHNOLOG	497.38	0.00	497.38	
1000E8200	0350	9001	01105	00000	00000	GENERAL FUND/ADMIN TECHNOLOG	107.89	0.00	107.89	
1000E8200	0369	0091	01105	00000	00000	GENERAL FUND/ADMIN TECHNOLOG	1,558.97	0.00	1,558.97	
1000E8200	0369	0013	01105	00000	00000	GENERAL FUND/ADMIN TECHNOLOG	1,728.12	0.00	1,728.12	
1000E8200	0369	0022	01105	00000	00000	GENERAL FUND/ADMIN TECHNOLOG	1,728.12	0.00	1,728.12	
1000E8200	0369	0031	01105	00000	00000	GENERAL FUND/ADMIN TECHNOLOG	1,728.12	0.00	1,728.12	
1000E8200	0369	0091	01105	00000	00000	GENERAL FUND/ADMIN TECHNOLOG	1,728.12	0.00	1,728.12	
1000E8200	0369	9001	01038	00000	00000	GENERAL FUND/ADMIN TECHNOLOG	21.02	0.00	21.02	
1000E8200	0369	9001	01041	00000	00000	GENERAL FUND/ADMIN TECHNOLOG	1,265.00	0.00	1,265.00	
1000E8200	0390	9001	01090	00000	00000	GENERAL FUND/ADMIN TECHNOLOG	55,435.33	0.00	55,435.33	
1000E8200	0510	9001	01038	00000	00000	GENERAL FUND/ADMIN TECHNOLOG	119,168.00	0.00	119,168.00	
1000E8200	0510	9001	01105	00000	00000	GENERAL FUND/ADMIN TECHNOLOG	36.60	0.00	36.60	
1000E8200	0519	9001	01105	00000	00000	GENERAL FUND/ADMIN TECHNOLOG	8.94	0.00	8.94	
1000E8200	0642	0012	01105	00000	00000	GENERAL FUND/ADMIN TECHNOLOG	5,931.60	0.00	5,931.60	
1000E8200	0642	0013	01105	00000	00000	GENERAL FUND/ADMIN TECHNOLOG	179.40	0.00	179.40	
1000E8200	0642	0022	01105	00000	00000	GENERAL FUND/ADMIN TECHNOLOG	120.99	0.00	120.99	
1000E8200	0642	0031	01105	00000	00000	GENERAL FUND/ADMIN TECHNOLOG	120.99	0.00	120.99	
1000E8200	0642	0032	01105	00000	00000	GENERAL FUND/ADMIN TECHNOLOG	120.99	0.00	120.99	
1000E8200	0642	0091	01105	00000	00000	GENERAL FUND/ADMIN TECHNOLOG	120.96	0.00	120.96	
1000E8200	0642	9001	01105	00000	00000	GENERAL FUND/ADMIN TECHNOLOG	6,124.99	0.00	6,124.99	
1000E8200	0643	0012	01105	00000	00000	GENERAL FUND/ADMIN TECHNOLOG	248.33	0.00	248.33	
1000E8200	0643	0013	01105	00000	00000	GENERAL FUND/ADMIN TECHNOLOG	248.33	0.00	248.33	
1000E8200	0643	0022	01105	00000	00000	GENERAL FUND/ADMIN TECHNOLOG	248.33	0.00	248.33	
1000E8200	0643	0031	01105	00000	00000	GENERAL FUND/ADMIN TECHNOLOG	248.33	0.00	248.33	
1000E8200	0643	0032	01105	00000	00000	GENERAL FUND/ADMIN TECHNOLOG	248.33	0.00	248.33	
1000E8200	0643	0091	01105	00000	00000	GENERAL FUND/ADMIN TECHNOLOG	248.35	0.00	248.35	
1000E8200	0643	9001	01105	00000	00000	GENERAL FUND/ADMIN TECHNOLOG	21,268.66	0.00	21,268.66	

Fund/Func	Obj	Fac	Proj	Subpr	Prog	Fund/Function/Object/Project	Debits	Credits	Net DB-CR	Ending Bal
1000E8200	0644	9001	01105	00000	00000	GENERAL FUND/ADMIN TECHNOLOG	31,252.61	310.39	30,942.22	
1000E8200	0649	9001	01105	00000	00000	GENERAL FUND/ADMIN TECHNOLOG	1,147.97	0.00	1,147.97	
1000E8200	0730	9001	01105	00000	00000	GENERAL FUND/ADMIN TECHNOLOG	150.00	0.00	150.00	
1000E9100	0160	0013	01009	00000	00000	GENERAL FUND/COMMUNITY SERV	10,656.12	0.00	10,656.12	
1000E9100	0160	0022	01009	00000	00000	GENERAL FUND/COMMUNITY SERV	12,084.90	0.00	12,084.90	
1000E9100	0160	0031	01009	00000	00000	GENERAL FUND/COMMUNITY SERV	10,060.25	0.00	10,060.25	
1000E9100	0160	0091	01009	00000	00000	GENERAL FUND/COMMUNITY SERV	10,546.22	0.00	10,546.22	
1000E9100	0210	0013	01009	00000	00000	GENERAL FUND/COMMUNITY SERV	1,152.99	0.00	1,152.99	
1000E9100	0210	0022	01009	00000	00000	GENERAL FUND/COMMUNITY SERV	1,128.04	0.00	1,128.04	
1000E9100	0210	0031	01009	00000	00000	GENERAL FUND/COMMUNITY SERV	1,197.12	0.00	1,197.12	
1000E9100	0210	0091	01009	00000	00000	GENERAL FUND/COMMUNITY SERV	917.84	0.00	917.84	
1000E9100	0220	0013	01009	00000	00000	GENERAL FUND/COMMUNITY SERV	1,065.08	0.00	1,065.08	
1000E9100	0220	0022	01009	00000	00000	GENERAL FUND/COMMUNITY SERV	1,222.11	0.00	1,222.11	
1000E9100	0220	0031	01009	00000	00000	GENERAL FUND/COMMUNITY SERV	1,012.60	0.00	1,012.60	
1000E9100	0220	0091	01009	00000	00000	GENERAL FUND/COMMUNITY SERV	1,048.16	0.00	1,048.16	
1000E9100	0510	0013	01009	00000	00000	GENERAL FUND/COMMUNITY SERV	169.14	0.00	169.14	
1000E9100	0510	0022	01009	00000	00000	GENERAL FUND/COMMUNITY SERV	753.47	0.00	753.47	
1000E9100	0510	0031	01009	00000	00000	GENERAL FUND/COMMUNITY SERV	350.90	0.00	350.90	
1000E9100	0510	0091	01009	00000	00000	GENERAL FUND/COMMUNITY SERV	292.15	0.00	292.15	
1000E9100	0510	9001	01350	00000	00000	GENERAL FUND/COMMUNITY SERV	1,455.89	506.79	949.10	
1000E9100	0519	0022	01009	00000	00000	GENERAL FUND/COMMUNITY SERV	42.89	0.00	42.89	
1000E9100	0750	0013	01009	00000	00000	GENERAL FUND/COMMUNITY SERV	3,266.50	0.00	3,266.50	
1000E9100	0750	0022	01009	00000	00000	GENERAL FUND/COMMUNITY SERV	3,890.58	0.00	3,890.58	
1000E9100	0750	0031	01009	00000	00000	GENERAL FUND/COMMUNITY SERV	3,175.80	0.00	3,175.80	
1000E9100	0750	0091	01009	00000	00000	GENERAL FUND/COMMUNITY SERV	3,154.40	0.00	3,154.40	
** Total Fund 1000 Operating Expenses							14,429,697.15	126,431.23	14,303,265.92	
** Total Fund 1000 Operating Statement							14,474,768.04	17,081,463.61	2,606,695.57CR	

Fund	Obj	Fac	Proj	Subpr	Prog	Fund/Function/Object/Project	Debits	Credits	Net DB-CR	Ending Bal
21000	1530	0000	00000	00000	00000	SBE/COBI BONDS/EXPENDITURES/	0.00	0.00	0.00	737,255.97
21000	2520	0000	00000	00000	00000	SBE/COBI BONDS/REVENUE/NON-D	0.00	0.00	0.00	722,063.59CR
21000	2760	0000	00000	00000	00000	SBE/COBI BONDS/UNRESERVED FU	0.00	0.00	0.00	15,192.38CR
** Total Fund 2100						Balance Sheet	Count	3	0.00	0.00
** Total Fund 2100						Operating Statement	Count	0	0.00	0.00

Fund/Func	Obj	Fac	Proj	Subpr	Prog	Fund/Function/Object/Project	Debits	Credits	Net DB-CR	Ending Bal
2300A	1163	0000	0000	00000	00000	SECTION 237.161/237.162 F.S.	0.00	0.00	0.00	3,024,919.65
2300Q	2520	0000	0000	00000	00000	SECTION 237.161/237.162 F.S.	0.00	0.00	0.00	2,316,613.45CR
2300Q	2760	0000	0000	00000	00000	SECTION 237.161/237.162 F.S.	0.00	0.00	0.00	708,306.20CR
** Total Fund 2300						Balance Sheet	Count	3	0.00	0.00
** Total Fund 2300						Operating Statement	Count	0	0.00	0.00

Fund/Func	Obj	Fac	Proj	Subpr	Prog	Fund/Function/Object/Project	Debits	Credits	Net DB-CR	Ending Bal		
3400A1111	0001	0000	00000	00000	00000	PECO/CASH/Fund Checking/NON-	5,467,254.88	5,099,496.20	367,758.68	1,120,033.97		
3400A1111	0003	0000	00000	00000	00000	PECO/CASH/Accounts Payable/N	5,172,019.77	5,172,019.77	0.00	0.00		
3400A1141	0000	0000	00000	00000	00000	PECO/DUE FROM OTHER FUNDS/NO	0.00	1,868,624.04	1,868,624.04CR	0.00		
3400A1220	0000	0000	00000	00000	00000	PECO/DUE FROM OTHER AGENCIES	0.00	0.00	0.00	4,496,445.80		
3400L1210	0000	0000	00000	00000	00000	PECO/ACCOUNTS PAYABLE/NON-DE	5,395,726.34	5,182,801.34	212,925.00	0.00		
3400L1216	0000	0000	00000	00000	00000	PECO/DUE TO OTHER FUNDS/NON-	1,868,624.04	1,868,624.04	0.00	0.00		
3400Q1520	0000	0000	00000	00000	00000	PECO/ENCUMBRANCES/NON-DESIGN	8,469,060.84	1,077,994.56	7,391,066.28	7,391,066.28		
3400Q1530	0000	0000	00000	00000	00000	PECO/EXPENDITURES/NON-DESIGN	5,455,132.77	568,561.57	4,886,571.20	8,220,456.91		
3400Q2520	0000	0000	00000	00000	00000	PECO/REVENUE/NON-DESIGNATED/	0.00	3,598,630.84	3,598,630.84CR	13,324,772.84CR		
3400Q2720	0000	0000	00000	00000	00000	PECO/RESERVED FOR ENCUMBRANC	1,077,994.56	8,469,060.84	7,391,066.28CR	7,391,066.28CR		
3400Q2760	0000	0000	00000	00000	00000	PECO/UNRESERVED FUND BALANCE	0.00	0.00	0.00	512,163.84CR		
** Total Fund 3400 Balance Sheet							Count	11	32,905,813.20	32,905,813.20	0.00	0.00
3400R0000	3391	0000	00000	00000	00000	PECO/TO CORRECT FUNCTION/PUB	0.00	3,598,630.84	3,598,630.84CR			
** Total Fund 3400 Operating Revenue							Count	1	0.00	3,598,630.84	3,598,630.84CR	
3400E7400	0630	0031	03120	00000	00000	PECO/FACILITIES ACQUISITION	5,172,019.77	285,448.57	4,886,571.20			
3400E7400	0670	0031	03120	00000	00000	PECO/FACILITIES ACQUISITION	283,113.00	283,113.00	0.00			
** Total Fund 3400 Operating Expenses							Count	2	5,455,132.77	568,561.57	4,886,571.20	
** Total Fund 3400 Operating Statement Count							Count	3	5,455,132.77	4,167,192.41	1,287,940.36	

Fund/Func	Obj	Fac	Proj	Subpr	Prog	Fund/Function/Object/Project	Debits	Credits	Net DS-CR	Ending Bal	
3600	01111	0001	0000	00000	00000	CO & DS/CASH/Fund Checking/N	0.00	164,343.56	164,343.56CR	0.00	
3600	01141	0000	0000	00000	00000	CO & DS/DUE FROM OTHER FUNDS	164,343.56	164,343.56	0.00	0.00	
3600	01216	0000	0000	00000	00000	CO & DS/DUE TO OTHER FUNDS/N	164,343.56	0.00	164,343.56	0.00	
3600	01530	0000	0000	00000	00000	CO & DS/EXPENDITURES/NON-DES	0.00	0.00	0.00	1,306,606.67	
3600	02520	0000	0000	00000	00000	CO & DS/REVENUE/NON-DESIGNAT	0.00	0.00	0.00	1,205,453.53CR	
3600	02760	0000	0000	00000	00000	CO & DS/UNRESERVED FUND BALA	0.00	0.00	0.00	101,153.14CR	
** Total Fund 3600 Balance Sheet							Count	6	328,687.12	328,687.12	0.00
** Total Fund 3600 Operating Statement							Count	0	0.00	0.00	0.00

Fund/Func	Obj	Fac	Proj	Subpr	Proj	Fund/Function/Object/Project	Debits	Credits	Net DB-CR	Ending Bal	
3700A1111	0001	0000	00000	00000	00000	CAPITAL IMPROVEMENT/CASH/Fun	1,049,390.76	1,874,158.08	824,767.32CR	892,025.51	
3700A1111	0003	0000	00000	00000	00000	CAPITAL IMPROVEMENT/CASH/ACC	167,811.22	167,811.22	0.00	238.08	
3700A1141	0000	0000	00000	00000	00000	CAPITAL IMPROVEMENT/DUE FROM	1,706,282.27	1,706,282.27	0.00	0.00	
3700A1164	0000	0000	00000	00000	00000	CAPITAL IMPROVEMENT/INVESTME	23.37	0.00	23.37	47,912.23	
3700L1210	0000	0000	00000	00000	00000	CAPITAL IMPROVEMENT/ACCOUNTS	167,811.22	167,811.22	0.00	0.00	
3700L1216	0000	0000	00000	00000	00000	CAPITAL IMPROVEMENT/DUE TO O	1,706,282.27	0.00	1,706,282.27	0.00	
3700Q1530	0000	0000	00000	00000	00000	CAPITAL IMPROVEMENT/EXPENDIT	167,811.22	0.00	167,811.22	16,842,018.84	
3700Q2520	0000	0000	00000	00000	00000	CAPITAL IMPROVEMENT/REVENUE/	64.59	1,049,414.13	1,049,349.54CR	15,733,690.55CR	
3700Q2760	0000	0000	00000	00000	00000	CAPITAL IMPROVEMENT/UNRESERV	0.00	0.00	0.00	2,048,504.11CR	
** Total Fund 3700 Balance Sheet							Count	9	4,965,476.92	0.00	0.00
3700R0000	3411	0000	00000	00000	00000	CAPITAL IMPROVEMENT/TO CORRE	0.00	1,047,173.88	1,047,173.88CR		
3700R0000	3430	0000	00000	00000	00000	CAPITAL IMPROVEMENT/TO CORRE	64.59	2,240.25	2,175.66CR		
** Total Fund 3700 Operating Revenue							Count	2	64.59	1,049,349.54CR	
3700E7400	0680	9001	03110	00000	00000	CAPITAL IMPROVEMENT/FACILITI	3,400.22	0.00	3,400.22		
3700E9700	0920	9001	00000	00000	00000	CAPITAL IMPROVEMENT/TRANSFER	164,411.00	0.00	164,411.00		
** Total Fund 3700 Operating Expenses							Count	2	167,811.22	0.00	167,811.22
** Total Fund 3700 Operating Statement							Count	4	167,875.81	1,049,414.13	881,538.32CR

Fund/Func Obj	Fac	Proj	Subpr	Proj	Fund/Function/Object/Project	Debits	Credits	Net DB-CR	Ending Bal
3910A1111	0001	0000	00000	00000	IMPACT FEES/CASH/Fund Checki	92,706.48	0.00	92,706.48	1,506,439.37
3910A1141	0000	0000	00000	00000	IMPACT FEES/DUE FROM OTHER F	0.00	3,789.79	3,789.79CR	0.00
3910A1164	0000	0000	00000	00000	IMPACT FEES/INVESTMENTS SBA/	0.00	0.00	0.00	1,759.75
3910L1260	0000	0000	00000	00000	IMPACT FEES/DUE TO OTHER FUN	3,789.79	3,789.79	0.00	0.00
3910Q1530	0000	0000	00000	00000	IMPACT FEES/EXPENDITURES/NON	0.00	0.00	0.00	1,751,286.19
3910Q2520	0000	0000	00000	00000	IMPACT FEES/REVENUE/NON-DESI	0.00	88,916.69	88,916.69CR	2,610,968.72CR
3910Q2760	0000	0000	00000	00000	IMPACT FEES/UNRESERVED FUND	0.00	0.00	0.00	648,516.59CR
** Total Fund 3910 Balance Sheet						96,496.27	96,496.27	0.00	0.00
3910R0000	3496	0000	00000	00000	IMPACT FEES/TO CORRECT FUNCT	0.00	88,916.69	88,916.69CR	
** Total Fund 3910 Operating Revenue						0.00	88,916.69	88,916.69CR	
** Total Fund 3910 Operating Statement						0.00	88,916.69	88,916.69CR	

<u>Fund/Func</u>	<u>Obj</u>	<u>Fac</u>	<u>Proj</u>	<u>Subpr</u>	<u>Prog</u>	<u>Fund/Function/Obj/Project</u>	<u>Debits</u>	<u>Credits</u>	<u>Net DB-CR</u>	<u>Ending Bal</u>
392001530	0000	0000	00000	00000	00000	Ed Facilities Security Gnt/E	0.00	0.00	0.00	260,208.00
392002520	0000	0000	00000	00000	00000	Ed Facilities Security Gnt/R	0.00	0.00	0.00	260,208.00CR
** Total Fund 3920 Balance Sheet							Count	2	0.00	0.00
** Total Fund 3920 Operating Statement							Count	0	0.00	0.00

Fund/Func	Obj	Fac	Proj	Subpr	Prog	Fund/Function/Object/Project	Debits	Credits	Net DB-CR	Ending Bal
4100A1111	0001	0000	00000	00000	00000	FOOD SERVICES/CASH/Fund Chec	1,029,609.33	1,110,498.44	80,889.11CR	1,202,630.41
4100A1111	0002	0000	00000	00000	00000	FOOD SERVICES/CASH/Payroll C	401,701.01	393,003.75	8,697.26	44,792.39
4100A1111	0003	0000	00000	00000	00000	FOOD SERVICES/CASH/Accounts	820,461.46	819,522.38	939.08	1,027.79CR
4100A1115	0000	0000	00000	00000	00000	FOOD SERVICES/CASH INT EARN	86.26	0.00	86.26	205,834.29
4100A1117	0000	0000	00000	00000	00000	FOOD SERVICES/CASH ON HAND/N	420.00	0.00	420.00	420.00
4100A1141	0000	0000	00000	00000	00000	FOOD SERVICES/DUE FROM OTHER	1,043,702.69	1,043,702.69	0.00	0.00
4100A1151	0000	0000	00000	00000	00000	FOOD SERVICES/TRANSPORTATION	0.00	0.00	0.00	22,749.36
4100A1152	0000	0000	00000	00000	00000	FOOD SERVICES/WAREHOUSE INVE	0.00	0.00	0.00	32,182.43
4100A1153	0000	0000	00000	00000	00000	FOOD SERVICES/CUSTODIAL INVE	0.00	0.00	0.00	5,340.09
4100A1164	0000	0000	00000	00000	00000	FOOD SERVICES/INVESTMENTS SB	0.02	0.00	0.02	82.81
4100A1220	0000	0000	00000	00000	00000	FOOD SERVICES/DUE FROM OTHER	0.00	65,923.92	65,923.92CR	0.00
4100A1210	0000	0000	00000	00000	00000	FOOD SERVICES/SAL, BEN & PYR	395,332.66	395,332.66	0.00	0.00
4100A1212	0000	0000	00000	00000	00000	FOOD SERVICES/ACCOUNTS PAYAB	741,803.51	741,803.51	0.00	0.00
4100A1216	0000	0000	00000	00000	00000	FOOD SERVICES/DUE TO OTHER F	1,043,702.69	1,017,717.82	25,984.87	0.00
4100A1217	0000	0000	00000	00000	00000	FOOD SERVICES/FEDERAL INCOME	19,305.84	19,305.84	0.00	0.00
4100A1217	0000	0000	00000	00000	00000	FOOD SERVICES/F.I.C.A. TAX P	43,379.72	43,379.72	0.00	0.00
4100A1217	0000	0000	00000	00000	00000	FOOD SERVICES/RETIREMENT PAY	31,213.21	39,910.47	8,697.26CR	8,697.26CR
4100A1217	0000	0000	00000	00000	00000	FOOD SERVICES/INSURANCE PAYA	76,617.53	57,850.66	18,766.87	5,341.67CR
4100A1217	0000	0000	00000	00000	00000	FOOD SERVICES/ANNUITIES PAYA	5,791.00	5,791.00	0.00	0.00
4100A1217	0000	0000	00000	00000	00000	FOOD SERVICES/PROFESSIONAL D	1,380.80	1,380.80	0.00	0.00
4100A1217	0000	0000	00000	00000	00000	FOOD SERVICES/FOUNDATION PAY	102.50	102.50	0.00	0.00
4100A1520	0000	0000	00000	00000	00000	FOOD SERVICES/ENCUMBRANCES/N	939,093.31	937,093.31	2,000.00	2,000.00
4100A1530	0000	0000	00000	00000	00000	FOOD SERVICES/EXPENDITURES/N	1,063,759.08	6,179.59	1,057,579.49	27,286,380.71
4100A2520	0000	0000	00000	00000	00000	FOOD SERVICES/REVENUE/NON-DE	72,732.05	1,029,695.61	956,963.56CR	28,399,667.96CR
4100A2720	0000	0000	00000	00000	00000	FOOD SERVICES/RESERVED FOR E	937,093.31	939,093.31	2,000.00CR	2,000.00CR
4100A2760	0000	0000	00000	00000	00000	FOOD SERVICES/UNRESERVED FUN	0.00	0.00	0.00	385,687.81CR
** Total Fund 4100 Balance Sheet							8,667,287.98	8,667,287.98	0.00	0.00
4100R0000	3261	0000	00000	00000	00000	FOOD SERVICES/TO CORRECT FUN	0.00	677,276.90	677,276.90CR	
4100R0000	3262	0000	00000	00000	00000	FOOD SERVICES/TO CORRECT FUN	0.00	221,857.86	221,857.86CR	
4100R0000	3263	0000	00000	00000	00000	FOOD SERVICES/TO CORRECT FUN	0.00	6,006.00	6,006.00CR	
4100R0000	3267	0000	00000	00000	00000	FOOD SERVICES/TO CORRECT FUN	65,923.92	112,577.06	46,653.14CR	
4100R0000	3430	0000	00000	00000	00000	FOOD SERVICES/TO CORRECT FUN	522.48	775.11	252.63CR	
4100R0000	3451	0000	00000	00000	00000	FOOD SERVICES/TO CORRECT FUN	2,164.25	762.70	1,401.55	
4100R0000	3453	0000	00000	00000	00000	FOOD SERVICES/TO CORRECT FUN	3,417.20	7,759.21	4,342.01CR	
4100R0000	3454	0000	00000	00000	00000	FOOD SERVICES/TO CORRECT FUN	67.70	219.60	151.90CR	
4100R0000	3455	0000	00000	00000	00000	FOOD SERVICES/TO CORRECT FUN	446.50	1,206.60	760.10CR	
4100R0000	3457	0000	00000	00000	00000	FOOD SERVICES/TO CORRECT FUN	190.00	310.95	120.95CR	
4100R0000	3490	0000	00000	00000	00000	FOOD SERVICES/TO CORRECT FUN	0.00	943.62	943.62CR	

<u>Fund/Func</u>	<u>Obj</u>	<u>Fac</u>	<u>Proj</u>	<u>Subpr</u>	<u>Prog</u>	<u>Fund/Function/Obj/Project</u>	<u>Debits</u>	<u>Credits</u>	<u>Net DB-CR</u>	<u>Ending Bal</u>
** Total Fund 4100 Operating Revenue							Count 11	72,732.05 1,029,695.61	956,963.56CR	
4100E7600	0110	9001	00000	00000	00000	FOOD SERVICES/SCHOOL FOOD SE	38,770.10	0.00	38,770.10	
4100E7600	0160	1012	00000	00000	00000	FOOD SERVICES/SCHOOL FOOD SE	31,998.36	2,020.44	29,977.92	
4100E7600	0160	1013	00000	00000	00000	FOOD SERVICES/SCHOOL FOOD SE	30,239.04	384.25	29,854.79	
4100E7600	0160	1022	00000	00000	00000	FOOD SERVICES/SCHOOL FOOD SE	51,751.79	0.00	51,751.79	
4100E7600	0160	1031	00000	00000	00000	FOOD SERVICES/SCHOOL FOOD SE	30,801.22	93.73	30,707.49	
4100E7600	0160	1032	00000	00000	00000	FOOD SERVICES/SCHOOL FOOD SE	26,174.31	274.94	25,899.37	
4100E7600	0160	1091	00000	00000	00000	FOOD SERVICES/SCHOOL FOOD SE	30,153.66	566.72	29,586.94	
4100E7600	0160	9001	00000	00000	00000	FOOD SERVICES/SCHOOL FOOD SE	56,678.80	765.30	55,913.50	
4100E7600	0210	1012	00000	00000	00000	FOOD SERVICES/SCHOOL FOOD SE	3,386.77	218.62	3,168.15	
4100E7600	0210	1013	00000	00000	00000	FOOD SERVICES/SCHOOL FOOD SE	3,426.81	41.58	3,385.23	
4100E7600	0210	1022	00000	00000	00000	FOOD SERVICES/SCHOOL FOOD SE	5,544.89	0.00	5,544.89	
4100E7600	0210	1031	00000	00000	00000	FOOD SERVICES/SCHOOL FOOD SE	3,079.38	10.14	3,069.24	
4100E7600	0210	1032	00000	00000	00000	FOOD SERVICES/SCHOOL FOOD SE	2,929.77	29.75	2,900.02	
4100E7600	0210	1091	00000	00000	00000	FOOD SERVICES/SCHOOL FOOD SE	2,879.53	61.32	2,818.21	
4100E7600	0210	9001	00000	00000	00000	FOOD SERVICES/SCHOOL FOOD SE	10,327.46	82.80	10,244.66	
4100E7600	0220	1012	00000	00000	00000	FOOD SERVICES/SCHOOL FOOD SE	2,433.83	154.23	2,279.60	
4100E7600	0220	1013	00000	00000	00000	FOOD SERVICES/SCHOOL FOOD SE	2,177.30	29.41	2,147.89	
4100E7600	0220	1022	00000	00000	00000	FOOD SERVICES/SCHOOL FOOD SE	3,813.62	0.00	3,813.62	
4100E7600	0220	1031	00000	00000	00000	FOOD SERVICES/SCHOOL FOOD SE	2,172.20	5.55	2,166.65	
4100E7600	0220	1032	00000	00000	00000	FOOD SERVICES/SCHOOL FOOD SE	1,928.75	19.13	1,909.62	
4100E7600	0220	1091	00000	00000	00000	FOOD SERVICES/SCHOOL FOOD SE	2,025.23	35.62	1,989.61	
4100E7600	0220	9001	00000	00000	00000	FOOD SERVICES/SCHOOL FOOD SE	7,138.93	57.76	7,081.17	
4100E7600	0230	1012	00000	00000	00000	FOOD SERVICES/SCHOOL FOOD SE	3,197.61	0.00	3,197.61	
4100E7600	0230	1013	00000	00000	00000	FOOD SERVICES/SCHOOL FOOD SE	4,539.64	0.00	4,539.64	
4100E7600	0230	1022	00000	00000	00000	FOOD SERVICES/SCHOOL FOOD SE	8,957.46	0.00	8,957.46	
4100E7600	0230	1031	00000	00000	00000	FOOD SERVICES/SCHOOL FOOD SE	6,795.74	0.00	6,795.74	
4100E7600	0230	1032	00000	00000	00000	FOOD SERVICES/SCHOOL FOOD SE	2,236.27	0.00	2,236.27	
4100E7600	0230	1091	00000	00000	00000	FOOD SERVICES/SCHOOL FOOD SE	6,864.90	0.00	6,864.90	
4100E7600	0310	9001	00000	00000	00000	FOOD SERVICES/SCHOOL FOOD SE	4,774.39	0.00	4,774.39	
4100E7600	0330	9001	00000	00000	00000	FOOD SERVICES/SCHOOL FOOD SE	2,211.66	0.00	2,211.66	
4100E7600	0350	1012	00000	00000	00000	FOOD SERVICES/SCHOOL FOOD SE	0.00	58.59	58.59CR	
4100E7600	0350	1013	00000	00000	00000	FOOD SERVICES/SCHOOL FOOD SE	1,561.47	0.00	1,561.47	
4100E7600	0350	1022	00000	00000	00000	FOOD SERVICES/SCHOOL FOOD SE	2,148.71	0.00	2,148.71	
4100E7600	0350	1031	00000	00000	00000	FOOD SERVICES/SCHOOL FOOD SE	2,147.81	0.00	2,147.81	
4100E7600	0350	1032	00000	00000	00000	FOOD SERVICES/SCHOOL FOOD SE	2,577.33	0.00	2,577.33	
4100E7600	0350	1032	00000	00000	00000	FOOD SERVICES/SCHOOL FOOD SE	9,181.57	0.00	9,181.57	
4100E7600	0350	1091	00000	00000	00000	FOOD SERVICES/SCHOOL FOOD SE	2,318.31	0.00	2,318.31	

Fund/Func	Obj	Fac	Proj	Subpr	Prog	Fund/Function/Object/Project	Debits	Credits	Net DB-CR	Ending Bal
4100E7600	0350	9001	00000	00000	00000	FOOD SERVICES/SCHOOL FOOD SE	5,605.20	0.00	5,605.20	
4100E7600	0370	9001	00000	00000	00000	FOOD SERVICES/SCHOOL FOOD SE	400.00	0.00	400.00	
4100E7600	0390	1012	00000	00000	00000	FOOD SERVICES/SCHOOL FOOD SE	1,383.02	0.00	1,383.02	
4100E7600	0390	1013	00000	00000	00000	FOOD SERVICES/SCHOOL FOOD SE	1,383.02	0.00	1,383.02	
4100E7600	0390	1022	00000	00000	00000	FOOD SERVICES/SCHOOL FOOD SE	1,383.02	0.00	1,383.02	
4100E7600	0390	1031	00000	00000	00000	FOOD SERVICES/SCHOOL FOOD SE	1,383.02	0.00	1,383.02	
4100E7600	0390	1032	00000	00000	00000	FOOD SERVICES/SCHOOL FOOD SE	1,383.02	0.00	1,383.02	
4100E7600	0390	1091	00000	00000	00000	FOOD SERVICES/SCHOOL FOOD SE	1,364.96	0.00	1,364.96	
4100E7600	0390	9001	00000	00000	00000	FOOD SERVICES/SCHOOL FOOD SE	1,680.44	0.00	1,680.44	
4100E7600	0420	1022	00000	00000	00000	FOOD SERVICES/SCHOOL FOOD SE	1,782.00	0.00	1,782.00	
4100E7600	0420	1031	00000	00000	00000	FOOD SERVICES/SCHOOL FOOD SE	436.92	0.00	436.92	
4100E7600	0420	1032	00000	00000	00000	FOOD SERVICES/SCHOOL FOOD SE	1,430.66	0.00	1,430.66	
4100E7600	0510	1012	00000	00000	00000	FOOD SERVICES/SCHOOL FOOD SE	12,017.84	12.84	12,005.00	
4100E7600	0510	1013	00000	00000	00000	FOOD SERVICES/SCHOOL FOOD SE	12,827.85	12.84	12,815.01	
4100E7600	0510	1022	00000	00000	00000	FOOD SERVICES/SCHOOL FOOD SE	12,728.99	12.84	12,716.15	
4100E7600	0510	1031	00000	00000	00000	FOOD SERVICES/SCHOOL FOOD SE	11,623.09	12.84	11,610.25	
4100E7600	0510	1032	00000	00000	00000	FOOD SERVICES/SCHOOL FOOD SE	11,740.36	12.84	11,727.52	
4100E7600	0510	1091	00000	00000	00000	FOOD SERVICES/SCHOOL FOOD SE	8,980.45	11.32	8,969.13	
4100E7600	0510	9001	00000	00000	00000	FOOD SERVICES/SCHOOL FOOD SE	431.27	0.00	431.27	
4100E7600	0560	9001	00000	00000	00000	FOOD SERVICES/SCHOOL FOOD SE	297.50	0.00	297.50	
4100E7600	0570	1012	00000	00000	00000	FOOD SERVICES/SCHOOL FOOD SE	96,363.70	60.30	96,303.40	
4100E7600	0570	1013	00000	00000	00000	FOOD SERVICES/SCHOOL FOOD SE	86,575.23	50.25	86,524.98	
4100E7600	0570	1022	00000	00000	00000	FOOD SERVICES/SCHOOL FOOD SE	95,429.83	106.73	95,323.10	
4100E7600	0570	1031	00000	00000	00000	FOOD SERVICES/SCHOOL FOOD SE	102,209.89	0.00	102,209.89	
4100E7600	0570	1032	00000	00000	00000	FOOD SERVICES/SCHOOL FOOD SE	89,082.37	364.21	88,718.16	
4100E7600	0570	1091	00000	00000	00000	FOOD SERVICES/SCHOOL FOOD SE	75,011.61	27.70	74,983.91	
4100E7600	0570	9001	00000	00000	00000	FOOD SERVICES/SCHOOL FOOD SE	50.62	0.00	50.62	
4100E7600	0641	1013	00000	00000	00000	FOOD SERVICES/SCHOOL FOOD SE	779.98	0.00	779.98	
4100E7600	0643	1012	00000	00000	00000	FOOD SERVICES/SCHOOL FOOD SE	1,000.00	0.00	1,000.00	
4100E7600	0643	1013	00000	00000	00000	FOOD SERVICES/SCHOOL FOOD SE	1,000.00	0.00	1,000.00	
4100E7600	0643	1022	00000	00000	00000	FOOD SERVICES/SCHOOL FOOD SE	1,000.00	0.00	1,000.00	
4100E7600	0643	1031	00000	00000	00000	FOOD SERVICES/SCHOOL FOOD SE	1,000.00	0.00	1,000.00	
4100E7600	0643	1032	00000	00000	00000	FOOD SERVICES/SCHOOL FOOD SE	1,000.00	0.00	1,000.00	
4100E7600	0643	1091	00000	00000	00000	FOOD SERVICES/SCHOOL FOOD SE	1,000.00	0.00	1,000.00	
4100E7600	0643	9001	00000	00000	00000	FOOD SERVICES/SCHOOL FOOD SE	1,428.99	0.00	1,428.99	
4100E7600	0644	1031	00000	00000	00000	FOOD SERVICES/SCHOOL FOOD SE	196.00	0.00	196.00	
4100E7600	0644	1091	00000	00000	00000	FOOD SERVICES/SCHOOL FOOD SE	1,170.00	585.00	585.00	
4100E7600	0730	1012	00000	00000	00000	FOOD SERVICES/SCHOOL FOOD SE	195.00	0.00	195.00	
4100E7600	0730	1013	00000	00000	00000	FOOD SERVICES/SCHOOL FOOD SE	195.00	0.00	195.00	
4100E7600	0730	1022	00000	00000	00000	FOOD SERVICES/SCHOOL FOOD SE	195.00	0.00	195.00	

Fund/Func	Obj	Fac	Proj	Subpr	Prog	Fund/Function/Object/Project	Debits	Credits	Net DB-CR	Ending Bal
4100E7600	0730	1031	00000	00000	00000	FOOD SERVICES/SCHOOL FOOD SE	195.00	0.00	195.00	
4100E7600	0730	1032	00000	00000	00000	FOOD SERVICES/SCHOOL FOOD SE	195.00	0.00	195.00	
4100E7600	0730	1091	00000	00000	00000	FOOD SERVICES/SCHOOL FOOD SE	195.00	0.00	195.00	
4100E7600	0730	9001	00000	00000	00000	FOOD SERVICES/SCHOOL FOOD SE	5,000.00	0.00	5,000.00	
4100E7600	0750	1012	00000	00000	00000	FOOD SERVICES/SCHOOL FOOD SE	890.31	0.00	890.31	
4100E7600	0750	1013	00000	00000	00000	FOOD SERVICES/SCHOOL FOOD SE	60.00	0.00	60.00	
4100E7600	0750	1022	00000	00000	00000	FOOD SERVICES/SCHOOL FOOD SE	900.44	0.00	900.44	
4100E7600	0750	1031	00000	00000	00000	FOOD SERVICES/SCHOOL FOOD SE	240.50	0.00	240.50	
4100E7600	0750	1032	00000	00000	00000	FOOD SERVICES/SCHOOL FOOD SE	450.00	0.00	450.00	
4100E7600	0750	1091	00000	00000	00000	FOOD SERVICES/SCHOOL FOOD SE	1,142.36	0.00	1,142.36	
** Total Fund 4100 Operating Expenses Count 87							1,063,759.08	6,179.59	1,057,579.49	
** Total Fund 4100 Operating Statement Count 98							1,136,491.13	1,035,875.20	100,615.93	

Fund/Func	Obj	Fac	Proj	Subpr	Prog	Fund/Function/Object/Project	Debits	Credits	Net DB-CR	Ending Bal
4200A1111	0001	0000	00000	00000	00000	OTHER SPECIAL REVENUE/CASH/F	1,390,611.21	1,223,050.07	167,561.14	168,165.14
4200A1111	0002	0000	00000	00000	00000	OTHER SPECIAL REVENUE/CASH/P	808,550.71	790,679.52	17,871.19	47,366.75
4200A1111	0003	0000	00000	00000	00000	OTHER SPECIAL REVENUE/CASH/A	609,193.45	602,544.31	6,649.14	3,387.92
4200A1141	0000	0000	00000	00000	00000	OTHER SPECIAL REVENUE/DUE FR	1,297,961.13	1,394,265.27	96,304.14CR	0.00
4200A1164	0000	0000	00000	00000	00000	OTHER SPECIAL REVENUE/INVEST	1.98	0.00	1.98	4,035.64
4200A1220	0000	0000	00000	00000	00000	OTHER SPECIAL REVENUE/DUE FR	0.00	130,088.70	130,088.70CR	0.00
4200A1210	0000	0000	00000	00000	00000	OTHER SPECIAL REVENUE/SAL, B	770,108.13	770,108.13	0.00	0.00
4200A1210	0000	0000	00000	00000	00000	OTHER SPECIAL REVENUE/ACCON	336,548.29	336,548.29	0.00	0.00
4200A1216	0000	0000	00000	00000	00000	OTHER SPECIAL REVENUE/DUE TO	1,394,265.27	1,390,089.95	4,175.32	210,000.00CR
4200A1210	0000	0000	00000	00000	00000	OTHER SPECIAL REVENUE/FEDERA	44,420.23	44,420.23	0.00	0.00
4200A1211	0000	0000	00000	00000	00000	OTHER SPECIAL REVENUE/F.I.C.	86,370.81	86,323.81	47.00	57.73CR
4200A1212	0000	0000	00000	00000	00000	OTHER SPECIAL REVENUE/RETIRE	63,337.28	81,226.32	17,889.04CR	17,889.04CR
4200A1213	0000	0000	00000	00000	00000	OTHER SPECIAL REVENUE/INSURA	123,892.57	86,995.36	36,897.21	6,087.58CR
4200A1214	0000	0000	00000	00000	00000	OTHER SPECIAL REVENUE/ANNUIT	15,467.25	15,467.25	0.00	0.00
4200A1215	0000	0000	00000	00000	00000	OTHER SPECIAL REVENUE/PROFES	2,595.58	2,595.58	0.00	0.00
4200A1217	0000	0000	00000	00000	00000	OTHER SPECIAL REVENUE/FOUNDA	318.08	318.08	0.00	0.00
4200A1520	0000	0000	00000	00000	00000	OTHER SPECIAL REVENUE/ENCUMB	325,402.76	323,343.69	2,059.07	3,752.21
4200A1530	0000	0000	00000	00000	00000	OTHER SPECIAL REVENUE/EXPEND	1,091,096.76	16,251.28	1,074,845.48	28,547,597.49
4200Q2520	0000	0000	00000	00000	00000	OTHER SPECIAL REVENUE/REVENU	59.24	1,063,825.82	1,063,766.58CR	28,255,816.19CR
4200Q2720	0000	0000	00000	00000	00000	OTHER SPECIAL REVENUE/RESEAR	323,343.69	325,402.76	2,059.07CR	3,752.21CR
4200Q2760	0000	0000	00000	00000	00000	OTHER SPECIAL REVENUE/ONRESE	0.00	0.00	0.00	280,702.40CR
** Total Fund 4200 Balance Sheet							8,683,544.42	8,683,544.42	0.00	0.00
4200R0000	3200	0000	00000	00000	00000	OTHER SPECIAL REVENUE/TO COR	59.24	1,063,755.58	1,063,696.34CR	
4200R0000	3430	0000	00000	00000	00000	OTHER SPECIAL REVENUE/TO COR	0.00	70.24	70.24CR	
** Total Fund 4200 Operating Revenue							59.24	1,063,825.82	1,063,766.58CR	
4200E5100	0120	0013	04202	00000	00000	OTHER SPECIAL REVENUE/K-12 I	20,305.68	0.00	20,305.68	
4200E5100	0120	0031	04202	00000	00000	OTHER SPECIAL REVENUE/K-12 I	23,838.09	0.00	23,838.09	
4200E5100	0120	0091	04202	00000	00000	OTHER SPECIAL REVENUE/K-12 I	48,013.68	0.00	48,013.68	
4200E5100	0150	0012	04230	00000	00000	OTHER SPECIAL REVENUE/K-12 I	6,547.28	0.00	6,547.28	
4200E5100	0150	0013	04202	00000	00000	OTHER SPECIAL REVENUE/K-12 I	21,282.28	0.00	21,282.28	
4200E5100	0150	0031	04202	00000	00000	OTHER SPECIAL REVENUE/K-12 I	16,741.41	226.05	16,515.36	
4200E5100	0150	0091	04202	00000	00000	OTHER SPECIAL REVENUE/K-12 I	24,715.84	0.00	24,715.84	
4200E5100	0210	0012	04230	00000	00000	OTHER SPECIAL REVENUE/K-12 I	708.40	0.00	708.40	
4200E5100	0210	0013	04202	00000	00000	OTHER SPECIAL REVENUE/K-12 I	4,486.35	0.00	4,486.35	
4200E5100	0210	0031	04202	00000	00000	OTHER SPECIAL REVENUE/K-12 I	4,424.92	24.46	4,400.46	
4200E5100	0210	0091	04202	00000	00000	OTHER SPECIAL REVENUE/K-12 I	8,681.56	0.00	8,681.56	

Fund/Func	Obj	Fac	Proj	Subpr	Prog	Fund/Function/Obj/Proj	Debits	Credits	Net DB-CR	Ending Bal
4200E5100	0220	0012	04230	00000	00000	OTHER SPECIAL REVENUE/K-12 I	444.36	0.00	444.36	
4200E5100	0220	0013	04202	00000	00000	OTHER SPECIAL REVENUE/K-12 I	2,946.68	0.00	2,946.68	
4200E5100	0220	0031	04202	00000	00000	OTHER SPECIAL REVENUE/K-12 I	2,995.03	17.30	2,977.73	
4200E5100	0220	0032	04135	00000	00000	OTHER SPECIAL REVENUE/K-12 I	48.19	48.19	0.00	
4200E5100	0220	0091	04202	00000	00000	OTHER SPECIAL REVENUE/K-12 I	5,258.14	0.00	5,258.14	
4200E5100	0220	9001	04235	00000	00000	OTHER SPECIAL REVENUE/K-12 I	211.90	0.00	211.90	
4200E5100	0230	0012	04230	00000	00000	OTHER SPECIAL REVENUE/K-12 I	1,884.12	0.00	1,884.12	
4200E5100	0230	0013	04202	00000	00000	OTHER SPECIAL REVENUE/K-12 I	7,172.20	0.00	7,172.20	
4200E5100	0230	0031	04202	00000	00000	OTHER SPECIAL REVENUE/K-12 I	2,491.16	0.00	2,491.16	
4200E5100	0230	0091	04202	00000	00000	OTHER SPECIAL REVENUE/K-12 I	8,849.40	0.00	8,849.40	
4200E5100	0369	0013	04202	00000	00000	OTHER SPECIAL REVENUE/K-12 I	37,288.99	0.00	37,288.99	
4200E5100	0369	0091	04202	00000	00000	OTHER SPECIAL REVENUE/K-12 I	55,868.69	0.00	55,868.69	
4200E5100	0369	9001	04235	00000	00000	OTHER SPECIAL REVENUE/K-12 I	36,544.61	0.00	36,544.61	
4200E5100	0510	0001	04202	00000	00000	OTHER SPECIAL REVENUE/K-12 I	34,936.16	0.00	34,936.16	
4200E5100	0510	0013	04202	00000	00000	OTHER SPECIAL REVENUE/K-12 I	16,588.41	0.00	16,588.41	
4200E5100	0510	0031	04202	00000	00000	OTHER SPECIAL REVENUE/K-12 I	26,969.52	0.00	26,969.52	
4200E5100	0510	0091	04135	00000	00000	OTHER SPECIAL REVENUE/K-12 I	17,500.43	0.00	17,500.43	
4200E5100	0510	9001	04202	00000	00000	OTHER SPECIAL REVENUE/K-12 I	1,093.91	0.77	1,093.14	
4200E5100	0510	9001	04230	00000	00000	OTHER SPECIAL REVENUE/K-12 I	1,288.68	4,370.25	3,081.57CR	
4200E5100	0730	9001	04230	00000	00000	OTHER SPECIAL REVENUE/K-12 I	891.64	0.00	891.64	
4200E5100	0750	0032	04135	00000	00000	OTHER SPECIAL REVENUE/K-12 I	1,005.00	0.00	1,005.00	
4200E5100	0750	0091	04202	00000	00000	OTHER SPECIAL REVENUE/K-12 I	629.93	629.93	0.00	
4200E5100	0750	9001	04235	00000	00000	OTHER SPECIAL REVENUE/K-12 I	662.75	0.00	662.75	
4200E5200	0120	0012	04204	00000	00000	OTHER SPECIAL REVENUE/EXCEPT	2,769.36	0.00	2,769.36	
4200E5200	0120	0013	04204	00000	00000	OTHER SPECIAL REVENUE/EXCEPT	2,584.40	0.00	2,584.40	
4200E5200	0120	0031	04204	00000	00000	OTHER SPECIAL REVENUE/EXCEPT	738.40	0.00	738.40	
4200E5200	0120	0032	04204	00000	00000	OTHER SPECIAL REVENUE/EXCEPT	17,152.16	0.00	17,152.16	
4200E5200	0120	0091	04204	00000	00000	OTHER SPECIAL REVENUE/EXCEPT	1,553.32	0.00	1,553.32	
4200E5200	0120	0032	04204	00000	00000	OTHER SPECIAL REVENUE/EXCEPT	2,215.20	0.00	2,215.20	
4200E5200	0120	0091	04204	00000	00000	OTHER SPECIAL REVENUE/EXCEPT	1,107.60	0.00	1,107.60	
4200E5200	0150	0012	04204	00000	00000	OTHER SPECIAL REVENUE/EXCEPT	13,837.46	0.00	13,837.46	
4200E5200	0150	0013	04204	00000	00000	OTHER SPECIAL REVENUE/EXCEPT	651.69	0.00	651.69	
4200E5200	0150	0022	04204	00000	00000	OTHER SPECIAL REVENUE/EXCEPT	37,270.06	0.00	37,270.06	
4200E5200	0150	0022	04205	00000	00000	OTHER SPECIAL REVENUE/EXCEPT	6,948.99	0.00	6,948.99	
4200E5200	0150	0031	04204	00000	00000	OTHER SPECIAL REVENUE/EXCEPT	640.00	0.00	640.00	
4200E5200	0150	0032	04204	00000	00000	OTHER SPECIAL REVENUE/EXCEPT	14,745.34	0.00	14,745.34	
4200E5200	0150	0091	04204	00000	00000	OTHER SPECIAL REVENUE/EXCEPT	15,557.44	0.00	15,557.44	
4200E5200	0210	0012	04204	00000	00000	OTHER SPECIAL REVENUE/EXCEPT	1,776.56	0.00	1,776.56	
4200E5200	0210	0013	04204	00000	00000	OTHER SPECIAL REVENUE/EXCEPT	150.40	0.00	150.40	
4200E5200	0210	0022	04204	00000	00000	OTHER SPECIAL REVENUE/EXCEPT	6,304.38	0.00	6,304.38	

<u>Fund/Func</u>	<u>Obj</u>	<u>Fac</u>	<u>Proj</u>	<u>Subpr</u>	<u>Prog</u>	<u>Fund/Function/Objct/Project</u>	<u>Debits</u>	<u>Credits</u>	<u>Net DB-CR</u>	<u>Ending Bal</u>
4200E5200	0210	0022	04205	00000	00000	OTHER SPECIAL REVENUE/EXCEPT	752.30	0.00	752.30	
4200E5200	0210	0031	04204	00000	00000	OTHER SPECIAL REVENUE/EXCEPT	230.83	0.00	230.83	
4200E5200	0210	0032	04204	00000	00000	OTHER SPECIAL REVENUE/EXCEPT	1,848.06	0.00	1,848.06	
4200E5200	0210	0091	04204	00000	00000	OTHER SPECIAL REVENUE/EXCEPT	1,824.50	0.00	1,824.50	
4200E5200	0220	0012	04204	00000	00000	OTHER SPECIAL REVENUE/EXCEPT	1,233.70	0.00	1,233.70	
4200E5200	0220	0013	04204	00000	00000	OTHER SPECIAL REVENUE/EXCEPT	98.78	0.00	98.78	
4200E5200	0220	0022	04204	00000	00000	OTHER SPECIAL REVENUE/EXCEPT	3,999.15	0.00	3,999.15	
4200E5200	0220	0022	04205	00000	00000	OTHER SPECIAL REVENUE/EXCEPT	520.30	0.00	520.30	
4200E5200	0220	0031	04204	00000	00000	OTHER SPECIAL REVENUE/EXCEPT	159.91	0.00	159.91	
4200E5200	0220	0032	04204	00000	00000	OTHER SPECIAL REVENUE/EXCEPT	1,470.35	0.00	1,470.35	
4200E5200	0220	0091	04204	00000	00000	OTHER SPECIAL REVENUE/EXCEPT	1,165.65	0.00	1,165.65	
4200E5200	0230	0012	04204	00000	00000	OTHER SPECIAL REVENUE/EXCEPT	41.48	0.00	41.48	
4200E5200	0230	0022	04204	00000	00000	OTHER SPECIAL REVENUE/EXCEPT	5,355.60	275.51	5,080.09	
4200E5200	0230	0022	04205	00000	00000	OTHER SPECIAL REVENUE/EXCEPT	801.45	221.55	579.90	
4200E5200	0230	0032	04204	00000	00000	OTHER SPECIAL REVENUE/EXCEPT	2,536.10	0.00	2,536.10	
4200E5200	0230	0091	04204	00000	00000	OTHER SPECIAL REVENUE/EXCEPT	2,947.21	0.00	2,947.21	
4200E5200	0390	9006	04204	00000	00000	OTHER SPECIAL REVENUE/EXCEPT	25.00	0.00	25.00	
4200E5200	0510	0022	04205	00000	00000	OTHER SPECIAL REVENUE/EXCEPT	408.98	0.00	408.98	
4200E5200	0510	9006	04204	00000	00000	OTHER SPECIAL REVENUE/EXCEPT	2,453.45	0.00	2,453.45	
4200E5200	0519	9006	04204	00000	00000	OTHER SPECIAL REVENUE/EXCEPT	1,309.11	0.00	1,309.11	
4200E5200	0641	9006	04204	00000	00000	OTHER SPECIAL REVENUE/EXCEPT	862.54	0.00	862.54	
4200E5200	0642	9006	04204	00000	00000	OTHER SPECIAL REVENUE/EXCEPT	878.14	0.00	878.14	
4200E5200	0643	9006	04204	00000	00000	OTHER SPECIAL REVENUE/EXCEPT	2,517.00	0.00	2,517.00	
4200E5200	0644	9006	04204	00000	00000	OTHER SPECIAL REVENUE/EXCEPT	1,410.00	0.00	1,410.00	
4200E5200	0750	0022	04204	00000	00000	OTHER SPECIAL REVENUE/EXCEPT	327.10	0.00	327.10	
4200E5200	0750	0032	04204	00000	00000	OTHER SPECIAL REVENUE/EXCEPT	4,872.24	0.00	4,872.24	
4200E5300	0120	0012	04101	00000	00000	OTHER SPECIAL REVENUE/CAREER	5,017.95	0.00	5,017.95	
4200E5300	0120	0012	04201	00000	00000	OTHER SPECIAL REVENUE/CAREER	3,228.32	0.00	3,228.32	
4200E5300	0120	0012	04219	00000	00000	OTHER SPECIAL REVENUE/CAREER	9,684.96	0.00	9,684.96	
4200E5300	0150	0012	04201	00000	00000	OTHER SPECIAL REVENUE/CAREER	2,952.39	0.00	2,952.39	
4200E5300	0210	0012	04101	00000	00000	OTHER SPECIAL REVENUE/CAREER	542.93	0.00	542.93	
4200E5300	0210	0012	04201	00000	00000	OTHER SPECIAL REVENUE/CAREER	668.80	0.00	668.80	
4200E5300	0210	0012	04219	00000	00000	OTHER SPECIAL REVENUE/CAREER	1,047.89	0.00	1,047.89	
4200E5300	0220	0012	04101	00000	00000	OTHER SPECIAL REVENUE/CAREER	383.93	0.00	383.93	
4200E5300	0220	0012	04201	00000	00000	OTHER SPECIAL REVENUE/CAREER	464.86	0.00	464.86	
4200E5300	0220	0012	04219	00000	00000	OTHER SPECIAL REVENUE/CAREER	740.82	0.00	740.82	
4200E5300	0230	0012	04201	00000	00000	OTHER SPECIAL REVENUE/CAREER	484.47	0.00	484.47	
4200E5300	0230	0012	04219	00000	00000	OTHER SPECIAL REVENUE/CAREER	6.86	0.00	6.86	
4200E5300	0330	0012	04101	00000	00000	OTHER SPECIAL REVENUE/CAREER	1,650.09	0.00	1,650.09	
4200E5300	0330	0012	04201	00000	00000	OTHER SPECIAL REVENUE/CAREER	0.00	318.00	318.00CR	

Fund/Fnc	Obj	Fac	Proj	Subpr	Prog	Fund/Function/Object/Project	Debits	Credits	Net DB-CR	Ending Bal
4200E5300	0369	0012	04201	00000	00000	OTHER SPECIAL REVENUE/CAREER	7,206.00	0.00	7,206.00	
4200E5300	0510	0012	04101	00000	00000	OTHER SPECIAL REVENUE/CAREER	1,493.18	0.00	1,493.18	
4200E5300	0510	0012	04201	00000	00000	OTHER SPECIAL REVENUE/CAREER	400.20	0.00	400.20	
4200E5300	0510	0032	04101	00000	00000	OTHER SPECIAL REVENUE/CAREER	32.23	0.00	32.23	
4200E5300	0520	0012	04119	00000	00000	OTHER SPECIAL REVENUE/CAREER	2,129.51	0.00	2,129.51	
4200E5300	0641	0012	04201	00000	00000	OTHER SPECIAL REVENUE/CAREER	1,856.00	0.00	1,856.00	
4200E5300	0642	0012	04201	00000	00000	OTHER SPECIAL REVENUE/CAREER	341.00	0.00	341.00	
4200E5300	0649	0012	04101	00000	00000	OTHER SPECIAL REVENUE/CAREER	2,276.00	0.00	2,276.00	
4200E5300	0730	0012	04101	00000	00000	OTHER SPECIAL REVENUE/CAREER	3,231.00	0.00	3,231.00	
4200E5300	0730	0012	04201	00000	00000	OTHER SPECIAL REVENUE/CAREER	1,100.00	0.00	1,100.00	
4200E5400	0120	0011	04103	00000	00000	OTHER SPECIAL REVENUE/ADULT	1,158.12	0.00	1,158.12	
4200E5400	0120	0011	04121	00000	00000	OTHER SPECIAL REVENUE/ADULT	2,782.91	0.00	2,782.91	
4200E5400	0120	0011	04203	00000	00000	OTHER SPECIAL REVENUE/ADULT	9,724.46	0.00	9,724.46	
4200E5400	0120	0011	04221	00000	00000	OTHER SPECIAL REVENUE/ADULT	5,571.07	0.00	5,571.07	
4200E5400	0150	0011	04121	00000	00000	OTHER SPECIAL REVENUE/ADULT	389.58	0.00	389.58	
4200E5400	0150	0011	04203	00000	00000	OTHER SPECIAL REVENUE/ADULT	8,855.07	0.00	8,855.07	
4200E5400	0150	0011	04221	00000	00000	OTHER SPECIAL REVENUE/ADULT	3,999.15	425.25	3,573.90	
4200E5400	0210	0011	04103	00000	00000	OTHER SPECIAL REVENUE/ADULT	125.30	0.00	125.30	
4200E5400	0210	0011	04121	00000	00000	OTHER SPECIAL REVENUE/ADULT	343.26	0.00	343.26	
4200E5400	0210	0011	04203	00000	00000	OTHER SPECIAL REVENUE/ADULT	2,010.36	0.00	2,010.36	
4200E5400	0220	0011	04221	00000	00000	OTHER SPECIAL REVENUE/ADULT	1,035.54	46.01	989.53	
4200E5400	0220	0011	04103	00000	00000	OTHER SPECIAL REVENUE/ADULT	88.60	0.00	88.60	
4200E5400	0220	0011	04121	00000	00000	OTHER SPECIAL REVENUE/ADULT	242.73	0.00	242.73	
4200E5400	0220	0011	04203	00000	00000	OTHER SPECIAL REVENUE/ADULT	1,405.54	0.00	1,405.54	
4200E5400	0230	0011	04203	00000	00000	OTHER SPECIAL REVENUE/ADULT	725.87	32.54	693.33	
4200E5400	0230	0011	04221	00000	00000	OTHER SPECIAL REVENUE/ADULT	965.58	0.00	965.58	
4200E5400	0230	0011	04221	00000	00000	OTHER SPECIAL REVENUE/ADULT	386.89	0.00	386.89	
4200E5400	0369	0011	04121	00000	00000	OTHER SPECIAL REVENUE/ADULT	2,905.00	0.00	2,905.00	
4200E5400	0369	0011	04203	00000	00000	OTHER SPECIAL REVENUE/ADULT	2,487.50	0.00	2,487.50	
4200E5400	0510	0011	04103	00000	00000	OTHER SPECIAL REVENUE/ADULT	260.95	0.00	260.95	
4200E5400	0510	0011	04121	00000	00000	OTHER SPECIAL REVENUE/ADULT	513.77	0.00	513.77	
4200E5400	0510	0011	04203	00000	00000	OTHER SPECIAL REVENUE/ADULT	399.98	0.00	399.98	
4200E6120	0130	0012	04204	00000	00000	OTHER SPECIAL REVENUE/GUIDAN	5,294.24	0.00	5,294.24	
4200E6120	0130	0022	04204	00000	00000	OTHER SPECIAL REVENUE/GUIDAN	2,379.70	290.20	2,089.50	
4200E6120	0130	0032	04204	00000	00000	OTHER SPECIAL REVENUE/GUIDAN	1,485.91	0.00	1,485.91	
4200E6120	0130	9006	04204	00000	00000	OTHER SPECIAL REVENUE/GUIDAN	1,138.19	0.00	1,138.19	
4200E6120	0150	0013	04204	00000	00000	OTHER SPECIAL REVENUE/GUIDAN	5,317.92	0.00	5,317.92	
4200E6120	0150	0032	04204	00000	00000	OTHER SPECIAL REVENUE/GUIDAN	2,486.37	0.00	2,486.37	
4200E6120	0150	0091	04204	00000	00000	OTHER SPECIAL REVENUE/GUIDAN	4,954.50	0.00	4,954.50	
4200E6120	0210	0012	04204	00000	00000	OTHER SPECIAL REVENUE/GUIDAN	572.84	0.00	572.84	

<u>Fund/Func</u>	<u>Obj</u>	<u>Fac</u>	<u>Proj</u>	<u>Subpr</u>	<u>Prog</u>	<u>Fund/Function/Object/Project</u>	<u>Debits</u>	<u>Credits</u>	<u>Net DB-CR</u>	<u>Ending Bal</u>
4200E6120	0210	0013	04204	00000	00000	OTHER SPECIAL REVENUE/GUIDAN	975.33	0.00	975.33	
4200E6120	0210	0022	04204	00000	00000	OTHER SPECIAL REVENUE/GUIDAN	257.49	31.40	226.09	
4200E6120	0210	0032	04204	00000	00000	OTHER SPECIAL REVENUE/GUIDAN	429.79	0.00	429.79	
4200E6120	0210	0091	04204	00000	00000	OTHER SPECIAL REVENUE/GUIDAN	908.64	0.00	908.64	
4200E6120	0210	9006	04204	00000	00000	OTHER SPECIAL REVENUE/GUIDAN	123.15	0.00	123.15	
4200E6120	0220	0012	04204	00000	00000	OTHER SPECIAL REVENUE/GUIDAN	405.02	0.00	405.02	
4200E6120	0220	0013	04204	00000	00000	OTHER SPECIAL REVENUE/GUIDAN	388.06	0.00	388.06	
4200E6120	0220	0022	04204	00000	00000	OTHER SPECIAL REVENUE/GUIDAN	182.04	22.20	159.84	
4200E6120	0220	0032	04204	00000	00000	OTHER SPECIAL REVENUE/GUIDAN	303.85	0.00	303.85	
4200E6120	0220	0091	04204	00000	00000	OTHER SPECIAL REVENUE/GUIDAN	303.11	0.00	303.11	
4200E6120	0220	9006	04204	00000	00000	OTHER SPECIAL REVENUE/GUIDAN	87.08	0.00	87.08	
4200E6120	0230	0013	04204	00000	00000	OTHER SPECIAL REVENUE/GUIDAN	194.32	0.00	194.32	
4200E6120	0230	0091	04204	00000	00000	OTHER SPECIAL REVENUE/GUIDAN	1,233.40	0.00	1,233.40	
4200E6120	0350	9006	04204	00000	00000	OTHER SPECIAL REVENUE/GUIDAN	78.18	0.00	78.18	
4200E6120	0370	9006	04204	00000	00000	OTHER SPECIAL REVENUE/GUIDAN	1,925.00	0.00	1,925.00	
4200E6130	0160	0022	04204	00000	00000	OTHER SPECIAL REVENUE/HEALTH	1,537.14	0.00	1,537.14	
4200E6130	0210	0022	04204	00000	00000	OTHER SPECIAL REVENUE/HEALTH	166.32	0.00	166.32	
4200E6130	0220	0022	04204	00000	00000	OTHER SPECIAL REVENUE/HEALTH	117.58	0.00	117.58	
4200E6140	0130	9006	04204	00000	00000	OTHER SPECIAL REVENUE/PSYCHO	35,584.52	388.92	35,195.60	
4200E6140	0210	9006	04204	00000	00000	OTHER SPECIAL REVENUE/PSYCHO	4,023.76	42.08	3,981.68	
4200E6140	0220	9006	04204	00000	00000	OTHER SPECIAL REVENUE/PSYCHO	2,634.33	27.24	2,607.09	
4200E6140	0230	9006	04204	00000	00000	OTHER SPECIAL REVENUE/PSYCHO	1,999.83	0.00	1,999.83	
4200E6140	0590	9006	04204	00000	00000	OTHER SPECIAL REVENUE/PSYCHO	10,141.14	0.00	10,141.14	
4200E6150	0390	0013	04202	00000	00000	OTHER SPECIAL REVENUE/PARENT	752.50	0.00	752.50	
4200E6150	0390	0031	04202	00000	00000	OTHER SPECIAL REVENUE/PARENT	840.00	0.00	840.00	
4200E6150	0390	0091	04202	00000	00000	OTHER SPECIAL REVENUE/PARENT	577.50	0.00	577.50	
4200E6150	0390	9001	04202	00000	00000	OTHER SPECIAL REVENUE/PARENT	585.00	0.00	585.00	
4200E6300	0110	9001	04202	00000	00000	OTHER SPECIAL REVENUE/INSTR	15,926.20	0.00	15,926.20	
4200E6300	0130	0013	04202	00000	00000	OTHER SPECIAL REVENUE/INSTR	3,509.68	0.00	3,509.68	
4200E6300	0130	0031	04202	00000	00000	OTHER SPECIAL REVENUE/INSTR	3,509.68	0.00	3,509.68	
4200E6300	0130	0091	04202	00000	00000	OTHER SPECIAL REVENUE/INSTR	3,509.76	0.00	3,509.76	
4200E6300	0130	9006	04204	00000	00000	OTHER SPECIAL REVENUE/INSTR	29,114.85	0.00	29,114.85	
4200E6300	0160	0013	04202	00000	00000	OTHER SPECIAL REVENUE/INSTR	2,243.48	2,243.48	0.00	
4200E6300	0160	0031	04202	00000	00000	OTHER SPECIAL REVENUE/INSTR	2,975.12	2,975.12	0.00	
4200E6300	0160	0091	04202	00000	00000	OTHER SPECIAL REVENUE/INSTR	1,121.70	1,121.70	0.00	
4200E6300	0160	9001	04202	00000	00000	OTHER SPECIAL REVENUE/INSTR	16,887.35	284.64	16,602.71	
4200E6300	0210	9006	04204	00000	00000	OTHER SPECIAL REVENUE/INSTR	19,690.10	0.00	19,690.10	
4200E6300	0210	0013	04202	00000	00000	OTHER SPECIAL REVENUE/INSTR	448.12	242.76	205.36	
4200E6300	0210	0031	04202	00000	00000	OTHER SPECIAL REVENUE/INSTR	527.26	321.90	205.36	
4200E6300	0210	0091	04202	00000	00000	OTHER SPECIAL REVENUE/INSTR	326.60	121.40	205.20	

<u>Fund/Func</u>	<u>Obj</u>	<u>Fac</u>	<u>Proj</u>	<u>Subpr</u>	<u>Prog</u>	<u>Fund/Function/Object/Project</u>	<u>Debits</u>	<u>Credits</u>	<u>Net DB-CR</u>	<u>Ending Bal</u>
4200E6300	0210	9001	04202	00000	00000	OTHER SPECIAL REVENUE/INST R	3,800.14	30.80	3,769.34	
4200E6300	0210	9006	04204	00000	00000	OTHER SPECIAL REVENUE/INST R	6,002.26	0.00	6,002.26	
4200E6300	0220	0013	04202	00000	00000	OTHER SPECIAL REVENUE/INST R	434.10	167.43	266.67	
4200E6300	0220	0031	04202	00000	00000	OTHER SPECIAL REVENUE/INST R	488.68	222.01	266.67	
4200E6300	0220	0091	04202	00000	00000	OTHER SPECIAL REVENUE/INST R	350.10	83.67	266.43	
4200E6300	0220	9001	04202	00000	00000	OTHER SPECIAL REVENUE/INST R	2,448.49	21.25	2,427.24	
4200E6300	0220	9006	04204	00000	00000	OTHER SPECIAL REVENUE/INST R	3,600.70	0.00	3,600.70	
4200E6300	0230	0013	04202	00000	00000	OTHER SPECIAL REVENUE/INST R	90.20	33.36	56.84	
4200E6300	0230	0031	04202	00000	00000	OTHER SPECIAL REVENUE/INST R	101.28	44.44	56.84	
4200E6300	0230	0091	04202	00000	00000	OTHER SPECIAL REVENUE/INST R	73.34	16.64	56.70	
4200E6300	0230	9001	04202	00000	00000	OTHER SPECIAL REVENUE/INST R	984.66	0.00	984.66	
4200E6300	0230	9006	04204	00000	00000	OTHER SPECIAL REVENUE/INST R	3,384.56	0.00	3,384.56	
4200E6300	0310	9006	04204	00000	00000	OTHER SPECIAL REVENUE/INST R	2,225.00	0.00	2,225.00	
4200E6300	0330	9001	04202	00000	00000	OTHER SPECIAL REVENUE/INST R	224.23	0.00	224.23	
4200E6300	0360	9006	04204	00000	00000	OTHER SPECIAL REVENUE/INST R	21,071.65	0.00	21,071.65	
4200E6300	0369	9001	04102	00000	00000	OTHER SPECIAL REVENUE/INST R	344.36	344.36	0.00	
4200E6300	0369	9001	04202	00000	00000	OTHER SPECIAL REVENUE/INST R	1,749.91	0.00	1,749.91	
4200E6300	0379	9001	04202	00000	00000	OTHER SPECIAL REVENUE/INST R	107.15	0.00	107.15	
4200E6300	0510	9001	04202	00000	00000	OTHER SPECIAL REVENUE/INST R	103.79	0.00	103.79	
4200E6300	0730	0013	04202	00000	00000	OTHER SPECIAL REVENUE/INST R	1,452.00	0.00	1,452.00	
4200E6300	0730	0031	04202	00000	00000	OTHER SPECIAL REVENUE/INST R	1,760.00	0.00	1,760.00	
4200E6300	0730	0091	04202	00000	00000	OTHER SPECIAL REVENUE/INST R	1,188.00	0.00	1,188.00	
4200E6300	0730	9001	04202	00000	00000	OTHER SPECIAL REVENUE/INST R	400.00	75.00	325.00	
4200E6400	0120	0012	04207	00000	00704	OTHER SPECIAL REVENUE/INST S	680.40	0.00	680.40	
4200E6400	0120	0013	04202	00000	00000	OTHER SPECIAL REVENUE/INST S	510.30	0.00	510.30	
4200E6400	0120	0013	04202	00000	00704	OTHER SPECIAL REVENUE/INST S	340.20	0.00	340.20	
4200E6400	0120	0022	04207	00000	00704	OTHER SPECIAL REVENUE/INST S	680.40	0.00	680.40	
4200E6400	0120	0031	04202	00000	00000	OTHER SPECIAL REVENUE/INST S	340.20	0.00	340.20	
4200E6400	0120	0032	04207	00000	00704	OTHER SPECIAL REVENUE/INST S	935.55	0.00	935.55	
4200E6400	0120	0032	04207	00000	00704	OTHER SPECIAL REVENUE/INST S	680.40	0.00	680.40	
4200E6400	0120	0032	04207	00000	00734	OTHER SPECIAL REVENUE/INST S	225.00	0.00	225.00	
4200E6400	0120	0091	04202	00000	00000	OTHER SPECIAL REVENUE/INST S	340.20	0.00	340.20	
4200E6400	0120	0091	04207	00000	00704	OTHER SPECIAL REVENUE/INST S	170.10	0.00	170.10	
4200E6400	0120	9001	04235	00000	00000	OTHER SPECIAL REVENUE/INST S	9,365.32	0.00	9,365.32	
4200E6400	0130	0012	04207	00000	00000	OTHER SPECIAL REVENUE/INST S	11,418.00	0.00	11,418.00	
4200E6400	0130	0013	04202	00000	00000	OTHER SPECIAL REVENUE/INST S	4,461.52	0.00	4,461.52	
4200E6400	0130	0013	04207	00000	00000	OTHER SPECIAL REVENUE/INST S	8,923.12	0.00	8,923.12	
4200E6400	0130	0022	04207	00000	00000	OTHER SPECIAL REVENUE/INST S	8,988.48	0.00	8,988.48	
4200E6400	0130	0031	04202	00000	00000	OTHER SPECIAL REVENUE/INST S	15,453.92	0.00	15,453.92	
4200E6400	0130	0091	04207	00000	00000	OTHER SPECIAL REVENUE/INST S	8,923.12	0.00	8,923.12	

Fund/Func	Obj	Fac	Proj	Subpr	Prog	Fund/Function/Obj/Project	Debits	Credits	Net DB-CR	Ending Bal
4200E6400	0130	9001	04202	00000	00000	OTHER SPECIAL REVENUE/INST S	6,338.48	0.00	6,338.48	
4200E6400	0210	0012	04207	00000	00000	OTHER SPECIAL REVENUE/INST S	1,235.44	0.00	1,235.44	
4200E6400	0210	0012	04207	00000	00704	OTHER SPECIAL REVENUE/INST S	73.60	0.00	73.60	
4200E6400	0210	0013	04202	00000	00000	OTHER SPECIAL REVENUE/INST S	537.92	0.00	537.92	
4200E6400	0210	0013	04207	00000	00000	OTHER SPECIAL REVENUE/INST S	965.52	0.00	965.52	
4200E6400	0210	0013	04207	00000	00704	OTHER SPECIAL REVENUE/INST S	36.80	0.00	36.80	
4200E6400	0210	0022	04207	00000	00000	OTHER SPECIAL REVENUE/INST S	972.56	0.00	972.56	
4200E6400	0210	0022	04207	00000	00704	OTHER SPECIAL REVENUE/INST S	73.61	0.00	73.61	
4200E6400	0210	0031	04202	00000	00000	OTHER SPECIAL REVENUE/INST S	1,726.39	0.00	1,726.39	
4200E6400	0210	0031	04207	00000	00704	OTHER SPECIAL REVENUE/INST S	101.22	0.00	101.22	
4200E6400	0210	0032	04207	00000	00704	OTHER SPECIAL REVENUE/INST S	73.61	0.00	73.61	
4200E6400	0210	0031	04202	00000	00000	OTHER SPECIAL REVENUE/INST S	36.80	0.00	36.80	
4200E6400	0210	0031	04207	00000	00000	OTHER SPECIAL REVENUE/INST S	1,636.48	0.00	1,636.48	
4200E6400	0210	0031	04207	00000	00704	OTHER SPECIAL REVENUE/INST S	9.95	0.00	9.95	
4200E6400	0210	9001	04202	00000	00000	OTHER SPECIAL REVENUE/INST S	685.84	0.00	685.84	
4200E6400	0210	9001	04235	00000	00000	OTHER SPECIAL REVENUE/INST S	1,009.76	0.00	1,009.76	
4200E6400	0220	0012	04207	00000	00000	OTHER SPECIAL REVENUE/INST S	722.30	0.00	722.30	
4200E6400	0220	0012	04207	00000	00704	OTHER SPECIAL REVENUE/INST S	51.89	0.00	51.89	
4200E6400	0220	0013	04202	00000	00000	OTHER SPECIAL REVENUE/INST S	503.54	0.00	503.54	
4200E6400	0220	0013	04207	00000	00000	OTHER SPECIAL REVENUE/INST S	645.20	0.00	645.20	
4200E6400	0220	0013	04207	00000	00704	OTHER SPECIAL REVENUE/INST S	26.04	0.00	26.04	
4200E6400	0220	0022	04207	00000	00000	OTHER SPECIAL REVENUE/INST S	654.48	0.00	654.48	
4200E6400	0220	0022	04207	00000	00704	OTHER SPECIAL REVENUE/INST S	52.08	0.00	52.08	
4200E6400	0220	0031	04202	00000	00000	OTHER SPECIAL REVENUE/INST S	1,285.46	0.00	1,285.46	
4200E6400	0220	0031	04207	00000	00704	OTHER SPECIAL REVENUE/INST S	71.29	0.00	71.29	
4200E6400	0220	0032	04207	00000	00704	OTHER SPECIAL REVENUE/INST S	52.08	0.00	52.08	
4200E6400	0220	0032	04207	00000	00734	OTHER SPECIAL REVENUE/INST S	17.10	0.00	17.10	
4200E6400	0220	0031	04202	00000	00000	OTHER SPECIAL REVENUE/INST S	152.00	0.00	152.00	
4200E6400	0220	0031	04207	00000	00000	OTHER SPECIAL REVENUE/INST S	568.52	0.00	568.52	
4200E6400	0220	0031	04207	00000	00704	OTHER SPECIAL REVENUE/INST S	13.02	0.00	13.02	
4200E6400	0220	0031	04207	00000	00708	OTHER SPECIAL REVENUE/INST S	6.45	0.00	6.45	
4200E6400	0220	9001	04202	00000	00000	OTHER SPECIAL REVENUE/INST S	458.25	0.00	458.25	
4200E6400	0220	9001	04235	00000	00000	OTHER SPECIAL REVENUE/INST S	862.47	0.00	862.47	
4200E6400	0230	0012	04207	00000	00000	OTHER SPECIAL REVENUE/INST S	2,312.31	0.00	2,312.31	
4200E6400	0230	0013	04202	00000	00000	OTHER SPECIAL REVENUE/INST S	482.16	0.00	482.16	
4200E6400	0230	0013	04207	00000	00000	OTHER SPECIAL REVENUE/INST S	964.39	0.00	964.39	
4200E6400	0230	0022	04207	00000	00000	OTHER SPECIAL REVENUE/INST S	1,136.41	172.21	964.20	
4200E6400	0230	0031	04202	00000	00000	OTHER SPECIAL REVENUE/INST S	1,928.57	0.00	1,928.57	
4200E6400	0230	0031	04207	00000	00000	OTHER SPECIAL REVENUE/INST S	1,431.92	0.00	1,431.92	
4200E6400	0230	9001	04202	00000	00000	OTHER SPECIAL REVENUE/INST S	482.02	0.00	482.02	

Fund/Func	Obj	Fac	Proj	Subpr	Prog	Fund/function/Object/Project	Debits	Credits	Net DB-CR	Ending Bal
4200E6400	0330	0031	04102	00000	00000	OTHER SPECIAL REVENUE/INST S	231.26	231.26	0.00	
4200E6400	0330	9001	04207	00000	00000	OTHER SPECIAL REVENUE/INST S	225.00	0.00	225.00	
4200E6400	0369	9001	04235	00000	00000	OTHER SPECIAL REVENUE/INST S	7,110.00	0.00	7,110.00	
4200E6400	0510	0022	04207	00000	00738	OTHER SPECIAL REVENUE/INST S	283.20	0.00	283.20	
4200E6400	0510	9001	04202	00000	00000	OTHER SPECIAL REVENUE/INST S	225.69	0.00	225.69	
4200E6400	0730	9001	04207	00000	00000	OTHER SPECIAL REVENUE/INST S	279.00	0.00	279.00	
4200E6400	0730	9001	04207	00000	00733	OTHER SPECIAL REVENUE/INST S	375.00	0.00	375.00	
4200E6400	0730	9001	04207	00000	00755	OTHER SPECIAL REVENUE/INST S	1,070.00	0.00	1,070.00	
4200E6400	0750	0013	04202	00000	00000	OTHER SPECIAL REVENUE/INST S	1,854.20	0.00	1,854.20	
4200E6400	0750	0031	04202	00000	00000	OTHER SPECIAL REVENUE/INST S	1,666.43	0.00	1,666.43	
4200E6400	0750	0091	04202	00000	00000	OTHER SPECIAL REVENUE/INST S	1,646.55	0.00	1,646.55	
4200E6400	0750	0091	04207	00000	00708	OTHER SPECIAL REVENUE/INST S	84.38	0.00	84.38	
4200E6400	0750	9001	04235	00000	00000	OTHER SPECIAL REVENUE/INST S	1,909.44	0.00	1,909.44	
4200E6500	0130	9006	04204	00000	00000	OTHER SPECIAL REVENUE/INSTRO	3,509.68	0.00	3,509.68	
4200E6500	0210	9006	04204	00000	00000	OTHER SPECIAL REVENUE/INSTRO	205.36	0.00	205.36	
4200E6500	0220	9006	04204	00000	00000	OTHER SPECIAL REVENUE/INSTRO	266.67	0.00	266.67	
4200E6500	0230	9006	04204	00000	00000	OTHER SPECIAL REVENUE/INSTRO	56.84	0.00	56.84	
4200E7300	0330	9001	04207	00000	00000	OTHER SPECIAL REVENUE/SCHOOL	3,600.00	0.00	3,600.00	
4200E7300	0330	9006	04204	00000	00000	OTHER SPECIAL REVENUE/STAFF	3,848.51	0.00	3,848.51	
4200E7300	0730	9006	04204	00000	00000	OTHER SPECIAL REVENUE/STAFF	944.53	60.00	884.53	
4200E7800	0160	9006	04204	00000	00000	OTHER SPECIAL REVENUE/TRANSP	7,431.11	0.00	7,431.11	
4200E7800	0160	9006	04205	00000	00000	OTHER SPECIAL REVENUE/TRANSP	2,904.59	0.00	2,904.59	
4200E7800	0210	9006	04204	00000	00000	OTHER SPECIAL REVENUE/TRANSP	804.05	0.00	804.05	
4200E7800	0210	9006	04205	00000	00000	OTHER SPECIAL REVENUE/TRANSP	314.30	0.00	314.30	
4200E7800	0220	9006	04204	00000	00000	OTHER SPECIAL REVENUE/TRANSP	497.93	0.00	497.93	
4200E7800	0220	9006	04205	00000	00000	OTHER SPECIAL REVENUE/TRANSP	214.57	0.00	214.57	
4200E7800	0230	9006	04204	00000	00000	OTHER SPECIAL REVENUE/TRANSP	1,349.81	0.00	1,349.81	
4200E7800	0230	9006	04205	00000	00000	OTHER SPECIAL REVENUE/TRANSP	116.55	0.00	116.55	
** Total Fund 4200 Operating Expenses							1,091,096.76	16,251.28	1,074,845.48	
** Total Fund 4200 Operating Statement							Count 281	1,091,156.00	1,080,077.10	11,078.90

<u>Fund/Fund Obj</u>	<u>Fac</u>	<u>Proj</u>	<u>Subpr</u>	<u>Prog</u>	<u>Fund/Function/Object/Project</u>	<u>Debits</u>	<u>Credits</u>	<u>Net DB-CR</u>	<u>Ending Bal</u>
434001530	0000	0000	00000	00000	RACE TO THE TOP-COMMON CORE/	0.00	0.00	0.00	11,891.41
434002520	0000	0000	00000	00000	RACE TO THE TOP-COMMON CORE/	0.00	0.00	0.00	11,891.41CR
** Total Fund 4340					Balance Sheet	Count	2	0.00	0.00
** Total Fund 4340					Operating Statement	Count	0	0.00	0.00

<u>Fund/Func</u>	<u>Obj</u>	<u>Fac</u>	<u>Proj</u>	<u>Subpr</u>	<u>Prog</u>	<u>Fund/Function/Object/Project</u>	<u>Debits</u>	<u>Credits</u>	<u>Net DB-CR</u>	<u>Ending Bal</u>
4350Q1530	0000	0000	00000	00000	00000	EDUCATION JOBS FUND/EXPENDIT	0.00	0.00	0.00	1,002,742.00
4350Q2520	0000	0000	00000	00000	00000	EDUCATION JOBS FUND/REVENUE/	0.00	0.00	0.00	1,002,742.00CR
** Total Fund 4350						Balance Sheet	Count	2	0.00	0.00
** Total Fund 4350						Operating Statement	Count	0	0.00	0.00

<u>Fund/Func</u>	<u>Obj</u>	<u>Fac</u>	<u>Proj</u>	<u>Subpr</u>	<u>Prog</u>	<u>Func/Function/Objct/Project</u>	<u>Debits</u>	<u>Credits</u>	<u>Net DB-CR</u>	<u>Ending Bal</u>
4410A1111	0001	0000	00000	00000	00000	Elem & Sec School Emerg Rlf	618,914.17	619,250.81	336.64CR	336.64CR
4410A1111	0002	0000	00000	00000	00000	Elem & Sec School Emerg Rlf	111,049.00	111,049.00	0.00	0.00
4410A1111	0003	0000	00000	00000	00000	Elem & Sec School Emerg Rlf	174,027.71	171,797.53	2,230.18	336.64
4410A1141	0000	0000	00000	00000	00000	Elem & Sec School Emerg Rlf	704,054.68	704,273.78	219.10CR	0.00
4410A1220	0000	0000	00000	00000	00000	Elem & Sec School Emerg Rlf	0.00	86,921.52	86,921.52CR	306.12CR
4410L2110	0000	0000	00000	00000	00000	Elem & Sec School Emerg Rlf	98,049.03	98,049.03	0.00	0.00
4410L2120	0000	0000	00000	00000	00000	Elem & Sec School Emerg Rlf	155,142.63	155,142.63	0.00	0.00
4410L2160	0000	0000	00000	00000	00000	Elem & Sec School Emerg Rlf	704,273.78	619,332.82	84,940.96	0.00
4410L2170	0000	0000	00000	00000	00000	Elem & Sec School Emerg Rlf	4,903.61	4,903.61	0.00	0.00
4410L2171	0000	0000	00000	00000	00000	Elem & Sec School Emerg Rlf	11,991.46	11,991.46	0.00	0.00
4410L2172	0000	0000	00000	00000	00000	Elem & Sec School Emerg Rlf	10,898.29	10,898.29	0.00	0.00
4410Q1520	0000	0000	00000	00000	00000	Elem & Sec School Emerg Rlf	5,714.75	17,260.78	11,546.03CR	0.00
4410Q1530	0000	0000	00000	00000	00000	Elem & Sec School Emerg Rlf	253,542.35	1,462.68	252,079.67	1,044,895.60
4410Q2520	0000	0000	00000	00000	00000	Elem & Sec School Emerg Rlf	0.00	251,773.55	251,773.55CR	1,044,589.48CR
4410Q2720	0000	0000	00000	00000	00000	Elem & Sec School Emerg Rlf	17,260.78	5,714.75	11,546.03	0.00
** Total Fund 4410 Balance Sheet							2,869,822.24	2,869,822.24	0.00	0.00
4410R0000	3271	0000	00000	00000	00000	Elem & Sec School Emerg Rlf	0.00	251,773.55	251,773.55CR	
** Total Fund 4410 Operating Revenue							0.00	251,773.55	251,773.55CR	
4410E5100	0120	0012	04091	00000	00000	Elem & Sec School Emerg Rlf	11,482.05	0.00	11,482.05	
4410E5100	0120	0013	04091	00000	00000	Elem & Sec School Emerg Rlf	36,287.11	0.00	36,287.11	
4410E5100	0120	0032	04091	00000	00000	Elem & Sec School Emerg Rlf	11,322.76	0.00	11,322.76	
4410E5100	0150	0013	04091	00000	00000	Elem & Sec School Emerg Rlf	2,317.64	0.00	2,317.64	
4410E5100	0210	0012	04091	00000	00000	Elem & Sec School Emerg Rlf	1,242.37	0.00	1,242.37	
4410E5100	0210	0013	04091	00000	00000	Elem & Sec School Emerg Rlf	4,677.78	0.00	4,677.78	
4410E5100	0210	0032	04091	00000	00000	Elem & Sec School Emerg Rlf	1,225.11	0.00	1,225.11	
4410E5100	0220	0012	04091	00000	00000	Elem & Sec School Emerg Rlf	878.38	0.00	878.38	
4410E5100	0220	0013	04091	00000	00000	Elem & Sec School Emerg Rlf	2,953.26	0.00	2,953.26	
4410E5100	0220	0032	04091	00000	00000	Elem & Sec School Emerg Rlf	866.18	0.00	866.18	
4410E5100	0360	9001	04091	00000	00000	Elem & Sec School Emerg Rlf	330.60	0.00	330.60	
4410E5100	0510	9001	04091	00000	00000	Elem & Sec School Emerg Rlf	99.18	0.00	99.18	
4410E5100	0510	9001	04195	00000	00000	Elem & Sec School Emerg Rlf	15,608.20	1,118.26	14,489.94	
4410E5100	0644	9001	04091	00000	00000	Elem & Sec School Emerg Rlf	138,250.00	0.00	138,250.00	
4410E6120	0130	0012	04091	00000	00000	Elem & Sec School Emerg Rlf	3,538.13	0.00	3,538.13	
4410E6120	0130	0013	04091	00000	00000	Elem & Sec School Emerg Rlf	1,782.35	0.00	1,782.35	
4410E6120	0210	0012	04091	00000	00000	Elem & Sec School Emerg Rlf	382.83	0.00	382.83	
4410E6120	0210	0013	04091	00000	00000	Elem & Sec School Emerg Rlf	192.85	0.00	192.85	

Fund/Func	Obj	Fac	Proj	Subpr	Prog	Fund/Function/Obj/Project	Debits	Credits	Net DB-CR	Ending Bal
4410E6120	0220	0012	04091	00000	00000	Elem & Sec School Emerg Rlf	270.67	0.00	270.67	
4410E6120	0220	0013	04091	00000	00000	Elem & Sec School Emerg Rlf	136.35	0.00	136.35	
4410E6130	0160	0013	04091	00000	00000	Elem & Sec School Emerg Rlf	2,147.31	0.00	2,147.31	
4410E6130	0160	0032	04091	00000	00000	Elem & Sec School Emerg Rlf	1,813.24	0.00	1,813.24	
4410E6130	0210	0013	04091	00000	00000	Elem & Sec School Emerg Rlf	232.34	0.00	232.34	
4410E6130	0210	0032	04091	00000	00000	Elem & Sec School Emerg Rlf	196.19	0.00	196.19	
4410E6130	0220	0013	04091	00000	00000	Elem & Sec School Emerg Rlf	164.27	0.00	164.27	
4410E6130	0220	0032	04091	00000	00000	Elem & Sec School Emerg Rlf	138.72	0.00	138.72	
4410E6130	0510	9001	04091	00000	00000	Elem & Sec School Emerg Rlf	614.48	0.00	614.48	
4410E6140	0130	9006	04091	00000	00000	Elem & Sec School Emerg Rlf	1,095.70	0.00	1,095.70	
4410E6140	0210	9006	04091	00000	00000	Elem & Sec School Emerg Rlf	118.55	0.00	118.55	
4410E6140	0220	9006	04091	00000	00000	Elem & Sec School Emerg Rlf	83.82	0.00	83.82	
4410E6190	0160	9001	04091	00000	00000	Elem & Sec School Emerg Rlf	1,389.75	0.00	1,389.75	
4410E6190	0210	9001	04091	00000	00000	Elem & Sec School Emerg Rlf	150.37	0.00	150.37	
4410E6190	0220	9001	04091	00000	00000	Elem & Sec School Emerg Rlf	106.31	0.00	106.31	
4410E7300	0160	0032	04091	00000	00000	Elem & Sec School Emerg Rlf	397.54	0.00	397.54	
4410E7300	0210	0013	04091	00000	00000	Elem & Sec School Emerg Rlf	952.85	0.00	952.85	
4410E7300	0210	0032	04091	00000	00000	Elem & Sec School Emerg Rlf	43.01	0.00	43.01	
4410E7300	0220	0013	04091	00000	00000	Elem & Sec School Emerg Rlf	103.10	0.00	103.10	
4410E7300	0220	0032	04091	00000	00000	Elem & Sec School Emerg Rlf	30.41	0.00	30.41	
4410E7800	0460	9001	04091	00000	00000	Elem & Sec School Emerg Rlf	72.89	0.00	72.89	
4410E7900	0160	9001	04091	00000	00000	Elem & Sec School Emerg Rlf	418.65	172.21	246.44	
4410E7900	0210	9001	04091	00000	00000	Elem & Sec School Emerg Rlf	2,154.88	0.00	2,154.88	
4410E7900	0220	9001	04091	00000	00000	Elem & Sec School Emerg Rlf	233.16	0.00	233.16	
4410E7900	0510	9001	04091	00000	00000	Elem & Sec School Emerg Rlf	294.47	0.00	294.47	
4410E7900	0750	9001	04091	00000	00000	Elem & Sec School Emerg Rlf	172.21	172.21	0.00	
** Total Fund 4410 Operating Expenses							253,542.35	1,462.68	252,079.67	
** Total Fund 4410 Operating Statement							Count 46	253,542.35	253,236.23	306.12

Fund/Func	Obj	Fac	Proj	Subpr	Prog	Fund/Function/Object/Project	Debits	Credits	Net DB-CR	Ending Bal
4420A111	0001	0000	00000	00000	00000	Other CARES Act Relief funds	58,992.77	58,992.77	0.00	0.00
4420A111	0002	0000	00000	00000	00000	Other CARES Act Relief funds	20,672.45	20,672.45	0.00	0.00
4420A111	0003	0000	00000	00000	00000	Other CARES Act Relief funds	3,699.50	3,699.50	0.00	0.00
4420A111	0000	0000	00000	00000	00000	Other CARES Act Relief funds	78,643.70	78,643.70	0.00	0.00
4420A122	0000	0000	00000	00000	00000	Other CARES Act Relief funds	0.00	14,626.10	14,626.10CR	0.00
4420L210	0000	0000	00000	00000	00000	Other CARES Act Relief funds	18,550.66	18,550.66	0.00	0.00
4420L210	0000	0000	00000	00000	00000	Other CARES Act Relief funds	791.18	791.18	0.00	0.00
4420L210	0000	0000	00000	00000	00000	Other CARES Act Relief funds	78,643.70	64,017.60	14,626.10	0.00
4420L217	0000	0000	00000	00000	00000	Other CARES Act Relief funds	511.06	511.06	0.00	0.00
4420L217	0000	0000	00000	00000	00000	Other CARES Act Relief funds	2,397.26	2,397.26	0.00	0.00
4420L217	0000	0000	00000	00000	00000	Other CARES Act Relief funds	2,095.61	2,095.61	0.00	0.00
4420Q153	0000	0000	00000	00000	00000	Other CARES Act Relief funds	1,644.18	1,055.40	588.78	683.68
4420Q153	0000	0000	00000	00000	00000	Other CARES Act Relief funds	24,366.67	0.00	24,366.67	196,506.80
4420Q232	0000	0000	00000	00000	00000	Other CARES Act Relief funds	0.00	24,366.67	24,366.67CR	196,506.80CR
4420Q212	0000	0000	00000	00000	00000	Other CARES Act Relief funds	1,055.40	1,644.18	588.78CR	683.68CR
** Total Fund 4420 Balance Sheet							292,064.14	292,064.14	0.00	0.00
4420R000	3271	0000	00000	00000	00000	Other CARES Act Relief funds	0.00	24,366.67	24,366.67CR	
** Total Fund 4420 Operating Revenue							0.00	24,366.67	24,366.67CR	
4420E510	0510	9001	04150	00000	00000	Other CARES Act Relief funds	548.11	0.00	548.11	
4420E530	0642	0012	04191	00000	00000	Other CARES Act Relief funds	243.07	0.00	243.07	
4420E780	0160	9001	04090	00000	00000	Other CARES Act Relief funds	15,668.52	0.00	15,668.52	
4420E780	0210	9001	04090	00000	00000	Other CARES Act Relief funds	1,683.51	0.00	1,683.51	
4420E780	0220	9001	04090	00000	00000	Other CARES Act Relief funds	1,198.63	0.00	1,198.63	
4420E780	0460	9001	04090	00000	00000	Other CARES Act Relief funds	5,024.83	0.00	5,024.83	
** Total Fund 4420 Operating Expenses							24,366.67	0.00	24,366.67	
** Total Fund 4420 Operating Statement							24,366.67	24,366.67	0.00	

<u>Fund/Func</u>	<u>Obj</u>	<u>Fac</u>	<u>Proj</u>	<u>Subpr</u>	<u>Prog</u>	<u>Fund/Function/Object/Project</u>	<u>Debits</u>	<u>Credits</u>	<u>Net DB-CR</u>	<u>Ending Bal</u>
4430A1111	0001	0000	00000	00000	00000	Elem & Sec School Emerg Rlf	1,127,002.36	1,125,490.19	1,512.17	1,512.17
4430A1111	0002	0000	00000	00000	00000	Elem & Sec School Emerg Rlf	545,172.87	543,171.01	2,001.86	2,001.86
4430A1111	0003	0000	00000	00000	00000	Elem & Sec School Emerg Rlf	278,444.54	278,444.54	0.00	0.00
4430A1111	0000	0000	00000	00000	00000	Elem & Sec School Emerg Rlf	1,413,773.11	1,413,773.11	0.00	0.00
4430L2110	0000	0000	00000	00000	00000	Elem & Sec School Emerg Rlf	450,928.75	450,928.75	0.00	0.00
4430L2120	0000	0000	00000	00000	00000	Elem & Sec School Emerg Rlf	151,780.36	151,780.36	0.00	0.00
4430L2160	0000	0000	00000	00000	00000	Elem & Sec School Emerg Rlf	1,413,773.11	1,413,773.11	0.00	0.00
4430L2170	0000	0000	00000	00000	00000	Elem & Sec School Emerg Rlf	63,182.10	63,182.10	0.00	0.00
4430L2171	0000	0000	00000	00000	00000	Elem & Sec School Emerg Rlf	63,175.36	63,175.36	0.00	0.00
4430L2172	0000	0000	00000	00000	00000	Elem & Sec School Emerg Rlf	2,428.24	4,430.10	2,001.86CR	2,001.86CR
4430L2173	0000	0000	00000	00000	00000	Elem & Sec School Emerg Rlf	423.79	1,935.96	1,512.17CR	1,512.17CR
4430L2174	0000	0000	00000	00000	00000	Elem & Sec School Emerg Rlf	261.29	261.29	0.00	0.00
4430L2175	0000	0000	00000	00000	00000	Elem & Sec School Emerg Rlf	45.43	45.43	0.00	0.00
4430L2177	0000	0000	00000	00000	00000	Elem & Sec School Emerg Rlf	9.25	9.25	0.00	0.00
4430Q1520	0000	0000	00000	00000	00000	Elem & Sec School Emerg Rlf	161,990.00	151,199.00	10,791.00	10,791.00
4430Q1530	0000	0000	00000	00000	00000	Elem & Sec School Emerg Rlf	602,276.07	81.24	602,194.83	602,194.83
4430Q2320	0000	0000	00000	00000	00000	Elem & Sec School Emerg Rlf	0.00	602,194.83	602,194.83CR	602,194.83CR
4430Q2720	0000	0000	00000	00000	00000	Elem & Sec School Emerg Rlf	151,199.00	161,990.00	10,791.00CR	10,791.00CR
** Total Fund 4430 Balance Sheet							6,425,865.63	6,425,865.63	0.00	0.00
4430R0000	3271	0000	00000	00000	00000	Elem & Sec School Emerg Rlf	0.00	602,194.83	602,194.83CR	
** Total Fund 4430 Operating Revenue							0.00	602,194.83	602,194.83CR	
4430E5100	0120	0012	04295	00000	00000	Elem & Sec School Emerg Rlf	1,306.17	0.00	1,306.17	
4430E5100	0120	0013	04292	00000	00000	Elem & Sec School Emerg Rlf	667.40	0.00	667.40	
4430E5100	0120	0013	04295	00000	00000	Elem & Sec School Emerg Rlf	1,520.00	0.00	1,520.00	
4430E5100	0120	0022	04292	00000	00000	Elem & Sec School Emerg Rlf	532.95	0.00	532.95	
4430E5100	0120	0022	04295	00000	00000	Elem & Sec School Emerg Rlf	2,976.17	0.00	2,976.17	
4430E5100	0120	0031	04292	00000	00000	Elem & Sec School Emerg Rlf	556.03	0.00	556.03	
4430E5100	0120	0031	04295	00000	00000	Elem & Sec School Emerg Rlf	3,450.00	0.00	3,450.00	
4430E5100	0120	0032	04295	00000	00000	Elem & Sec School Emerg Rlf	9,052.71	0.00	9,052.71	
4430E5100	0120	0091	04292	00000	00000	Elem & Sec School Emerg Rlf	613.60	0.00	613.60	
4430E5100	0120	0091	04295	00000	00000	Elem & Sec School Emerg Rlf	3,270.00	0.00	3,270.00	
4430E5100	0150	0012	04292	00000	00000	Elem & Sec School Emerg Rlf	623.35	0.00	623.35	
4430E5100	0150	0012	04295	00000	00000	Elem & Sec School Emerg Rlf	3,918.51	0.00	3,918.51	
4430E5100	0150	0013	04292	00000	00000	Elem & Sec School Emerg Rlf	1,013.30	0.00	1,013.30	
4430E5100	0150	0013	04295	00000	00000	Elem & Sec School Emerg Rlf	7,837.02	0.00	7,837.02	
4430E5100	0150	0022	04292	00000	00000	Elem & Sec School Emerg Rlf	1,468.14	0.00	1,468.14	

<u>Func</u>	<u>Time</u>	<u>Obj</u>	<u>Fac</u>	<u>Proj</u>	<u>Subpr</u>	<u>Prog</u>	<u>Fund/Function/Object/Project</u>	<u>Debits</u>	<u>Credits</u>	<u>Net DB-CR</u>	<u>Ending Bal</u>
4430E5100	0150	0022	04295	00000	00000		Elem & Sec School Emerg Rlf	3,918.51	0.00	3,918.51	
4430E5100	0150	0031	04292	00000	00000		Elem & Sec School Emerg Rlf	1,918.16	0.00	1,918.16	
4430E5100	0150	0031	04295	00000	00000		Elem & Sec School Emerg Rlf	5,224.68	0.00	5,224.68	
4430E5100	0150	0032	04292	00000	00000		Elem & Sec School Emerg Rlf	738.69	0.00	738.69	
4430E5100	0150	0032	04295	00000	00000		Elem & Sec School Emerg Rlf	1,358.42	0.00	1,358.42	
4430E5100	0150	0091	04292	00000	00000		Elem & Sec School Emerg Rlf	829.49	0.00	829.49	
4430E5100	0210	0012	04292	00000	00000		Elem & Sec School Emerg Rlf	5,224.68	0.00	5,224.68	
4430E5100	0210	0012	04292	00000	00000		Elem & Sec School Emerg Rlf	67.45	0.00	67.45	
4430E5100	0210	0013	04292	00000	00000		Elem & Sec School Emerg Rlf	193.27	0.00	193.27	
4430E5100	0210	0013	04295	00000	00000		Elem & Sec School Emerg Rlf	164.46	0.00	164.46	
4430E5100	0210	0022	04295	00000	00000		Elem & Sec School Emerg Rlf	216.51	0.00	216.51	
4430E5100	0210	0022	04295	00000	00000		Elem & Sec School Emerg Rlf	180.70	0.00	180.70	
4430E5100	0210	0031	04292	00000	00000		Elem & Sec School Emerg Rlf	267.71	0.00	267.71	
4430E5100	0210	0031	04295	00000	00000		Elem & Sec School Emerg Rlf	383.45	0.00	383.45	
4430E5100	0210	0032	04292	00000	00000		Elem & Sec School Emerg Rlf	79.93	0.00	79.93	
4430E5100	0210	0032	04295	00000	00000		Elem & Sec School Emerg Rlf	847.96	0.00	847.96	
4430E5100	0210	0091	04292	00000	00000		Elem & Sec School Emerg Rlf	167.58	0.00	167.58	
4430E5100	0210	0091	04295	00000	00000		Elem & Sec School Emerg Rlf	353.82	0.00	353.82	
4430E5100	0220	0012	04292	00000	00000		Elem & Sec School Emerg Rlf	45.32	0.00	45.32	
4430E5100	0220	0012	04295	00000	00000		Elem & Sec School Emerg Rlf	399.68	0.00	399.68	
4430E5100	0220	0013	04292	00000	00000		Elem & Sec School Emerg Rlf	120.91	0.00	120.91	
4430E5100	0220	0013	04295	00000	00000		Elem & Sec School Emerg Rlf	714.83	0.00	714.83	
4430E5100	0220	0022	04292	00000	00000		Elem & Sec School Emerg Rlf	147.69	0.00	147.69	
4430E5100	0220	0022	04295	00000	00000		Elem & Sec School Emerg Rlf	523.30	0.00	523.30	
4430E5100	0220	0031	04292	00000	00000		Elem & Sec School Emerg Rlf	181.91	0.00	181.91	
4430E5100	0220	0031	04295	00000	00000		Elem & Sec School Emerg Rlf	648.96	0.00	648.96	
4430E5100	0220	0032	04292	00000	00000		Elem & Sec School Emerg Rlf	50.08	0.00	50.08	
4430E5100	0220	0032	04295	00000	00000		Elem & Sec School Emerg Rlf	755.44	0.00	755.44	
4430E5100	0220	0091	04292	00000	00000		Elem & Sec School Emerg Rlf	102.38	0.00	102.38	
4430E5100	0220	0091	04295	00000	00000		Elem & Sec School Emerg Rlf	638.80	0.00	638.80	
4430E5100	0230	0012	04292	00000	00000		Elem & Sec School Emerg Rlf	6.24	0.00	6.24	
4430E5100	0230	0013	04292	00000	00000		Elem & Sec School Emerg Rlf	362.43	0.00	362.43	
4430E5100	0230	0022	04292	00000	00000		Elem & Sec School Emerg Rlf	91.24	0.00	91.24	
4430E5100	0230	0031	04292	00000	00000		Elem & Sec School Emerg Rlf	64.27	0.00	64.27	
4430E5100	0230	0032	04292	00000	00000		Elem & Sec School Emerg Rlf	275.51	0.00	275.51	
4430E5100	0230	0091	04292	00000	00000		Elem & Sec School Emerg Rlf	275.51	0.00	275.51	
4430E5100	0360	9001	04294	00000	00000		Elem & Sec School Emerg Rlf	171.12	0.00	171.12	
4430E5100	0644	9001	04294	00000	00000		Elem & Sec School Emerg Rlf	139,909.00	0.00	139,909.00	
4430E5200	0120	0012	04295	00000	00000		Elem & Sec School Emerg Rlf	1,306.17	0.00	1,306.17	
4430E5200	0120	0022	04295	00000	00000		Elem & Sec School Emerg Rlf	2,612.34	0.00	2,612.34	

<u>Fund/Func</u>	<u>Obj</u>	<u>Fac</u>	<u>Proj</u>	<u>Subpr</u>	<u>Prog</u>	<u>Fund/Function/Object/Project</u>	<u>Debits</u>	<u>Credits</u>	<u>Net DB-CR</u>	<u>Ending Bal</u>
4430E5200	0120	0031	04295	00000	00000	Elem & Sec School Emerg Rlf	1,306.17	0.00	1,306.17	
4430E5200	0150	0012	04295	00000	00000	Elem & Sec School Emerg Rlf	13,061.70	0.00	13,061.70	
4430E5200	0150	0013	04295	00000	00000	Elem & Sec School Emerg Rlf	5,224.68	0.00	5,224.68	
4430E5200	0150	0022	04295	00000	00000	Elem & Sec School Emerg Rlf	2,612.34	0.00	2,612.34	
4430E5200	0150	0031	04295	00000	00000	Elem & Sec School Emerg Rlf	5,224.68	0.00	5,224.68	
4430E5200	0150	0032	04295	00000	00000	Elem & Sec School Emerg Rlf	11,703.28	0.00	11,703.28	
4430E5200	0150	0091	04295	00000	00000	Elem & Sec School Emerg Rlf	5,224.68	0.00	5,224.68	
4430E5200	0220	0012	04295	00000	00000	Elem & Sec School Emerg Rlf	1,099.12	0.00	1,099.12	
4430E5200	0220	0013	04295	00000	00000	Elem & Sec School Emerg Rlf	399.68	0.00	399.68	
4430E5200	0220	0022	04295	00000	00000	Elem & Sec School Emerg Rlf	399.68	0.00	399.68	
4430E5200	0220	0031	04295	00000	00000	Elem & Sec School Emerg Rlf	499.60	0.00	499.60	
4430E5200	0220	0032	04295	00000	00000	Elem & Sec School Emerg Rlf	895.28	0.00	895.28	
4430E5200	0220	0091	04295	00000	00000	Elem & Sec School Emerg Rlf	399.68	0.00	399.68	
4430E5300	0120	0012	04295	00000	00000	Elem & Sec School Emerg Rlf	1,306.17	0.00	1,306.17	
4430E5300	0220	0012	04295	00000	00000	Elem & Sec School Emerg Rlf	99.92	0.00	99.92	
4430E5400	0150	0011	04295	00000	00000	Elem & Sec School Emerg Rlf	1,306.17	0.00	1,306.17	
4430E5400	0220	0011	04295	00000	00000	Elem & Sec School Emerg Rlf	99.92	0.00	99.92	
4430E5500	0150	0022	04295	00000	00000	Elem & Sec School Emerg Rlf	1,306.17	0.00	1,306.17	
4430E5500	0220	0022	04295	00000	00000	Elem & Sec School Emerg Rlf	99.92	0.00	99.92	
4430E6100	0160	9006	04295	00000	00000	Elem & Sec School Emerg Rlf	1,306.17	0.00	1,306.17	
4430E6100	0220	9006	04295	00000	00000	Elem & Sec School Emerg Rlf	99.92	0.00	99.92	
4430E6110	0130	9006	04293	00000	00000	Elem & Sec School Emerg Rlf	5,424.63	0.00	5,424.63	
4430E6110	0130	9006	04295	00000	00000	Elem & Sec School Emerg Rlf	1,306.17	0.00	1,306.17	
4430E6110	0150	9006	04295	00000	00000	Elem & Sec School Emerg Rlf	1,306.17	0.00	1,306.17	
4430E6110	0210	9006	04293	00000	00000	Elem & Sec School Emerg Rlf	586.94	0.00	586.94	
4430E6110	0220	9006	04293	00000	00000	Elem & Sec School Emerg Rlf	411.82	0.00	411.82	
4430E6110	0220	9006	04295	00000	00000	Elem & Sec School Emerg Rlf	199.84	0.00	199.84	
4430E6110	0230	9006	04293	00000	00000	Elem & Sec School Emerg Rlf	370.78	0.00	370.78	
4430E6120	0130	0012	04295	00000	00000	Elem & Sec School Emerg Rlf	5,224.68	0.00	5,224.68	
4430E6120	0130	0013	04295	00000	00000	Elem & Sec School Emerg Rlf	1,306.17	0.00	1,306.17	
4430E6120	0130	0031	04295	00000	00000	Elem & Sec School Emerg Rlf	1,306.17	0.00	1,306.17	
4430E6120	0130	0032	04295	00000	00000	Elem & Sec School Emerg Rlf	3,918.51	0.00	3,918.51	
4430E6120	0130	0091	04295	00000	00000	Elem & Sec School Emerg Rlf	1,306.17	0.00	1,306.17	
4430E6120	0150	0022	04295	00000	00000	Elem & Sec School Emerg Rlf	1,306.17	0.00	1,306.17	
4430E6120	0150	0031	04295	00000	00000	Elem & Sec School Emerg Rlf	1,306.17	0.00	1,306.17	
4430E6120	0150	0032	04295	00000	00000	Elem & Sec School Emerg Rlf	2,612.34	0.00	2,612.34	
4430E6120	0160	0012	04295	00000	00000	Elem & Sec School Emerg Rlf	2,612.34	0.00	2,612.34	
4430E6120	0220	0012	04295	00000	00000	Elem & Sec School Emerg Rlf	599.52	0.00	599.52	

<u>Fund/Func</u>	<u>Obj</u>	<u>Fac</u>	<u>Proj</u>	<u>Subpr</u>	<u>Prog</u>	<u>Fund/Function/Obj/ect/Project</u>	<u>Debits</u>	<u>Credits</u>	<u>Net DB-CR</u>	<u>Ending Bal</u>
4430E6120	0220	0013	04295	00000	00000	Elem & Sec School Emerg Rlf	199.84	0.00	199.84	
4430E6120	0220	0022	04295	00000	00000	Elem & Sec School Emerg Rlf	99.92	0.00	99.92	
4430E6120	0220	0031	04295	00000	00000	Elem & Sec School Emerg Rlf	199.84	0.00	199.84	
4430E6120	0220	0032	04295	00000	00000	Elem & Sec School Emerg Rlf	499.60	0.00	499.60	
4430E6120	0220	0091	04295	00000	00000	Elem & Sec School Emerg Rlf	199.84	0.00	199.84	
4430E6130	0160	0012	04295	00000	00000	Elem & Sec School Emerg Rlf	1,306.17	0.00	1,306.17	
4430E6130	0160	0013	04295	00000	00000	Elem & Sec School Emerg Rlf	1,306.17	0.00	1,306.17	
4430E6130	0160	0022	04295	00000	00000	Elem & Sec School Emerg Rlf	1,306.17	0.00	1,306.17	
4430E6130	0160	0031	04295	00000	00000	Elem & Sec School Emerg Rlf	1,306.17	0.00	1,306.17	
4430E6130	0160	0032	04295	00000	00000	Elem & Sec School Emerg Rlf	2,612.34	0.00	2,612.34	
4430E6130	0160	0091	04295	00000	00000	Elem & Sec School Emerg Rlf	99.92	0.00	99.92	
4430E6130	0220	0012	04295	00000	00000	Elem & Sec School Emerg Rlf	99.92	0.00	99.92	
4430E6130	0220	0013	04295	00000	00000	Elem & Sec School Emerg Rlf	99.92	0.00	99.92	
4430E6130	0220	0022	04295	00000	00000	Elem & Sec School Emerg Rlf	99.92	0.00	99.92	
4430E6130	0220	0031	04295	00000	00000	Elem & Sec School Emerg Rlf	99.92	0.00	99.92	
4430E6130	0220	0032	04295	00000	00000	Elem & Sec School Emerg Rlf	99.92	0.00	99.92	
4430E6130	0220	0091	04295	00000	00000	Elem & Sec School Emerg Rlf	199.84	0.00	199.84	
4430E6130	0642	9001	04295	00000	00000	Elem & Sec School Emerg Rlf	277.20	0.00	277.20	
4430E6140	0130	9006	04295	00000	00000	Elem & Sec School Emerg Rlf	7,837.02	0.00	7,837.02	
4430E6140	0220	9006	04295	00000	00000	Elem & Sec School Emerg Rlf	599.52	0.00	599.52	
4430E6190	0150	0032	04295	00000	00000	Elem & Sec School Emerg Rlf	1,306.17	0.00	1,306.17	
4430E6190	0150	0091	04295	00000	00000	Elem & Sec School Emerg Rlf	1,306.17	0.00	1,306.17	
4430E6190	0160	0013	04295	00000	00000	Elem & Sec School Emerg Rlf	1,306.17	0.00	1,306.17	
4430E6190	0160	0022	04295	00000	00000	Elem & Sec School Emerg Rlf	1,306.17	0.00	1,306.17	
4430E6190	0160	0031	04295	00000	00000	Elem & Sec School Emerg Rlf	99.92	0.00	99.92	
4430E6190	0160	0032	04295	00000	00000	Elem & Sec School Emerg Rlf	99.92	0.00	99.92	
4430E6190	0220	0031	04295	00000	00000	Elem & Sec School Emerg Rlf	99.92	0.00	99.92	
4430E6190	0220	0032	04295	00000	00000	Elem & Sec School Emerg Rlf	99.92	0.00	99.92	
4430E6190	0220	0091	04295	00000	00000	Elem & Sec School Emerg Rlf	99.92	0.00	99.92	
4430E6200	0130	0012	04295	00000	00000	Elem & Sec School Emerg Rlf	1,306.17	0.00	1,306.17	
4430E6200	0130	0013	04295	00000	00000	Elem & Sec School Emerg Rlf	1,306.17	0.00	1,306.17	
4430E6200	0130	0031	04295	00000	00000	Elem & Sec School Emerg Rlf	1,306.17	0.00	1,306.17	
4430E6200	0130	0032	04295	00000	00000	Elem & Sec School Emerg Rlf	979.63	0.00	979.63	
4430E6200	0130	0091	04295	00000	00000	Elem & Sec School Emerg Rlf	1,306.17	0.00	1,306.17	
4430E6200	0150	0013	04295	00000	00000	Elem & Sec School Emerg Rlf	1,306.17	0.00	1,306.17	
4430E6200	0150	0022	04295	00000	00000	Elem & Sec School Emerg Rlf	1,306.17	0.00	1,306.17	
4430E6200	0150	0091	04295	00000	00000	Elem & Sec School Emerg Rlf	1,306.17	0.00	1,306.17	

Fund/Func Obj	Fac	Proj	Subpr	Prog	Fund/Function/Object/Project	Debits	Credits	Net DB-CR	Ending Bal
4430E6200	0220	0012	04295	00000	00000	Elem & Sec School Emerg Rlf	99.92	0.00	99.92
4430E6200	0220	0013	04295	00000	00000	Elem & Sec School Emerg Rlf	199.84	0.00	199.84
4430E6200	0220	0022	04295	00000	00000	Elem & Sec School Emerg Rlf	99.92	0.00	99.92
4430E6200	0220	0031	04295	00000	00000	Elem & Sec School Emerg Rlf	99.92	0.00	99.92
4430E6200	0220	0032	04295	00000	00000	Elem & Sec School Emerg Rlf	74.95	0.00	74.95
4430E6200	0220	0091	04295	00000	00000	Elem & Sec School Emerg Rlf	199.84	0.00	199.84
4430E6300	0110	9001	04295	00000	00000	Elem & Sec School Emerg Rlf	3,918.51	0.00	3,918.51
4430E6300	0110	9006	04295	00000	00000	Elem & Sec School Emerg Rlf	1,306.17	0.00	1,306.17
4430E6300	0130	0013	04295	00000	00000	Elem & Sec School Emerg Rlf	326.54	0.00	326.54
4430E6300	0130	0031	04295	00000	00000	Elem & Sec School Emerg Rlf	326.54	0.00	326.54
4430E6300	0130	0032	04295	00000	00000	Elem & Sec School Emerg Rlf	326.55	0.00	326.55
4430E6300	0160	0013	04295	00000	00000	Elem & Sec School Emerg Rlf	3,918.51	0.00	3,918.51
4430E6300	0160	0031	04295	00000	00000	Elem & Sec School Emerg Rlf	391.85	0.00	391.85
4430E6300	0160	0032	04295	00000	00000	Elem & Sec School Emerg Rlf	522.47	0.00	522.47
4430E6300	0160	0091	04295	00000	00000	Elem & Sec School Emerg Rlf	195.92	0.00	195.92
4430E6300	0160	9001	04295	00000	00000	Elem & Sec School Emerg Rlf	2,808.27	0.00	2,808.27
4430E6300	0160	9006	04295	00000	00000	Elem & Sec School Emerg Rlf	2,612.34	0.00	2,612.34
4430E6300	0220	0013	04295	00000	00000	Elem & Sec School Emerg Rlf	54.94	0.00	54.94
4430E6300	0220	0031	04295	00000	00000	Elem & Sec School Emerg Rlf	64.94	0.00	64.94
4430E6300	0220	0091	04295	00000	00000	Elem & Sec School Emerg Rlf	40.00	0.00	40.00
4430E6300	0220	9001	04295	00000	00000	Elem & Sec School Emerg Rlf	514.59	0.00	514.59
4430E6300	0220	9006	04295	00000	00000	Elem & Sec School Emerg Rlf	599.52	0.00	599.52
4430E6400	0130	0012	04295	00000	00000	Elem & Sec School Emerg Rlf	1,306.17	0.00	1,306.17
4430E6400	0130	0013	04295	00000	00000	Elem & Sec School Emerg Rlf	1,306.17	0.00	1,306.17
4430E6400	0130	0032	04295	00000	00000	Elem & Sec School Emerg Rlf	1,306.17	0.00	1,306.17
4430E6400	0130	0091	04295	00000	00000	Elem & Sec School Emerg Rlf	1,306.17	0.00	1,306.17
4430E6400	0220	0012	04295	00000	00000	Elem & Sec School Emerg Rlf	99.92	0.00	99.92
4430E6400	0220	0013	04295	00000	00000	Elem & Sec School Emerg Rlf	99.92	0.00	99.92
4430E6400	0220	0032	04295	00000	00000	Elem & Sec School Emerg Rlf	99.92	0.00	99.92
4430E6400	0220	0091	04295	00000	00000	Elem & Sec School Emerg Rlf	99.92	0.00	99.92
4430E6400	0220	9001	04292	00000	00000	Elem & Sec School Emerg Rlf	96.97	0.00	96.97
4430E6400	0750	9001	04292	00000	00000	Elem & Sec School Emerg Rlf	1,267.93	81.24	1,186.69
4430E6500	0130	9006	04295	00000	00000	Elem & Sec School Emerg Rlf	326.54	0.00	326.54
4430E6500	0160	9001	04295	00000	00000	Elem & Sec School Emerg Rlf	3,918.51	0.00	3,918.51
4430E6500	0220	9001	04295	00000	00000	Elem & Sec School Emerg Rlf	299.76	0.00	299.76
4430E6500	0220	9006	04295	00000	00000	Elem & Sec School Emerg Rlf	24.97	0.00	24.97
4430E7200	0160	9001	04295	00000	00000	Elem & Sec School Emerg Rlf	1,306.17	0.00	1,306.17
4430E7200	0220	9001	04295	00000	00000	Elem & Sec School Emerg Rlf	99.92	0.00	99.92
4430E7300	0110	0012	04295	00000	00000	Elem & Sec School Emerg Rlf	3,918.51	0.00	3,918.51
4430E7300	0110	0013	04295	00000	00000	Elem & Sec School Emerg Rlf	1,306.17	0.00	1,306.17

<u>Fund/Func</u>	<u>Obj</u>	<u>Fac</u>	<u>Proj</u>	<u>Subpr</u>	<u>Prog</u>	<u>Fund/Function/Object/Project</u>	<u>Debits</u>	<u>Credits</u>	<u>Net DB-CR</u>	<u>Ending Bal</u>
4430E7300	0110	0031	04295	00000	00000	Elem & Sec School Emerg Rlf	1,306.17	0.00	1,306.17	
4430E7300	0110	0032	04295	00000	00000	Elem & Sec School Emerg Rlf	3,918.51	0.00	3,918.51	
4430E7300	0110	0091	04295	00000	00000	Elem & Sec School Emerg Rlf	1,306.17	0.00	1,306.17	
4430E7300	0160	0012	04295	00000	00000	Elem & Sec School Emerg Rlf	3,918.51	0.00	3,918.51	
4430E7300	0160	0013	04295	00000	00000	Elem & Sec School Emerg Rlf	1,306.17	0.00	1,306.17	
4430E7300	0160	0022	04295	00000	00000	Elem & Sec School Emerg Rlf	2,612.34	0.00	2,612.34	
4430E7300	0160	0031	04295	00000	00000	Elem & Sec School Emerg Rlf	2,612.34	0.00	2,612.34	
4430E7300	0160	0032	04295	00000	00000	Elem & Sec School Emerg Rlf	2,612.34	0.00	2,612.34	
4430E7300	0160	0091	04295	00000	00000	Elem & Sec School Emerg Rlf	2,612.34	0.00	2,612.34	
4430E7300	0220	0012	04295	00000	00000	Elem & Sec School Emerg Rlf	599.52	0.00	599.52	
4430E7300	0220	0013	04295	00000	00000	Elem & Sec School Emerg Rlf	199.84	0.00	199.84	
4430E7300	0220	0022	04295	00000	00000	Elem & Sec School Emerg Rlf	199.84	0.00	199.84	
4430E7300	0220	0031	04295	00000	00000	Elem & Sec School Emerg Rlf	299.76	0.00	299.76	
4430E7300	0220	0032	04295	00000	00000	Elem & Sec School Emerg Rlf	499.60	0.00	499.60	
4430E7300	0220	0091	04295	00000	00000	Elem & Sec School Emerg Rlf	299.76	0.00	299.76	
4430E7500	0110	9001	04295	00000	00000	Elem & Sec School Emerg Rlf	1,306.17	0.00	1,306.17	
4430E7500	0160	9001	04295	00000	00000	Elem & Sec School Emerg Rlf	9,143.19	0.00	9,143.19	
4430E7500	0220	9001	04295	00000	00000	Elem & Sec School Emerg Rlf	799.36	0.00	799.36	
4430E7600	0110	9001	04295	00000	00000	Elem & Sec School Emerg Rlf	1,306.17	0.00	1,306.17	
4430E7600	0160	1012	04295	00000	00000	Elem & Sec School Emerg Rlf	5,224.68	0.00	5,224.68	
4430E7600	0160	1013	04295	00000	00000	Elem & Sec School Emerg Rlf	3,918.51	0.00	3,918.51	
4430E7600	0160	1022	04295	00000	00000	Elem & Sec School Emerg Rlf	6,530.85	0.00	6,530.85	
4430E7600	0160	1031	04295	00000	00000	Elem & Sec School Emerg Rlf	6,530.85	0.00	6,530.85	
4430E7600	0160	1032	04295	00000	00000	Elem & Sec School Emerg Rlf	3,918.51	0.00	3,918.51	
4430E7600	0160	1091	04295	00000	00000	Elem & Sec School Emerg Rlf	5,224.68	0.00	5,224.68	
4430E7600	0220	1012	04295	00000	00000	Elem & Sec School Emerg Rlf	3,918.51	0.00	3,918.51	
4430E7600	0220	1013	04295	00000	00000	Elem & Sec School Emerg Rlf	399.68	0.00	399.68	
4430E7600	0220	1031	04295	00000	00000	Elem & Sec School Emerg Rlf	299.76	0.00	299.76	
4430E7600	0220	1032	04295	00000	00000	Elem & Sec School Emerg Rlf	499.60	0.00	499.60	
4430E7600	0220	1031	04295	00000	00000	Elem & Sec School Emerg Rlf	499.60	0.00	499.60	
4430E7600	0220	1032	04295	00000	00000	Elem & Sec School Emerg Rlf	299.76	0.00	299.76	
4430E7600	0220	1091	04295	00000	00000	Elem & Sec School Emerg Rlf	399.68	0.00	399.68	
4430E7600	0220	1091	04295	00000	00000	Elem & Sec School Emerg Rlf	399.68	0.00	399.68	
4430E7700	0110	9001	04295	00000	00000	Elem & Sec School Emerg Rlf	1,306.17	0.00	1,306.17	
4430E7700	0160	9001	04295	00000	00000	Elem & Sec School Emerg Rlf	2,612.34	0.00	2,612.34	
4430E7700	0220	9001	04295	00000	00000	Elem & Sec School Emerg Rlf	299.76	0.00	299.76	
4430E7800	0160	9002	04295	00000	00000	Elem & Sec School Emerg Rlf	59,430.74	0.00	59,430.74	
4430E7800	0160	9006	04295	00000	00000	Elem & Sec School Emerg Rlf	1,959.25	0.00	1,959.25	
4430E7800	0220	9002	04295	00000	00000	Elem & Sec School Emerg Rlf	4,546.36	0.00	4,546.36	
4430E7800	0220	9006	04295	00000	00000	Elem & Sec School Emerg Rlf	149.88	0.00	149.88	

<u>Fund/Func</u>	<u>Obj</u>	<u>Fac</u>	<u>Proj</u>	<u>Subpr</u>	<u>Prog</u>	<u>Fund/Function/Object/Project</u>	<u>Debits</u>	<u>Credits</u>	<u>Net DB-CR</u>	<u>Ending Bal</u>
4430E7900	0110	9004	04295	00000	00000	Elem & Sec School Emerg Rlf	1,306.17	0.00	1,306.17	
4430E7900	0160	0012	04295	00000	00000	Elem & Sec School Emerg Rlf	10,449.36	0.00	10,449.36	
4430E7900	0160	0013	04295	00000	00000	Elem & Sec School Emerg Rlf	5,224.68	0.00	5,224.68	
4430E7900	0160	0022	04295	00000	00000	Elem & Sec School Emerg Rlf	6,530.85	0.00	6,530.85	
4430E7900	0160	0031	04295	00000	00000	Elem & Sec School Emerg Rlf	7,837.02	0.00	7,837.02	
4430E7900	0160	0032	04295	00000	00000	Elem & Sec School Emerg Rlf	9,143.19	0.00	9,143.19	
4430E7900	0160	0091	04295	00000	00000	Elem & Sec School Emerg Rlf	5,224.68	0.00	5,224.68	
4430E7900	0160	9003	04295	00000	00000	Elem & Sec School Emerg Rlf	7,837.02	0.00	7,837.02	
4430E7900	0220	0012	04295	00000	00000	Elem & Sec School Emerg Rlf	799.36	0.00	799.36	
4430E7900	0220	0013	04295	00000	00000	Elem & Sec School Emerg Rlf	399.68	0.00	399.68	
4430E7900	0220	0022	04295	00000	00000	Elem & Sec School Emerg Rlf	499.60	0.00	499.60	
4430E7900	0220	0031	04295	00000	00000	Elem & Sec School Emerg Rlf	599.52	0.00	599.52	
4430E7900	0220	0032	04295	00000	00000	Elem & Sec School Emerg Rlf	699.44	0.00	699.44	
4430E7900	0220	0091	04295	00000	00000	Elem & Sec School Emerg Rlf	399.68	0.00	399.68	
4430E7900	0220	9003	04295	00000	00000	Elem & Sec School Emerg Rlf	599.52	0.00	599.52	
4430E7900	0220	9004	04295	00000	00000	Elem & Sec School Emerg Rlf	99.92	0.00	99.92	
4430E8100	0110	9003	04295	00000	00000	Elem & Sec School Emerg Rlf	10,990.00	0.00	10,990.00	
4430E8100	0160	9003	04295	00000	00000	Elem & Sec School Emerg Rlf	1,306.17	0.00	1,306.17	
4430E8100	0220	9003	04295	00000	00000	Elem & Sec School Emerg Rlf	10,449.36	0.00	10,449.36	
4430E8200	0160	9001	04295	00000	00000	Elem & Sec School Emerg Rlf	899.28	0.00	899.28	
4430E8200	0220	9001	04295	00000	00000	Elem & Sec School Emerg Rlf	2,612.34	0.00	2,612.34	
4430E8200	0220	9001	04295	00000	00000	Elem & Sec School Emerg Rlf	199.84	0.00	199.84	
** Total Fund 4430 Operating Expenses							602,276.07	81.24	602,194.83	
** Total Fund 4430 Operating Statement							602,276.07		0.00	

Fund/Func	Obj	Fac	Proj	Subpr	Proj	Fund/Function/Object/Project	Debits	Credits	Net DB-CR	Ending Bal
5000A1310	0000	0000	00000	00000	00000	GENERAL FIXED ASSETS/LAND/NO	0.00	0.00	0.00	1,273,919.96
5000A1320	0000	0000	00000	00000	00000	GENERAL FIXED ASSETS/IMPROVE	0.00	0.00	0.00	3,473,398.86
5000A1329	0000	0000	00000	00000	00000	GENERAL FIXED ASSETS/ACCOM D	0.00	0.00	0.00	2,547,096.65CR
5000A1330	0000	0000	00000	00000	00000	GENERAL FIXED ASSETS/BIDG &	0.00	0.00	0.00	63,265,371.14
5000A1339	0000	0000	00000	00000	00000	GENERAL FIXED ASSETS/ACCOM D	0.00	0.00	0.00	23,330,355.70CR
5000A1340	0000	0000	00000	00000	00000	GENERAL FIXED ASSETS/FURN, F	1,976.62	293,434.59	291,457.97CR	6,821,492.44
5000A1349	0000	0000	00000	00000	00000	GENERAL FIXED ASSETS/ACCOM D	0.00	0.00	0.00	1,719,034.61CR
5000A1350	0000	0000	00000	00000	00000	GENERAL FIXED ASSETS/MOTOR V	0.00	0.00	0.00	7,966,316.83
5000A1359	0000	0000	00000	00000	00000	GENERAL FIXED ASSETS/ACCOM D	0.00	0.00	0.00	4,528,976.32CR
5000A1381	0000	0000	00000	00000	00000	GENERAL FIXED ASSETS/AUDIO V	0.00	6,725.00	6,725.00CR	134,280.19
5000A1382	0000	0000	00000	00000	00000	GENERAL FIXED ASSETS/COMPUTE	0.00	2,380.00	2,380.00CR	115,379.90CR
5000A1389	0000	0000	00000	00000	00000	GENERAL FIXED ASSETS/ACCU AM	0.00	0.00	0.00	165,556.58CR
5000Q1530	0000	0000	00000	00000	00000	GENERAL FIXED ASSETS/EXPENDI	0.00	0.00	0.00	4,586,977.22
5000Q2760	0000	0000	00000	00000	00000	GENERAL FIXED ASSETS/UNRESER	0.00	0.00	0.00	943,071.08
5000Q2790	0000	0000	00000	00000	00000	GENERAL FIXED ASSETS/NET ASS	302,539.59	1,976.62	300,562.97	56,058,427.96CR
** Total Fund 5000 Balance Sheet							Count	15	304,516.21	0.00
** Total Fund 5000 Operating Statement							Count	0	0.00	0.00

Fund/Func	Obj	Fac	Proj	Subpr	Prog	Fund/Function/Object/Project	Debits	Credits	Net DB-CR	Ending Bal
6000A1430	0000	0000	00000	00000	00000	LONG TERM DEBT/AMT. COMPEN.	0.00	0.00	0.00	3,675,920.44
6000A1440	0000	0000	00000	00000	00000	LONG TERM DEBT/CAPITAL LE &	0.00	0.00	0.00	2,799,999.97
6000A1441	0000	0000	00000	00000	00000	LONG TERM DEBT/OTHER DEBITS/	0.00	0.00	0.00	1,717,335.63
6000A1442	0000	0000	00000	00000	00000	LONG TERM DEBT/AMT AVAIL. COP	0.00	0.00	0.00	1,472,684.37
6000A1470	0000	0000	00000	00000	00000	LONG TERM DEBT/OPER AMT TO B	0.00	0.00	0.00	1,434,100.00
6000L2330	0000	0000	00000	00000	00000	LONG TERM DEBT/LIABILITY FOR	0.00	0.00	0.00	3,675,920.44CR
6000L2340	0000	0000	00000	00000	00000	LONG TERM DEBT/CERTIFICATES	0.00	0.00	0.00	2,799,999.97CR
6000L2341	0000	0000	00000	00000	00000	LONG TERM DEBT/CERTIFICATES	0.00	0.00	0.00	3,190,020.00CR
6000L2390	0000	0000	00000	00000	00000	LONG TERM DEBT/OPER Payable/	0.00	0.00	0.00	1,434,100.00CR
** Total Fund 6000 Balance Sheet							Count	9	0.00	0.00

<u>Fund/Func</u>	<u>Obj</u>	<u>Fac</u>	<u>Proj</u>	<u>Subpr</u>	<u>Prog</u>	<u>Fund/Function/Object/Project</u>	<u>Debits</u>	<u>Credits</u>	<u>Net DB-CR</u>	<u>Ending Bal</u>
7500A1111	0001	0000	00000	00000	00000	SELF-FUNDED DENTAL/CASH/Fund	186,605.93	144,275.89	42,330.04	1,131,525.69
7500I2270	0000	0000	00000	00000	00000	SELF-FUNDED DENTAL/UNPAID CL	0.00	0.00	0.00	33,310.00CR
7500Q1530	0000	0000	00000	00000	00000	SELF-FUNDED DENTAL/EXPENDITU	144,275.89	600.00	143,675.89	4,978,979.78
7500Q2520	0000	0000	00000	00000	00000	SELF-FUNDED DENTAL/REVENUE/N	0.00	186,005.93	186,005.93CR	5,668,926.13CR
7500Q2760	0000	0000	00000	00000	00000	SELF-FUNDED DENTAL/UNRESERVE	0.00	0.00	0.00	408,269.34CR
** Total Fund 7500						Balance Sheet	330,881.82	330,881.82	0.00	0.00
7500R0000	3430	0000	00000	00000	00000	SELF-FUNDED DENTAL/TO CORREC	0.00	698.29	698.29CR	
7500R0000	3482	0000	00000	00000	00000	SELF-FUNDED DENTAL/TO CORREC	0.00	185,307.64	185,307.64CR	
** Total Fund 7500						Operating Revenue	0.00	186,005.93	186,005.93CR	
7500E7700	0770	9001	00000	00000	00000	SELF-FUNDED DENTAL/CENTRAL S	144,275.89	600.00	143,675.89	
** Total Fund 7500						Operating Expenses	144,275.89	600.00	143,675.89	
** Total Fund 7500						Operating Statement	144,275.89	186,605.93	42,330.04CR	

Fund/Func	Obj	Fac	Proj	Subpr	Prog	Fund/Function/Object/Project	Debits	Credits	Net DB-CR	Ending Bal
**	Total	Fund	9999	Operating	Statement	Count	0	0.00	0.00	
**	Grand Total			Balance Sheet		Count	201	153,947,697.80	0.00	0.00
**	Grand Total			Operating Statement		Count	1668	23,349,884.73	25,569,424.04	2,219,539.31CR
***** End of report *****										

DISTRICT:
REPORT TITLE:

Baker County School Board
NOVEMBER 2021
A/P CHECK SUMMARY



Check

Check Number	Type	Payee Key	Payee Name (as it appeared on check)	Check Date	Check Amount
151783	V	AFLAC GR000	AFLAC GROUP	11/17/2021	\$ (4,705.60)
152110	V	SURRESTE000	SURRENCY, STEPHANIE T.	11/17/2021	\$ (231.26)
152481	V	SHERWIN-001	SHERWIN-WILLIAMS CO	11/29/2021	\$ (120.79)
152765	R	REGIONS 000	REGIONS COMMERCIAL BANKCARD	11/02/2021	\$ 9,004.36
152766	R	ANYTIME 000	ANYTIME FITNESS	11/05/2021	\$ 32.10
152767	R	BAKER CO011	BAKER CO EDUCATION FOUNDATION	11/05/2021	\$ 639.50
152768	R	BAKER CO040	BAKER COUNTY SCHOOL BOARD	11/05/2021	\$ 31.58
152769	R	BAKER CO044	BAKER COUNTY SCHOOL BOARD	11/05/2021	\$ 40.30
152770	R	MIDLAND 000	MIDLAND CREDIT MANAGEMENT, INC.	11/05/2021	\$ 372.94
152771	R	PRE-PAID000	PRE-PAID LEGAL SERVICES INC	11/05/2021	\$ 15.94
152772	R	E-CONTROL000	E-CONTROL SYSTEMS INC	11/12/2021	\$ 585.00
152773	R	ALL AMER000	ALL AMERICAN USED OIL INC	11/12/2021	\$ 95.00
152774	R	AMAZON 000	AMAZON	11/12/2021	\$ 1,428.99
152775	R	AMAZON 000	AMAZON	11/12/2021	\$ 1,670.23
152776	R	AMERICAN022	AMERICAN PRECAST STRUCTURES, LLC	11/12/2021	\$ 10,985.00
152777	R	AMERIGAS001	AMERIGAS PROPANE LP	11/12/2021	\$ 665.29
152778	R	BAKER CO001	BAKER COUNTY HIGH SCHOOL	11/12/2021	\$ 434.22
152779	R	BUCKEYE 001	BUCKEYE CLEANING CENTERS	11/12/2021	\$ 1,902.00
152780	R	CAPITAL 006	CAPITAL ONE	11/12/2021	\$ 48.28
152781	R	CDW GOVE000	CDW GOVERNMENT	11/12/2021	\$ 2,395.00
152782	R	CITY ELE000	CITY ELECTRIC SUPPLY CO	11/12/2021	\$ 671.55
152783	R	CITY OF 000	CITY OF MACCLENNY	11/12/2021	\$ 10,458.93
152784	R	CLEMONS 000	CLEMONS RUTHERFORD & ASSOC INC	11/12/2021	\$ 45,362.02
152785	R	CONSOLID003	CONSOLIDATED ELECTRICAL DISTRIBUTORS, INC.	11/12/2021	\$ 8,372.00
152786	R	CONSTRU002	CONSTRUCTION MATERIALS, INC	11/12/2021	\$ 6,177.60
152787	R	COVENANT000	COVENANT UNDERGROUND UTILITIES	11/12/2021	\$ 2,400.00
152788	R	CREWSDEB000	CREWS, DEBBIE	11/12/2021	\$ 46.99
152789	R	CUMBERLA001	CUMBERLAND INTERNATIONAL TRUCKS OF FLORIDA	11/12/2021	\$ 6,284.69
152790	R	DIAMOND 001	DIAMOND CONCRETE PRODUCTS LLC	11/12/2021	\$ 53,049.28
152791	R	ETS DIST000	ETS DIST & RECEIVING	11/12/2021	\$ 275.00

DISTRICT:
REPORT TITLE:

Baker County School Board
NOVEMBER 2021
A/P CHECK SUMMARY



Check

Check Number	Type	Payee Key	Payee Name (as it appeared on check)	Check Date	Check Amount
152792	R	FDOT 001	FDOT	11/12/2021	\$ 2.50
152793	R	FERGUSON000	FERGUSON ENTERPRISES, LLC	11/12/2021	\$ 158,044.24
152794	R	FISHER C000	FISHER COMMUNICATIONS GRP INC	11/12/2021	\$ 297.50
152795	R	FL SCH00003	FL SCHOOL BOOK DEPOSITORY	11/12/2021	\$ 114.85
152796	R	FLINN SC000	FLINN SCIENTIFIC INC	11/12/2021	\$ 92.40
152797	R	FLORIDA 003	FLORIDA DEPT OF EDUCATION	11/12/2021	\$ 90.00
152798	R	FLORIDA 026	FLORIDA POWER & LIGHT COMPANY	11/12/2021	\$ 21,690.06
152799	R	FLORIDA 088	FLORIDA PEST CONTROL	11/12/2021	\$ 749.00
152800	R	FSSOLUT001	FSSOLUTIONS	11/12/2021	\$ 70.00
152801	R	GRAINGER002	GRAINGER	11/12/2021	\$ 216.82
152802	R	GRAYBAR 000	GRAYBAR ELECTRIC COMPANY, INC.	11/12/2021	\$ 15,372.55
152803	R	GREAT AM001	GREAT AMERICA FINANCIAL SERVICES	11/12/2021	\$ 3,444.37
152804	R	H2 REHAB000	H2 REHABILITATION SERVICES OF FLORIDA, LLC	11/12/2021	\$ 1,147.50
152805	R	HAGAN AC000	HAGAN ACE HARDWARE	11/12/2021	\$ 1,232.50
152806	R	HARTLMAR000	HARTLEY, MARCUS R.	11/12/2021	\$ 32.75
152807	R	HEALERIC000	HEALEY, RICHARD J. JR	11/12/2021	\$ 5,593.50
152808	R	HOME DEP002	HOME DEPOT CREDIT SERVICES	11/12/2021	\$ 780.29
152809	R	HOWARD T000	HOWARD TECHNOLOGY SOLUTIONS	11/12/2021	\$ 17,490.00
152810	R	HYDE AMB000	HYDE, AMBER S.	11/12/2021	\$ 102.00
152811	R	J R KENN000	J R KENNEDY CO INC	11/12/2021	\$ 853.28
152812	R	JOHNSON-000	JOHNSON-LANCASTER SALES, LLC	11/12/2021	\$ 22,834.88
152813	R	KIMBALL 000	KIMBALL MIDWEST	11/12/2021	\$ 346.38
152814	R	L V HIER000	L V HIERS INC	11/12/2021	\$ 22,875.12
152815	R	M & B PR000	M & B PRODUCTS, INC	11/12/2021	\$ 11,051.83
152816	R	MACCLENN009	MACCLENNY MOWER & SAW INC	11/12/2021	\$ 336.96
152817	R	MACCLENN010	MACCLENNY TIRE AND LUBE	11/12/2021	\$ 477.00
152818	R	MALONE S000	MALONE STEEL CORPORATION	11/12/2021	\$ 32,459.13
152819	R	MANOSGEO000	MANOS, GEORGE C.	11/12/2021	\$ 42.85
152820	R	MCCRABEV000	MCCRAY, BEVERLY D.	11/12/2021	\$ 39.52
152821	R	MPB MOBIO00	MPB MOBILE PAINT & BODY INC	11/12/2021	\$ 140.00

DISTRICT:
REPORT TITLE:

Baker County School Board
NOVEMBER 2021
A/P CHECK SUMMARY



Check

Check Number	Type	Payee Key	Payee Name (as it appeared on check)	Check Date	Check Amount
152822	R	MURPHEVE000	MURPHY, EVERETT	11/12/2021	\$ 130.56
152823	R	MUSIC IS000	MUSIC IS ELEMENTARY	11/12/2021	\$ 249.70
152824	R	NE FL ED000	NE FL EDUCATIONAL CONSORTIUM	11/12/2021	\$ 25,266.69
152825	R	NEAL KOR000	NEAL, KORIE E.	11/12/2021	\$ 25.05
152826	R	NELCO 000	NELCO	11/12/2021	\$ 1,142.99
152827	R	NEW RIVE000	NEW RIVER SOLID WASTE ASSOC	11/12/2021	\$ 510.69
152828	R	O'REILLY000	O'REILLY AUTO PARTS	11/12/2021	\$ 162.01
152829	R	PARENT I000	THE PARENT INSTITUTE	11/12/2021	\$ 2,496.00
152830	R	PERRY-MC000	PERRY-MCCALL CONSTRUCTION, INC.	11/12/2021	\$ 1,171,975.61
152831	R	PREFERRE000	PREFERRED MATERIALS, INC.	11/12/2021	\$ 10,125.00
152832	R	QUALITY 005	QUALITY THERAPY SOLUTIONS	11/12/2021	\$ 24,487.00
152833	R	RELIABLE002	RELIABLE TRANSMISSION SERV/INC	11/12/2021	\$ 1,079.53
152834	R	RICHARD 001	RICHARD FERRY ENTERPRISES	11/12/2021	\$ 54.95
152835	R	RUMBERGE000	RUMBERGER KIRK & CALDWELL PROFESSIONAL ASSOC	11/12/2021	\$ 1,035.00
152836	R	SAM'S CL000	SAM'S CLUB DIRECT	11/12/2021	\$ 26.96
152837	R	SCHILLER000	SCHILLER AMERICAS, INC.	11/12/2021	\$ 187.04
152838	R	SCRUGGS 000	SCRUGGS CONCRETE COMPANY, INC.	11/12/2021	\$ 47,737.43
152839	R	SETEL 000	SETEL	11/12/2021	\$ 1,047.44
152840	R	SPURLKIM000	SPURLOCK, KIMBERLY	11/12/2021	\$ 214.09
152841	R	SUNNY SP000	SUNNY SPEECH SERVICES LLC	11/12/2021	\$ 9,959.40
152842	R	THE MUSI000	THE MUSIC CENTER INC	11/12/2021	\$ 6,646.92
152843	R	THE STOR001	THE STORE	11/12/2021	\$ 525.55
152844	R	THOMAEI000	THOMAS, ELIZABETH	11/12/2021	\$ 1,156.64
152845	R	UNIFIRST001	UNIFIRST CORPORATION	11/12/2021	\$ 696.17
152846	R	UNION ME000	UNION MEDICAL	11/12/2021	\$ 193.05
152847	R	US BANK 000	US BANK OPERATIONS CENTER	11/12/2021	\$ 164,411.00
152848	R	US FOODS000	US FOODSERVICE	11/12/2021	\$ 75,797.71
152849	R	USA CLEA000	USA CLEAN INC	11/12/2021	\$ 70.46
152850	R	VERIZON 000	VERIZON WIRELESS	11/12/2021	\$ 1,326.71
152851	R	YOON AMY000	YOON, AMY K.	11/12/2021	\$ 548.48

DISTRICT:
REPORT TITLE:

Baker County School Board
NOVEMBER 2021
A/P CHECK SUMMARY



Check Number	Type	Payee Key	Payee Name (as it appeared on check)	Check Date	Check Amount
152852	R	ZABATT 000	ZABATT	11/12/2021	\$ 731.39
152853	R	AFLAC GR000	AFLAC GROUP	11/19/2021	\$ 5,269.64
152854	R	AMERICAN003	AMERICAN FAMILY LIFE	11/19/2021	\$ 1,542.66
152855	R	AMERICAN004	AMERICAN FIDELITY ASSURANCE	11/19/2021	\$ 17,994.98
152856	R	AMERICAN006	AMERICAN HERITAGE LIFE INS	11/19/2021	\$ 26.80
152857	R	BAKER CO027	BAKER COUNTY SCHOOL BOARD	11/19/2021	\$ 23,378.36
152858	R	COLONIAL002	COLONIAL LIFE & ACCIDENT INSURANCE CO	11/19/2021	\$ 11,649.98
152859	R	FLORIDA 063	FLORIDA BLUE	11/19/2021	\$ 285,948.06
152860	R	LIBERTY 000	LIBERTY NATIONAL LIFE INS	11/19/2021	\$ 1,816.46
152861	R	PET ASSU000	PET ASSURE CORP	11/19/2021	\$ 223.14
152862	R	SUN LIFE001	SUN LIFE FINANCIAL	11/19/2021	\$ 9,122.30
152863	R	SUN LIFE002	SUN LIFE FINANCIAL	11/19/2021	\$ 2,018.80
152864	R	TRUSTMAR000	TRUSTMARK VOLUNTARY BENEFIT	11/19/2021	\$ 829.82
152865	R	VISION S000	VISION SERVICE PLAN (IC)	11/19/2021	\$ 4,810.68
152866	R	WESTERN-000	WESTERN-SOUTHERN LIFE	11/19/2021	\$ 178.72
152867	R	ANYTIME 000	ANYTIME FITNESS	11/19/2021	\$ 32.10
152868	R	BAKER CO011	BAKER CO EDUCATION FOUNDATION	11/19/2021	\$ 641.50
152869	R	BAKER CO040	BAKER COUNTY SCHOOL BOARD	11/19/2021	\$ 63.16
152870	R	BAKER CO044	BAKER COUNTY SCHOOL BOARD	11/19/2021	\$ 4.20
152871	R	CHARLES 001	CHARLES SCHWAB BANK 401(A)	11/19/2021	\$ 28,333.61
152872	R	MIDLAND 000	MIDLAND CREDIT MANAGEMENT, INC.	11/19/2021	\$ 372.94
152873	R	PRE-PAID000	PRE-PAID LEGAL SERVICES INC	11/19/2021	\$ 15.94
152874	R	BAKER CO027	BAKER COUNTY SCHOOL BOARD	11/19/2021	\$ 76.20
152875	R	COLONIAL002	COLONIAL LIFE & ACCIDENT INSURANCE CO	11/19/2021	\$ 55.56
152876	R	FLORIDA 063	FLORIDA BLUE	11/19/2021	\$ 1,973.62
152877	R	FLORIDA 065	FLORIDA BLUE	11/19/2021	\$ 9,924.26
152878	R	FLORIDA 066	FLORIDA BLUE	11/19/2021	\$ 2,113.32
152879	R	SUN LIFE001	SUN LIFE FINANCIAL	11/19/2021	\$ 699.00
152880	R	SUN LIFE002	SUN LIFE FINANCIAL	11/19/2021	\$ 19.60
152881	R	VISION S000	VISION SERVICE PLAN (IC)	11/19/2021	\$ 1,634.06

DISTRICT:
REPORT TITLE:

Baker County School Board
NOVEMBER 2021
A/P CHECK SUMMARY



Check

Check Number	Type	Payee Key	Payee Name (as it appeared on check)	Check Date	Check Amount
152882	R	AMAZON 000	AMAZON	11/19/2021	\$ 6,082.22
152883	R	AMBROTER000	AMBROSE, TERI	11/19/2021	\$ 299.65
152884	R	AMERIGAS001	AMERIGAS PROPANE LP	11/19/2021	\$ 785.21
152885	R	APPLE ED000	APPLE EDUCATION	11/19/2021	\$ 149.99
152886	R	BAKER CO032	BAKER COUNTY SHERIFFS OFFICE	11/19/2021	\$ 38,398.84
152887	R	BOOKSOUR003	BOOKSOURCE	11/19/2021	\$ 29,069.93
152888	R	CITY OF 000	CITY OF MACCLENNY	11/19/2021	\$ 1,167.41
152889	R	CLINE CO000	CLINE COMMERCIAL SERVICES INC	11/19/2021	\$ 595.20
152890	R	FDOT 001	FDOT	11/19/2021	\$ 13.20
152891	R	FLSCHOO003	FL SCHOOL BOOK DEPOSITORY	11/19/2021	\$ 91.54
152892	R	FLORIDA 026	FLORIDA POWER & LIGHT COMPANY	11/19/2021	\$ 10,043.94
152893	R	FLORIDA 042	FLORIDA DEPT OF LAW ENFORCEMENT	11/19/2021	\$ 370.00
152894	R	FOLEY & 000	FOLEY & LARDNER LLP	11/19/2021	\$ 896.50
152895	R	GRAYLOG,000	GRAYLOG, INC.	11/19/2021	\$ 2,500.00
152896	R	HEARTLAN005	HEARTLAND AUTOMOTIVE SERVICE INC	11/19/2021	\$ 294.28
152897	R	HOWARD C000	HOWARD COMPUTERS	11/19/2021	\$ 3,128.00
152898	R	HOWARD T000	HOWARD TECHNOLOGY SOLUTIONS	11/19/2021	\$ 141,349.00
152899	R	INVO HEA002	INVO HEALTHCARE ASSOCIATES	11/19/2021	\$ 8,059.75
152900	R	L V HIERS000	L V HIERS INC	11/19/2021	\$ 19,054.21
152901	R	M & B PR000	M & B PRODUCTS, INC	11/19/2021	\$ 8,442.68
152902	R	RAPTOR T000	RAPTOR TECHNOLOGIES, LLC	11/19/2021	\$ 10,990.00
152903	R	SETEL 000	SETEL	11/19/2021	\$ 2,961.09
152904	R	SHERWIN-001	SHERWIN-WILLIAMS CO	11/19/2021	\$ 109.58
152905	R	SMITHAND000	SMITH, ANDREA KATHLEEN	11/19/2021	\$ 170.29
152906	R	SUPERIOR000	SUPERIOR CLEANERS	11/19/2021	\$ 418.20
152907	R	SURRESTE000	SURRENCY, STEPHANIE T.	11/19/2021	\$ 231.26
152908	R	US FOODS000	US FOODSERVICE	11/19/2021	\$ 34,152.24
152909	R	WHEELTRA000	WHEELER, TRACI	11/19/2021	\$ 178.39
152910	R	AFLAC GR000	AFLAC GROUP	11/19/2021	\$ 4,705.60
152911	R	GODWIEUG000	GODWIN, EUGINA L.	11/19/2021	\$ 400.00

DISTRICT:
REPORT TITLE:

Baker County School Board
NOVEMBER 2021
A/P CHECK SUMMARY



Check

Check Number	Type	Payee Key	Payee Name (as it appeared on check)	Check Date	Check Amount
202100559	W	OFFICE D000	OFFICE DEPOT	11/12/2021	\$ 25.58
202100560	W	OFFICE D000	OFFICE DEPOT	11/12/2021	\$ 30.60
202100561	W	OFFICE D000	OFFICE DEPOT	11/12/2021	\$ 11.40
202100562	W	OFFICE D000	OFFICE DEPOT	11/12/2021	\$ 99.71
202100563	W	BAKER CO010	BAKER CO ED DUES	11/05/2021	\$ 5,491.71
202100564	W	BAKER CO047	BAKER COUNTY EDUCATION SUPPORT PROFESSIONALS	11/05/2021	\$ 1,746.49
202100565	W	BCSB FED000	BCSB FEDERAL WITHHOLDING	11/05/2021	\$ 82,864.55
202100566	W	BCSB FIC000	BCSB FICA	11/05/2021	\$ 161,884.82
202100567	W	BCSB ANN000	BCSB ANNUITIES	11/05/2021	\$ 39,183.50
202100568	W	MATTHEWS000	MATTHEWS BUSES FLORIDA	11/12/2021	\$ 314.80
202100569	W	MATTHEWS000	MATTHEWS BUSES FLORIDA	11/12/2021	\$ 213.20
202100570	W	GLEN CAS001	GLEN CASH HARDWARE FEED & SEED INC	11/12/2021	\$ 68.52
202100571	W	GLEN CAS001	GLEN CASH HARDWARE FEED & SEED INC	11/12/2021	\$ 13.99
202100572	W	GLEN CAS001	GLEN CASH HARDWARE FEED & SEED INC	11/12/2021	\$ 20.97
202100573	W	GLEN CAS001	GLEN CASH HARDWARE FEED & SEED INC	11/12/2021	\$ 23.21
202100574	W	GLEN CAS001	GLEN CASH HARDWARE FEED & SEED INC	11/12/2021	\$ 15.99
202100575	W	GLEN CAS001	GLEN CASH HARDWARE FEED & SEED INC	11/12/2021	\$ 25.98
202100576	W	GLEN CAS001	GLEN CASH HARDWARE FEED & SEED INC	11/12/2021	\$ 9.59
202100577	W	GLEN CAS001	GLEN CASH HARDWARE FEED & SEED INC	11/12/2021	\$ 8.59
202100578	W	GLEN CAS001	GLEN CASH HARDWARE FEED & SEED INC	11/12/2021	\$ 137.97
202100579	W	MACCLENN008	MACCLENNY MOTOR PARTS	11/12/2021	\$ 67.71
202100580	W	MACCLENN008	MACCLENNY MOTOR PARTS	11/12/2021	\$ 138.81
202100581	W	MACCLENN008	MACCLENNY MOTOR PARTS	11/12/2021	\$ 120.91
202100582	W	BCSB FED000	BCSB FEDERAL WITHHOLDING	11/09/2021	\$ 60,225.00
202100583	W	BCSB FIC000	BCSB FICA	11/09/2021	\$ 58,353.28
202100584	W	SIEMENS 000	SIEMENS BUILDING TECHNOLOGIES INC	11/12/2021	\$ 537.00
202100585	W	MACCLENN008	MACCLENNY MOTOR PARTS	11/12/2021	\$ 17.96
202100586	W	MERIDIAN000	MERIDIAN BEHAVIORAL HEALTHCARE, INC.	11/12/2021	\$ 2,500.00
202100587	W	SHARP EL001	SHARP ELECTRONICS CORPORATION	11/12/2021	\$ 209.90
202100588	W	SHARP EL001	SHARP ELECTRONICS CORPORATION	11/12/2021	\$ 256.57

DISTRICT:
REPORT TITLE:

Baker County School Board
NOVEMBER 2021
A/P CHECK SUMMARY



Check

Check Number	Type	Payee Key	Payee Name (as it appeared on check)	Check Date	Check Amount
202100589	W	SHARP EL001	SHARP ELECTRONICS CORPORATION	11/12/2021	\$ 256.58
202100590	W	OFFICE D000	OFFICE DEPOT	11/12/2021	\$ 20.49
202100591	W	OFFICE D000	OFFICE DEPOT	11/12/2021	\$ 26.00
202100592	W	OFFICE D004	OFFICE DEPOT	11/12/2021	\$ 91.75
202100593	W	OFFICE D000	OFFICE DEPOT	11/12/2021	\$ 12.69
202100594	W	OFFICE D000	OFFICE DEPOT	11/12/2021	\$ 20.79
202100595	W	OFFICE D000	OFFICE DEPOT	11/12/2021	\$ 39.12
202100596	W	E-CONTROL000	E-CONTROL SYSTEMS INC	11/08/2021	\$ 585.00
202100596	V	E-CONTROL000	E-CONTROL SYSTEMS INC	11/10/2021	\$ (585.00)
202100597	W	WORTHING000	WORTHINGTON DIRECT INC	11/19/2021	\$ 3,311.87
202100599	W	CCP INDU000	CCP INDUSTRIES	11/19/2021	\$ 630.00
202100600	W	TRANE US000	TRANE US INC	11/19/2021	\$ 538.00
202100601	W	QUALITY 000	QUALITY HARDWARE & SPECIALTY COMPANY INC	11/19/2021	\$ 3,040.40
202100602	W	BEST PLU000	BEST PLUMBING SPECIALTIES INC	11/19/2021	\$ 3,507.43
202100603	W	OFFICE D000	OFFICE DEPOT	11/19/2021	\$ 71.67
202100604	W	OFFICE D000	OFFICE DEPOT	11/19/2021	\$ 3.56
202100605	W	OFFICE D000	OFFICE DEPOT	11/19/2021	\$ 53.88
202100606	W	AIRGAS, 000	AIRGAS, INC.	11/19/2021	\$ 226.63
202100607	W	AIRGAS, 000	AIRGAS, INC.	11/19/2021	\$ 474.85
202100608	W	AIRGAS, 000	AIRGAS, INC.	11/19/2021	\$ 101.70
202100609	W	CARR RIG000	CARR RIGGS AND INGRAM	11/19/2021	\$ 4,900.00
202100610	W	SHARP EL001	SHARP ELECTRONICS CORPORATION	11/19/2021	\$ 162.86
202100611	W	SHARP EL001	SHARP ELECTRONICS CORPORATION	11/19/2021	\$ 499.79
202100612	W	OFFICE D000	OFFICE DEPOT	11/19/2021	\$ 433.18
202100613	W	OFFICE D000	OFFICE DEPOT	11/19/2021	\$ 80.00
202100617	W	OFFICE D004	OFFICE DEPOT	11/19/2021	\$ 110.00
202100618	W	OFFICE D000	OFFICE DEPOT	11/19/2021	\$ 105.57
202100619	W	MCKESSON000	MCKESSON MEDICAL SURGICAL INC	11/19/2021	\$ 22.95
202100620	W	MCKESSON000	MCKESSON MEDICAL SURGICAL INC	11/19/2021	\$ 79.14
202100621	W	MCKESSON000	MCKESSON MEDICAL SURGICAL INC	11/19/2021	\$ 2.55

DISTRICT:
REPORT TITLE:

Baker County School Board
NOVEMBER 2021
A/P CHECK SUMMARY



Check Number	Type	Payee Key	Payee Name (as it appeared on check)	Check Date	Check Amount
202100622	W	SOUTHEAS015	SOUTHEASTERN PAPER GROUP, INC	11/19/2021	\$ 3,039.00
202100623	W	BAKER CO010	BAKER CO ED DUES	11/19/2021	\$ 5,571.30
202100624	W	BAKER CO047	BAKER COUNTY EDUCATION SUPPORT PROFESSIONALS	11/19/2021	\$ 1,724.88
202100625	W	BCSB FED000	BCSB FEDERAL WITHHOLDING	11/19/2021	\$ 82,841.88
202100626	W	BCSB FIC000	BCSB FICA	11/19/2021	\$ 162,867.06
202100627	W	GARNISHM000	GARNISHMENT PENDING PAYEE	11/19/2021	\$ 266.88
202100628	W	BCSB ANN000	BCSB ANNUITIES	11/19/2021	\$ 39,258.50
202100629	W	JIMMY'S 000	JIMMY'S AUTOMOTIVE REPAIR INC	11/08/2021	\$ 422.43
202100630	W	GARNISHM000	GARNISHMENT PENDING PAYEE	11/19/2021	\$ (266.88)
202100681	W	CALLAGHA000	CALLAGHAN TIRES	11/08/2021	\$ 1,764.48
202100682	W	SPORTS S000	SPORTS SHAK	11/08/2021	\$ 37.50

TOTAL \$ 3,493,269.60



Baker County School District

F.D. (Denny Wells), Director
270 Jonathan Street – Macclenny, Florida 32063
904-259-5420



December 13, 2021


Mrs. Sherrie Raulerson
Superintendent of Schools
Baker County School District
370 South Blvd. East
Macclenny, Florida

Dear Mrs. Raulerson:

I would like to request School Board review and approval of the District Property Inventory for **November 2021**.

Should you have any questions concerning this request, please feel free to contact me your convenience.

Sincerely yours,



F.D. Wells,
Director of Facilities and Maintenance

NOVEMBER 2021	BEGINNING BALANCE	ACQUISITIONS				TRANS OUT	STOLEN	TOTALS	ENDING
		ACQUISITIONS	TRANS IN	TRADE INS	TOTALS				
B C H S - 0012	\$1,272,241.04	\$ -	\$ -		\$0.00	\$ -		\$0.00	\$1,272,241.04
M E S - 0013	\$131,886.66	\$ -	\$ -		\$0.00	\$ -		\$0.00	\$131,886.66
PREK-KDG CTR - 0022	\$214,117.47	\$ 1,080.00	\$ -		\$1,080.00	\$ -		\$0.00	\$215,197.47
K I S - 0031	\$240,506.80	\$ -	\$ -		\$0.00	\$ -		\$0.00	\$240,506.80
B C M S - 0032	\$833,079.41	\$ -	\$ -		\$0.00	\$ -		\$0.00	\$833,079.41
W E S - 0081	\$271,046.67	\$ -	\$ -		\$0.00	\$ -		\$0.00	\$271,046.67
SURPLUS - 0099	\$0.00	\$ -	\$ -		\$0.00	\$ -		\$0.00	\$0.00
IN ACTIVE - 1111	\$0.00	\$ -	\$ -		\$0.00	\$ -		\$0.00	\$0.00
READ CLINIC - 2013	\$54,005.44	\$ -	\$ -		\$0.00	\$ -		\$0.00	\$54,005.44
BUS SHOP/VECH 2222	\$7,494,820.00	\$ -	\$ -		\$0.00	\$ -		\$0.00	\$7,494,820.00
MAINT/VECH 3333	\$199,468.93	\$ -	\$ -		\$0.00	\$ -		\$0.00	\$199,468.93
CHAP 1 - M E S - 4013	\$78,830.01	\$ -	\$ -		\$0.00	\$ -		\$0.00	\$78,830.01
CHAP 1 - K I S - 4031	\$5,371.85	\$ -	\$ -		\$0.00	\$ -		\$0.00	\$5,371.85
CHAP 1 - B C M S - 4032	\$0.00	\$ -	\$ -		\$0.00	\$ -		\$0.00	\$0.00
CHAP 1 - W E S - 4081	\$77,080.96	\$ -	\$ -		\$0.00	\$ -		\$0.00	\$77,080.96
CUST-LAND/VECH 4444	\$200,549.19	\$ -	\$ -		\$0.00	\$ -		\$0.00	\$200,549.19
VO. / ADULT ED - 5012	\$174,988.28	\$ -	\$ -		\$0.00	\$ -		\$0.00	\$174,988.28
VO. / ADULT ED - 5032	\$8,540.51	\$ -	\$ -		\$0.00	\$ 1,103.30		\$1,103.30	\$5,437.21
TECHNOLOGY - 5555	\$728,966.39	\$ -	\$ -		\$0.00	\$ -		\$0.00	\$728,966.39
TECH/VECH 6666	\$73,248.00	\$ -	\$ -		\$0.00	\$ -		\$0.00	\$73,248.00
CURRENT MISSING - 7777	\$3,995.00		\$ -		\$0.00	\$ -		\$0.00	\$3,995.00
PRIOR MISSING 05 - 8888	\$324,074.75		\$ -		\$0.00	\$ -		\$0.00	\$324,074.75
SUB TOTAL PAGE ONE	\$12,389,817.26	\$ 1,080.00	\$ -	\$ -	\$1,080.00	\$ 1,103.30		\$1,103.30	\$12,389,723.16
CO OFF - 9001	\$384,093.26	\$ -	\$ -		\$0.00	\$ -		\$0.00	\$384,093.26
BUS SHOP - 9002	\$84,070.88	\$ -	\$ -		\$0.00	\$ -		\$0.00	\$84,070.88
MAINT. - 9003	\$227,150.01	\$ -	\$ -		\$0.00	\$ -		\$0.00	\$227,150.01
W-HSE - 9004	\$31,151.10	\$ -	\$ -		\$0.00	\$ -		\$0.00	\$31,151.10
FAMILY SER - 9005	\$54,871.32	\$ -	\$ -		\$0.00	\$ -		\$0.00	\$54,871.32
STUDENT SER - 9006	\$125,531.15	\$ -	\$ -		\$0.00	\$ -		\$0.00	\$125,531.15
ALT SCH - 9007	\$71,157.24	\$ -	\$ -		\$0.00	\$ -		\$0.00	\$71,157.24
VO. / ADULT ED - 9008	\$118,249.65	\$ -	\$ -		\$0.00	\$ 9,665.29		\$9,665.29	\$108,584.36
LAND / CUST 9009	\$407,417.46	\$ -	\$ -		\$0.00	\$ -		\$0.00	\$407,417.46
SUPT. OFFICE - 9010	\$46,852.84	\$ -	\$ -		\$0.00	\$ -		\$0.00	\$46,852.84
SOUTHSIDE - 9021	\$7,037.00	\$ -	\$ -		\$0.00	\$ -		\$0.00	\$7,037.00
DEAD FILE - 9999	\$955,378.77		\$ 10,768.69		\$10,768.69	\$ 10,768.69		\$10,768.69	\$955,378.77
TOTAL	\$14,802,575.97	\$ 1,080.00	\$ 10,768.69	\$ -	\$11,848.69	\$21,537.18	\$ -	\$21,537.18	\$14,892,887.38
						Dead File Adjustment			\$955,378.77
						Final Property Total			\$13,937,510.81



Baker County School District

F.D. (Denny Wells), Director
270 Jonathan Street – Macclenny, Florida 32063
904-259-5420



January 6, 2022

Mrs. Sherrie Raulerson
Superintendent of Schools
Baker County School District
370 South Blvd. East
Macclenny, Florida

Dear Mrs. Raulerson:

I would like to request School Board review and approval of the District Property Inventory for **December 2021**.

Should you have any questions concerning this request, please feel free to contact me your convenience.

Sincerely yours,

A large, stylized handwritten signature in black ink, appearing to read "F.D. Wells".

F.D. Wells,
Director of Facilities and Maintenance

DECEMBER 2021	BEGINNING BALANCE	ACQUISITIONS			TOTALS	TRANS OUT	STOLEN	TOTALS	ENDING
		ACQUISITION	TRANS IN	TRADE INS					
	B C H S - 0012	\$1,272,241.94	\$ -	\$ -	\$0.00	\$ -		\$0.00	\$1,272,241.94
	M E S - 0013	\$131,886.66	\$ -	\$ -	\$0.00	\$ -		\$0.00	\$131,886.66
	PREK-KDO CTR - 0022	\$215,197.47	\$ -	\$ -	\$0.00	\$ -		\$0.00	\$215,197.47
	K I S - 0031	\$240,508.80	\$ -	\$ -	\$0.00	\$ -		\$0.00	\$240,508.80
	B C M S - 0032	\$833,079.41	\$ -	\$ 1,146.00	\$1,146.00	\$ -		\$0.00	\$834,225.41
	W E S - 0091	\$271,045.67	\$ -	\$ -	\$0.00	\$ -		\$0.00	\$271,045.67
	SURPLUS - 0099	\$0.00	\$ -	\$ -	\$0.00	\$ -		\$0.00	\$0.00
	IN ACTIVE - 1111	\$0.00	\$ -	\$ -	\$0.00	\$ -		\$0.00	\$0.00
	READ CLINIC - 2013	\$54,005.44	\$ -	\$ -	\$0.00	\$ -		\$0.00	\$54,005.44
	BUS SHOP/VECH 2222	\$7,494,820.00	\$ -	\$ -	\$0.00	\$ -		\$0.00	\$7,494,820.00
	MAINT/VECH 3333	\$199,468.93	\$ -	\$ -	\$0.00	\$ -		\$0.00	\$199,468.93
	CHAP 1 - M E S - 4013	\$78,830.01	\$ -	\$ -	\$0.00	\$ -		\$0.00	\$78,830.01
	CHAP 1 - KIS - 4031	\$5,371.85	\$ -	\$ -	\$0.00	\$ -		\$0.00	\$5,371.85
	CHAP 1 - BCMS - 4032	\$0.00	\$ -	\$ -	\$0.00	\$ -		\$0.00	\$0.00
	CHAP 1 - WES - 4091	\$77,080.96	\$ -	\$ -	\$0.00	\$ -		\$0.00	\$77,080.96
	CUST-LAND/VECH 4444	\$200,649.10	\$ -	\$ -	\$0.00	\$ -		\$0.00	\$200,649.10
	VO. / ADULT ED - 5012	\$174,988.28	\$ -	\$ -	\$0.00	\$ -		\$0.00	\$174,988.28
	VO. / ADULT ED - 5032	\$5,437.21	\$ -	\$ -	\$0.00	\$ -		\$0.00	\$5,437.21
	TECHNOLOGY - 6556	\$728,926.39	\$ -	\$ -	\$0.00	\$ 1,146.00		\$1,146.00	\$727,820.39
	TECH/VECH 6666	\$78,248.00	\$ -	\$ -	\$0.00	\$ -		\$0.00	\$78,248.00
	CURRENT MISSING - 7777	\$3,995.00		\$ -	\$0.00	\$ -		\$0.00	\$3,995.00
	PRIOR MISSING 06 - 6888	\$324,074.75		\$ -	\$0.00	\$ -		\$0.00	\$324,074.75
	DEAD FILE - 9999	\$12,359,736.90		\$ -	\$1,146.00	\$ -		\$1,146.00	\$12,358,736.90
	CO OFF - 9001	\$384,083.26	\$ -	\$ -	\$0.00	\$ -		\$0.00	\$384,083.26
	BUS SHOP - 9002	\$84,070.88	\$ -	\$ -	\$0.00	\$ -		\$0.00	\$84,070.88
	MAINT. - 9003	\$227,160.01	\$ -	\$ -	\$0.00	\$ -		\$0.00	\$227,160.01
	W-HSE - 9004	\$31,151.10	\$ -	\$ -	\$0.00	\$ -		\$0.00	\$31,151.10
	FAMILY SER - 9005	\$54,871.82	\$ -	\$ -	\$0.00	\$ -		\$0.00	\$54,871.82
	STUDENT SER - 9006	\$125,531.18	\$ 895.00	\$ -	\$895.00	\$ -		\$0.00	\$126,426.18
	ALT SCH - 9007	\$71,167.24	\$ -	\$ -	\$0.00	\$ -		\$0.00	\$71,167.24
	VO. / ADULT ED - 9008	\$108,584.36	\$ -	\$ -	\$0.00	\$ -		\$0.00	\$108,584.36
	LAND / CUST 9009	\$407,417.46	\$ -	\$ -	\$0.00	\$ -		\$0.00	\$407,417.46
	SUPT. OFFICE - 9010	\$46,852.84	\$ -	\$ -	\$0.00	\$ -		\$0.00	\$46,852.84
	SOUTHSIDE - 9021	\$7,037.00	\$ -	\$ -	\$0.00	\$ -		\$0.00	\$7,037.00
	DEAD FILE - 9999	\$955,376.77		\$ -	\$0.00	\$ -		\$0.00	\$955,376.77
	TOTAL	\$14,892,987.38	\$ 895.00	\$ 1,146.00	\$ -	\$2,041.00	\$ 1,146.00	\$ 1,146.00	\$14,893,782.38
						Dead File Adjustment			\$955,376.77
						Final Property Total			\$13,938,405.61

GRANT PROPOSAL SUMMARY REQUEST FOR BOARD APPROVAL

Board
Approval Status

(MUST BE TYPED)

NAME OF GRANT PROPOSAL *Instructional Continuity Plans (ICPs)*

TYPE OF GRANT:

☐ New ☐ Continuation ☒ Amendment ☐ Entitlement ☐ Competitive

CONTACT PERSON: *Traci Wheeler*

CONTACT PHONE NUMBER: *904-259-6776*

AMOUNT REQUESTED: *\$61,844.00*

SOURCE: ☒ Federal ☐ State ☐ Other: _____

LOCAL MATCHING FUNDS REQUESTED:

☒ No

☐ Yes . . . If yes, please specify: ☐ Monetary Amount \$ _____

☐ In-Kind Amount \$ _____

LIST SPECIFIC IN-KIND CONTRIBUTIONS

PROJECT DESCRIPTION

(If additional space is needed, attachments may be used)

The Instructional Continuity Plan is to ensure continuity of the instructional and learning support services provided to communities when standard operating procedures are disrupted due to emergency situations. The funding is to support the development of Instructional Continuity Plans (ICPs).

HOW WILL FUNDS BE USED

(If additional space is needed, attachments may be used)

This amendment in the amount of \$50,736.50 is for the purpose of removing line items related to professional development and adding line items for payment to all instructional staff for their participation in the creation, review, and revision of the district's Instructional Continuity Plan and for supplies for instructional continuity, including copy paper, envelopes, folders, and school supplies for students.

SUBMITTED BY: *Traci Wheeler* DATE: *December 3, 2021*

GRANT PROPOSAL SUMMARY REQUEST FOR BOARD APPROVAL

Board
Approval Status

(MUST BE TYPED)

NAME OF GRANT PROPOSAL	<i>American Rescue Plan (ARP) Elementary and Secondary School Emergency Relief (ESSER) Fund</i>
-------------------------------	---

TYPE OF GRANT:

☒ New ☐ Continuation ☐ Amendment ☒ Entitlement ☐ Competitive

CONTACT PERSON:	<i>Traci Wheeler</i>
------------------------	----------------------

CONTACT PHONE NUMBER:	<i>904-259-6776</i>
------------------------------	---------------------

AMOUNT REQUESTED:	<i>\$8,746,834.00</i>
--------------------------	-----------------------

SOURCE: ☒ Federal ☐ State ☐ Other: _____

LOCAL MATCHING FUNDS REQUESTED:

☒ No

☐ Yes . . . If yes, please specify: ☐ Monetary Amount \$ _____
☐ In-Kind Amount \$ _____

LIST SPECIFIC IN-KIND CONTRIBUTIONS

PROJECT DESCRIPTION <i>(If additional space is needed, attachments may be used)</i>
<i>The ARP ESSER funds under the ARP Act are provided to address the impact that COVID-19 has had, and continues to have, on elementary and secondary schools in Florida.</i>

HOW WILL FUNDS BE USED <i>(If additional space is needed, attachments may be used)</i>
<i>The funds will be used to address academic learning loss, provide technology for students with disabilities, purchase equipment for CTE programs, purchase supplies for sanitizing and cleaning, purchase educational technology, provide mental health services and supports, repair and improve school facilities, improve indoor air quality in school facilities, implement public health protocols to maintain health and safety of students and staff, and other activities necessary to maintain the operation of and continuity of services.</i>

SUBMITTED BY: Traci Wheeler **DATE:** December 9, 2021

**GRANT PROPOSAL SUMMARY
REQUEST FOR BOARD APPROVAL**

Board
Approval Status

(MUST BE TYPED)

NAME OF GRANT PROPOSAL

*American Rescue Plan - Homeless Children
and Youth (ARP-HCY) Project*

TYPE OF GRANT:

☒ New ☐ Continuation ☐ Amendment ☒ Entitlement ☐ Competitive

CONTACT PERSON:

Traci Wheeler

CONTACT PHONE NUMBER:

904-259-6776

AMOUNT REQUESTED:

\$33,662.00

SOURCE:

☒ Federal ☐ State ☐ Other: _____

LOCAL MATCHING FUNDS REQUESTED:

☒ No

☐ Yes . . . If yes, please specify: ☐ Monetary Amount \$ _____
☐ In-Kind Amount \$ _____

LIST SPECIFIC IN-KIND CONTRIBUTIONS

PROJECT DESCRIPTION

(If additional space is needed, attachments may be used)

The purposes of these funds are to identify homeless children and youth (HCY), provide HCY with wraparound services to address the challenges of COVID-19, and enable HCY to attend school and fully participate in school activities.

HOW WILL FUNDS BE USED

(If additional space is needed, attachments may be used)

Funds will be used to purchase clothing, shoes, hygiene and personal care items, and school planners for homeless students. Online tutoring will be provided for homeless students, as needed, and professional development will be provided for school counselors. Additionally, financial assistance will be provided for fees, short-term temporary housing, transportation, local laundromats, and before- and/or after-school care.

SUBMITTED BY: *Traci Wheeler* **DATE:** *December 21, 2021*



Baker County Public Schools Support Services



Sherrie Raulerson, Superintendent of Schools

392 South Boulevard East, Macclenny, Florida 32063

Telephone: (904) 259-6251

www.bakerk12.org

Fax: (904) 259-2825

DATE: November 29, 2021

TO: Sherrie Raulerson, SUPERINTENDENT

FROM: Teri Ambrose
EXECUTIVE DIRECTOR FOR SUPPORT SERVICES *MTK*

RE: 2021-2022 FIVE YEAR DISTRICT FACILITIES WORK PLAN

Please request Board approval of the attached copy of the 2021-2022 Five Year District Facilities Work Plan. If you have any questions, please let me know.

Thank you for your assistance in this matter.

"Preparing individuals to be lifelong learners, self-sufficient, and responsible citizens of good character"

DISTRICT SCHOOL BOARD MEMBERS

Tiffany McInarnay, District 1 🐾 Richard Dean Griffis, District 2 🐾 Paula T. Barton, District 3 🐾 Charlie M. Burnett, III, District 4 🐾 Amanda Hodges, District 5

AN EQUAL ACCESS/EQUAL OPPORTUNITY INSTITUTION

INTRODUCTION

The 5-Year District Facilities Work Program is a very important document. The Department of Education, Legislature, Governor's Office, Division of Community Planning (growth management), local governments, and others use the work program information for various needs including funding, planning, and as the authoritative source for school facilities related information.

The district's facilities work program must be a complete, balanced capital outlay plan that is financially feasible. The first year of the work program is the districts capital outlay budget. To determine if the work program is balanced and financially feasible, the "Net Available Revenue" minus the "Funded Projects Costs" should sum to zero for "Remaining Funds".

If the "Remaining Funds" balance is zero, then the plan is both balanced and financially feasible.

If the "Remaining Funds" balance is negative, then the plan is neither balanced nor feasible.

If the "Remaining Funds" balance is greater than zero, the plan may be feasible, but it is not balanced.

Summary of revenue/expenditures available for new construction and remodeling projects only.

	2021 - 2022	2022 - 2023	2023 - 2024	2024 - 2025	2025 - 2026	Five Year Total
Total Revenues	\$37,212,575	\$0	\$0	\$0	\$0	\$37,212,575
Total Project Costs	\$20,715,601	\$16,496,974	\$0	\$0	\$0	\$37,212,575
Difference (Remaining Funds)	\$16,496,974	(\$16,496,974)	\$0	\$0	\$0	\$0

District

BAKER COUNTY SCHOOL DISTRICT

Fiscal Year Range

CERTIFICATION

By submitting this electronic document, we certify that all information provided in this 5-year district facilities work program is accurate, all capital outlay resources are fully reported, and the expenditures planned represent a complete and balanced capital outlay plan for the district. The district Superintendent of Schools, Chief Financial Officer, and the School Board have approved the information contained in this 5-year district facilities work program; they certify to the Department of Education, Office of Educational Facilities, that the information contained herein is correct and accurate; they also certify that the plan has been developed in coordination with the general purpose local governments as required by §1013.35(2) F.S. We understand that any information contained in this 5-year district facilities work program is subject to audit by the Auditor General of the State of Florida.

Date of School Board Adoption	1/18/2022
Work Plan Submittal Date	11/29/2021
DISTRICT SUPERINTENDENT	SHERRIE RAULERSON
CHIEF FINANCIAL OFFICER	TERI AMBROSE
DISTRICT POINT-OF-CONTACT PERSON	TERI AMBROSE
JOB TITLE	EXEC. DIRECTOR OF FINANCE AND SUPPORT SERVICES
PHONE NUMBER	904-259-0418
E-MAIL ADDRESS	teri.ambrose@bakerc12.org

Expenditures

Expenditure for Maintenance, Repair and Renovation from 1.50-Mills and PECO

Annually, prior to the adoption of the district school budget, each school board must prepare a tentative district facilities work program that includes a schedule of major repair and renovation projects necessary to maintain the educational and ancillary facilities of the district.

Item	2021 - 2022 Actual Budget	2022 - 2023 Projected	2023 - 2024 Projected	2024 - 2025 Projected	2025 - 2026 Projected	Total
HVAC	\$0	\$0	\$378,084	\$354,038	\$375,000	\$1,107,122
Locations:	BAKER MIDDLE, BAKER SENIOR HIGH, BAKER SUPERINTENDENT'S OFFICE, BAKER SUPPORT SERVICES FACILITY, J FRANKLIN KELLER INTERMEDIATE, MACCLENNY 6TH GRADE CENTER, NEW MACCLENNY ELEMENTARY, PRE-K/KDG CENTER, TRANSPORTATION FACILITY, WESTSIDE ELEMENTARY					
Flooring	\$0	\$0	\$105,507	\$150,000	\$150,000	\$405,507
Locations:	BAKER MIDDLE, BAKER SENIOR HIGH, BAKER SUPERINTENDENT'S OFFICE, BAKER SUPPORT SERVICES FACILITY, J FRANKLIN KELLER INTERMEDIATE, MACCLENNY 6TH GRADE CENTER, NEW MACCLENNY ELEMENTARY, PRE-K/KDG CENTER, TRANSPORTATION FACILITY, WESTSIDE ELEMENTARY					
Roofing	\$0	\$0	\$204,533	\$254,544	\$300,000	\$759,077
Locations:	BAKER MIDDLE, BAKER SENIOR HIGH, J FRANKLIN KELLER INTERMEDIATE					
Safety to Life	\$0	\$0	\$10,000	\$10,000	\$10,000	\$30,000
Locations:	BAKER MIDDLE, BAKER SENIOR HIGH, BAKER SUPERINTENDENT'S OFFICE, BAKER SUPPORT SERVICES FACILITY, J FRANKLIN KELLER INTERMEDIATE, MACCLENNY 6TH GRADE CENTER, NEW MACCLENNY ELEMENTARY, PRE-K/KDG CENTER, TRANSPORTATION FACILITY, WESTSIDE ELEMENTARY					
Fencing	\$0	\$0	\$0	\$0	\$0	\$0
Locations:	No Locations for this expenditure.					
Parking	\$0	\$0	\$50,000	\$50,000	\$50,000	\$150,000
Locations:	BAKER MIDDLE, PRE-K/KDG CENTER					
Electrical	\$0	\$0	\$0	\$0	\$0	\$0
Locations:	No Locations for this expenditure.					
Fire Alarm	\$0	\$0	\$0	\$0	\$0	\$0
Locations:	No Locations for this expenditure.					
Telephone/Intercom System	\$0	\$0	\$0	\$0	\$0	\$0
Locations:	No Locations for this expenditure.					
Closed Circuit Television	\$0	\$0	\$0	\$0	\$0	\$0
Locations:	No Locations for this expenditure.					
Paint	\$0	\$0	\$70,000	\$70,000	\$75,000	\$215,000
Locations:	BAKER MIDDLE, BAKER SENIOR HIGH, BAKER SUPERINTENDENT'S OFFICE, BAKER SUPPORT SERVICES FACILITY, J FRANKLIN KELLER INTERMEDIATE, MACCLENNY 6TH GRADE CENTER, NEW MACCLENNY ELEMENTARY, PRE-K/KDG CENTER, TRANSPORTATION FACILITY, WESTSIDE ELEMENTARY					
Maintenance/Repair	\$0	\$0	\$50,000	\$50,000	\$103,934	\$203,934
Locations:	BAKER MIDDLE, BAKER SENIOR HIGH, BAKER SUPERINTENDENT'S OFFICE, BAKER SUPPORT SERVICES FACILITY, J FRANKLIN KELLER INTERMEDIATE, MACCLENNY 6TH GRADE CENTER, NEW MACCLENNY ELEMENTARY, PRE-K/KDG CENTER, TRANSPORTATION FACILITY, WESTSIDE ELEMENTARY					
Sub Total:	\$0	\$0	\$868,124	\$938,582	\$1,063,934	\$2,870,640

PECO Maintenance Expenditures	\$0	\$0	\$0	\$0	\$0	\$0
1.50 Mill Sub Total:	\$0	\$0	\$868,124	\$938,582	\$1,063,934	\$2,870,640

No items have been specified.

Total:	\$0	\$0	\$868,124	\$938,582	\$1,063,934	\$2,870,640
---------------	-----	-----	-----------	-----------	-------------	-------------

Local 1.50 Mill Expenditure For Maintenance, Repair and Renovation

Anticipated expenditures expected from local funding sources over the years covered by the current work plan.

Item	2021 - 2022 Actual Budget	2022 - 2023 Projected	2023 - 2024 Projected	2024 - 2025 Projected	2025 - 2026 Projected	Total
Remaining Maint and Repair from 1.5 Mills	\$0	\$0	\$868,124	\$938,582	\$1,063,934	\$2,870,640
Maintenance/Repair Salaries	\$0	\$0	\$0	\$0	\$0	\$0
School Bus Purchases	\$0	\$0	\$1,200,000	\$1,200,000	\$1,200,000	\$3,600,000
Other Vehicle Purchases	\$0	\$0	\$0	\$50,000	\$50,000	\$100,000
Capital Outlay Equipment	\$100,000	\$100,000	\$400,000	\$400,000	\$400,000	\$1,400,000
Rent/Lease Payments	\$0	\$0	\$0	\$0	\$0	\$0
COP Debt Service	\$167,250	\$0	\$0	\$0	\$0	\$167,250
Rent/Lease Relocatables	\$0	\$0	\$0	\$0	\$0	\$0
Environmental Problems	\$0	\$0	\$0	\$0	\$0	\$0
s.1011.14 Debt Service	\$0	\$0	\$0	\$0	\$0	\$0
Special Facilities Construction Account	\$1,588,112	\$2,251,067	\$0	\$0	\$0	\$3,839,179
Premiums for Property Casualty Insurance - 1011.71 (4a,b)	\$0	\$0	\$0	\$0	\$0	\$0
Qualified School Construction Bonds (QSCB)	\$0	\$0	\$0	\$0	\$0	\$0
Qualified Zone Academy Bonds (QZAB)	\$0	\$0	\$0	\$0	\$0	\$0
Local Expenditure Totals:	\$1,855,362	\$2,351,067	\$2,468,124	\$2,588,582	\$2,713,934	\$11,977,069

Revenue

1.50 Mill Revenue Source

Schedule of Estimated Capital Outlay Revenue from each currently approved source which is estimated to be available for expenditures on the projects included in the tentative district facilities work program. All amounts are NET after considering carryover balances, interest earned, new COP's, 1011.14 and 1011.15 loans, etc. Districts cannot use 1.5-Mill funds for salaries except for those explicitly associated with maintenance/repair projects. (1011.71 (5), F.S.)

Item	Fund	2021 - 2022 Actual Value	2022 - 2023 Projected	2023 - 2024 Projected	2024 - 2025 Projected	2025 - 2026 Projected	Total
(1) Non-exempt property assessed valuation		\$1,305,231,469	\$1,379,669,498	\$1,460,959,289	\$1,544,610,401	\$1,631,660,594	\$7,322,131,251
(2) The Millage projected for discretionary capital outlay per s.1011.71		1.50	1.50	1.50	1.50	1.50	
(3) Full value of the 1.50-Mill discretionary capital outlay per s.1011.71		\$2,192,789	\$2,317,845	\$2,454,412	\$2,594,945	\$2,741,190	\$12,301,181
(4) Value of the portion of the 1.50-Mill ACTUALLY levied	370	\$1,879,533	\$1,986,724	\$2,103,781	\$2,224,239	\$2,349,591	\$10,543,868
(5) Difference of lines (3) and (4)		\$313,256	\$331,121	\$350,631	\$370,706	\$391,599	\$1,757,313

PECO Revenue Source

The figure in the row designated "PECO Maintenance" will be subtracted from funds available for new construction because PECO maintenance dollars cannot be used for new construction.

Item	Fund	2021 - 2022 Actual Budget	2022 - 2023 Projected	2023 - 2024 Projected	2024 - 2025 Projected	2025 - 2026 Projected	Total
PECO New Construction	340	\$0	\$0	\$0	\$0	\$0	\$0
PECO Maintenance Expenditures		\$0	\$0	\$0	\$0	\$0	\$0
		\$0	\$0	\$0	\$0	\$0	\$0

CO & DS Revenue Source

Revenue from Capital Outlay and Debt Service funds.

Item	Fund	2021 - 2022 Actual Budget	2022 - 2023 Projected	2023 - 2024 Projected	2024 - 2025 Projected	2025 - 2026 Projected	Total
CO & DS Cash Flow-through Distributed	360	\$161,798	\$161,798	\$161,798	\$161,798	\$161,798	\$808,990
CO & DS Interest on Undistributed CO	360	\$2,545	\$2,545	\$2,545	\$2,545	\$2,545	\$12,725
		\$164,343	\$164,343	\$164,343	\$164,343	\$164,343	\$821,715

Fair Share Revenue Source

All legally binding commitments for proportionate fair-share mitigation for impacts on public school facilities must be included in the 5-year district work program.

Nothing reported for this section.

Sales Surtax Referendum

Specific information about any referendum for a 1-cent or ½-cent surtax referendum during the previous year.

Did the school district hold a surtax referendum during the past fiscal year 2020 - 2021?

No

Additional Revenue Source

Any additional revenue sources

Item	2021 - 2022 Actual Value	2022 - 2023 Projected	2023 - 2024 Projected	2024 - 2025 Projected	2025 - 2026 Projected	Total
Proceeds from a s.1011.14/15 F.S. Loans	\$0	\$0	\$0	\$0	\$0	\$0
District Bonds - Voted local bond referendum proceeds per s.9, Art VII State Constitution	\$0	\$0	\$0	\$0	\$0	\$0
Proceeds from Special Act Bonds	\$0	\$0	\$0	\$0	\$0	\$0
Estimated Revenue from CO & DS Bond Sale	\$0	\$0	\$0	\$0	\$0	\$0
Proceeds from Voted Capital Improvements millage	\$0	\$0	\$0	\$0	\$0	\$0
Other Revenue for Other Capital Projects	\$0	\$0	\$0	\$0	\$0	\$0
Proceeds from 1/2 cent sales surtax authorized by school board	\$0	\$0	\$0	\$0	\$0	\$0
Proceeds from local governmental infrastructure sales surtax	\$0	\$0	\$0	\$0	\$0	\$0
Proceeds from Certificates of Participation (COP's) Sale	\$0	\$0	\$0	\$0	\$0	\$0
Classrooms First Bond proceeds amount authorized in FY 1997-98	\$0	\$0	\$0	\$0	\$0	\$0
Classrooms for Kids	\$0	\$0	\$0	\$0	\$0	\$0
District Equity Recognition	\$0	\$0	\$0	\$0	\$0	\$0
Federal Grants	\$0	\$0	\$0	\$0	\$0	\$0
Proportionate share mitigation (actual cash revenue only, not in kind donations)	\$0	\$0	\$0	\$0	\$0	\$0
Impact fees received	\$200,000	\$200,000	\$200,000	\$200,000	\$200,000	\$1,000,000
Private donations	\$0	\$0	\$0	\$0	\$0	\$0
Grants from local governments or not-for-profit organizations	\$0	\$0	\$0	\$0	\$0	\$0
Interest, Including Profit On Investment	\$0	\$0	\$0	\$0	\$0	\$0
Revenue from Bonds pledging proceeds from 1 cent or 1/2 cent Sales Surtax	\$0	\$0	\$0	\$0	\$0	\$0
Total Fund Balance Carried Forward	\$8,382,340	\$0	\$0	\$0	\$0	\$8,382,340
General Capital Outlay Obligated Fund Balance Carried Forward From Total Fund Balance Carried Forward	\$0	\$0	\$0	\$0	\$0	\$0
Special Facilities Construction Account	\$28,441,721	\$0	\$0	\$0	\$0	\$28,441,721
One Cent - 1/2 Cent Sales Surtax Debt Service From Total Fund Balance Carried Forward	\$0	\$0	\$0	\$0	\$0	\$0
Capital Outlay Projects Funds Balance Carried Forward From Total Fund Balance Carried Forward	\$0	\$0	\$0	\$0	\$0	\$0
Subtotal	\$37,024,061	\$200,000	\$200,000	\$200,000	\$200,000	\$37,824,061

Total Revenue Summary

Item Name	2021 - 2022 Budget	2022 - 2023 Projected	2023 - 2024 Projected	2024 - 2025 Projected	2025 - 2026 Projected	Five Year Total
Local 1.5 Mill Discretionary Capital Outlay Revenue	\$1,879,533	\$1,986,724	\$2,103,781	\$2,224,239	\$2,349,591	\$10,543,868
PECO and 1.5 Mill Maint and Other 1.5 Mill Expenditures	(\$1,855,362)	(\$2,351,067)	(\$2,468,124)	(\$2,588,582)	(\$2,713,934)	(\$11,977,069)
PECO Maintenance Revenue	\$0	\$0	\$0	\$0	\$0	\$0
Available 1.50 Mill for New Construction	\$24,171	(\$364,343)	(\$364,343)	(\$364,343)	(\$364,343)	(\$1,433,201)

Item Name	2021 - 2022 Budget	2022 - 2023 Projected	2023 - 2024 Projected	2024 - 2025 Projected	2025 - 2026 Projected	Five Year Total
CO & DS Revenue	\$164,343	\$164,343	\$164,343	\$164,343	\$164,343	\$821,715
PECO New Construction Revenue	\$0	\$0	\$0	\$0	\$0	\$0
Other/Additional Revenue	\$37,024,061	\$200,000	\$200,000	\$200,000	\$200,000	\$37,824,061
Total Additional Revenue	\$37,188,404	\$364,343	\$364,343	\$364,343	\$364,343	\$38,645,776
Total Available Revenue	\$37,212,575	\$0	\$0	\$0	\$0	\$37,212,575

Project Schedules

Capacity Project Schedules

A schedule of capital outlay projects necessary to ensure the availability of satisfactory classrooms for the projected student enrollment in K-12 programs.

Project Description	Location		2021 - 2022	2022 - 2023	2023 - 2024	2024 - 2025	2025 - 2026	Total	Funded
New K-5 LEGACY Elementary School Replace existing school	Location not specified	Planned Cost:	\$16,166,746	\$16,496,974	\$0	\$0	\$0	\$32,663,720	Yes
	Student Stations:		800	0	0	0	0	800	
	Total Classrooms:		40	0	0	0	0	40	
	Gross Sq Ft:		122,022	122,022	0	0	0	244,044	

Planned Cost:	\$16,166,746	\$16,496,974	\$0	\$0	\$0	\$32,663,720
Student Stations:	800	0	0	0	0	800
Total Classrooms:	40	0	0	0	0	40
Gross Sq Ft:	122,022	122,022	0	0	0	244,044

Other Project Schedules

Major renovations, remodeling, and additions of capital outlay projects that do not add capacity to schools.

Project Description	Location	2021 - 2022 Actual Budget	2022 - 2023 Projected	2023 - 2024 Projected	2024 - 2025 Projected	2025 - 2026 Projected	Total	Funded
Land Purchase for new elementary school	Location not specified	\$0	\$0	\$0	\$0	\$0	\$0	Yes
Girls Locker Room at Softball Field	BAKER SENIOR HIGH	\$0	\$0	\$0	\$0	\$0	\$0	Yes
Site Development & Site Improvement for new School	Location not specified	\$4,548,855	\$0	\$0	\$0	\$0	\$4,548,855	Yes
		\$4,548,855	\$0	\$0	\$0	\$0	\$4,548,855	

Additional Project Schedules

Any projects that are not identified in the last approved educational plant survey.

Nothing reported for this section.

Non Funded Growth Management Project Schedules

Schedule indicating which projects, due to planned development, that CANNOT be funded from current revenues projected over the next five years.

Nothing reported for this section.

Tracking**Capacity Tracking**

Location	2021 - 2022 Satis. Sta.	Actual 2021 2022 FISH Capacity	Actual 2020 2021 COFTE	# Class Rooms	Actual Average 2021 2022 Class Size	Actual 2021 - 2022 Utilization	New Stu. Capacity	New Rooms to be Added/Re- moved	Projected 2025 - 2026 COFTE	Projected 2025 - 2026 Utilization	Projected 2026 Class Size
BAKER SENIOR HIGH	1,907	1,811	1,297	82	16	72.00 %	0	0	1,245	69.00 %	15
MACCLENNY 6TH GRADE CENTER	138	138	39	7	8	28.00 %	0	0	31	22.00 %	4
J FRANKLIN KELLER INTERMEDIATE	992	992	683	43	16	69.00 %	-992	-43	800	0.00 %	0

BAKER MIDDLE	1,654	1,488	1,140	68	17	77.00 %	0	0	1,159	78.00 %	17
WESTSIDE ELEMENTARY	806	806	527	20	26	65.00 %	0	0	586	73.00 %	29
NEW MACCLENNY ELEMENTARY	673	673	626	38	16	93.00 %	0	0	599	89.00 %	16
PRE-K/KDG CENTER	630	630	386	35	11	61.00 %	-320	-16	180	58.00 %	9
	6,800	6,538	4,697	293	16	71.84 %	-1,312	-59	4,600	88.02 %	20

The COFTE Projected Total (4,600) for 2025 - 2026 must match the Official Forecasted COFTE Total (4,600) for 2025 - 2026 before this section can be completed. In the event that the COFTE Projected Total does not match the Official forecasted COFTE, then the Balanced Projected COFTE Table should be used to balance COFTE.

Projected COFTE for 2025 - 2026	
Elementary (PK-3)	1,538
Middle (4-8)	1,817
High (9-12)	1,245
	4,600

Grade Level Type	Balanced Projected COFTE for 2025 - 2026
Elementary (PK-3)	0
Middle (4-8)	0
High (9-12)	0
	4,600

Relocatable Replacement

Number of relocatable classrooms clearly identified and scheduled for replacement in the school board adopted financially feasible 5-year district work program.

Location	2021 - 2022	2022 - 2023	2023 - 2024	2024 - 2025	2025 - 2026	Year 5 Total
Total Relocatable Replacements:	0	0	0	0	0	0

Charter Schools Tracking

Information regarding the use of charter schools.

Nothing reported for this section.

Special Purpose Classrooms Tracking

The number of classrooms that will be used for certain special purposes in the current year, by facility and type of classroom, that the district will, 1), not use for educational purposes, and 2), the co-teaching classrooms that are not open plan classrooms and will be used for educational purposes.

School	School Type	# of Elementary K-3 Classrooms	# of Middle 4-8 Classrooms	# of High 9-12 Classrooms	# of ESE Classrooms	# of Combo Classrooms	Total Classrooms
Total Educational Classrooms:		0	0	0	0	0	0

School	School Type	# of Elementary K-3 Classrooms	# of Middle 4-8 Classrooms	# of High 9-12 Classrooms	# of ESE Classrooms	# of Combo Classrooms	Total Classrooms
Total Co-Teaching Classrooms:		0	0	0	0	0	0

Infrastructure Tracking

Necessary offsite infrastructure requirements resulting from expansions or new schools. This section should include infrastructure information related to capacity project schedules and other project schedules (Section 4).

The Baker County School District is in the process of Special Facilities Funding for a new K-5 Elementary School off of State Road 121, south of Macclenny, that began in the 2020-2021 budget year. The District will be required to construct deceleration lanes and turning lanes on SR 121 for entry into the new school. In addition, the District will be required to pave a road to the school, construct parking lots and student drop off and pick up by buses and parents, dig retention ponds, and extend the water and sewage systems to the site.

Proposed location of planned facilities, whether those locations are consistent with the comprehensive plans of all affected local governments, and recommendations for infrastructure and other improvements to land adjacent to existing facilities. Provisions of 1013.33(12), (13) and (14) and 1013.36 must be addressed for new facilities planned within the 1st three years of the plan (Section 5).

The new K-5 elementary school approved by DOE is located south of Macclenny on State Road 121. The school will be on the west side of SR-121, south of Southern States Nursery Road and north of Bobbie Sapp Road.

Consistent with Comp Plan? Yes

Net New Classrooms

The number of classrooms, by grade level and type of construction, that were added during the last fiscal year.

List the net new classrooms added in the 2020 - 2021 fiscal year.					List the net new classrooms to be added in the 2021 - 2022 fiscal year.			
"Classrooms" is defined as capacity carrying classrooms that are added to increase capacity to enable the district to meet the Class Size Amendment.					Totals for fiscal year 2021 - 2022 should match totals in Section 15A.			
Location	2020 - 2021 # Permanent	2020 - 2021 # Modular	2020 - 2021 # Relocatable	2020 - 2021 Total	2021 - 2022 # Permanent	2021 - 2022 # Modular	2021 - 2022 # Relocatable	2021 - 2022 Total
Elementary (PK-3)	0	0	0	0	24	0	0	24
Middle (4-8)	0	0	0	0	16	0	0	16
High (9-12)	0	0	0	0	0	0	0	0
	0	0	0	0	40	0	0	40

Relocatable Student Stations

Number of students that will be educated in relocatable units, by school, in the current year, and the projected number of students for each of the years in the workplan.

Site	2021 - 2022	2022 - 2023	2023 - 2024	2024 - 2025	2025 - 2026	5 Year Average
BAKER SENIOR HIGH	443	443	443	443	443	443
MACCLENLY 6TH GRADE CENTER	0	0	0	0	0	0
J FRANKLIN KELLER INTERMEDIATE	110	0	0	0	0	22
BAKER MIDDLE	176	176	176	176	176	176

WESTSIDE ELEMENTARY	54	72	72	72	72	68
NEW MACCLENNY ELEMENTARY	0	0	0	0	0	0
PRE-K/KDG CENTER	0	0	0	0	0	0

Totals for BAKER COUNTY SCHOOL DISTRICT						
Total students in relocatables by year.	783	691	691	691	691	709
Total number of COFTE students projected by year.	4,711	4,684	4,652	4,622	4,600	4,654
Percent in relocatables by year.	17 %	15 %	15 %	15 %	15 %	15 %

Leased Facilities Tracking

Existing leased facilities and plans for the acquisition of leased facilities, including the number of classrooms and student stations, as reported in the educational plant survey, that are planned in that location at the end of the five year workplan.

Location	# of Leased Classrooms 2021 - 2022	FISH Student Stations	Owner	# of Leased Classrooms 2025 - 2026	FISH Student Stations
BAKER SENIOR HIGH	0	0		0	0
WESTSIDE ELEMENTARY	0	0		0	0
MACCLENNY 6TH GRADE CENTER	0	0		0	0
J FRANKLIN KELLER INTERMEDIATE	0	0		0	0
BAKER MIDDLE	0	0		0	0
NEW MACCLENNY ELEMENTARY	0	0		0	0
PRE-K/KDG CENTER	0	0		0	0
	0	0		0	0

Failed Standard Relocatable Tracking

Relocatable units currently reported by school, from FISH, and the number of relocatable units identified as 'Failed Standards'.

Nothing reported for this section.

Planning

Class Size Reduction Planning

Plans approved by the school board that reduce the need for permanent student stations such as acceptable school capacity levels, redistricting, busing, year-round schools, charter schools, magnet schools, public-private partnerships, multitrack scheduling, grade level organization, block scheduling, or other alternatives.

Not Specified

School Closure Planning

Plans for the closure of any school, including plans for disposition of the facility or usage of facility space, and anticipated revenues.

The District plans to use J. Franklin Keller Intermediate School as an adult facility/vocational technical center. Many of the older buildings will need to be demolished, as evidenced by the Castaldi study conducted several years ago. The newer buildings will remain.

Long Range Planning

Ten-Year Maintenance

District projects and locations regarding the projected need for major renovation, repair, and maintenance projects within the district in years 6-10 beyond the projects plans detailed in the five years covered by the work plan.

Nothing reported for this section.

Ten-Year Capacity

Schedule of capital outlay projects projected to ensure the availability of satisfactory student stations for the projected student enrollment in K-12 programs for the future 5 years beyond the 5-year district facilities work program.

Nothing reported for this section.

Ten-Year Planned Utilization

Schedule of planned capital outlay projects identifying the standard grade groupings, capacities, and planned utilization rates of future educational facilities of the district for both permanent and relocatable facilities.

Grade Level Projections	FISH Student Stations	Actual 2020 - 2021 FISH Capacity	Actual 2020 - 2021 COFTE	Actual 2020 - 2021 Utilization	Actual 2021 - 2022 / 2030 - 2031 new Student Capacity to be added/removed	Projected 2030 - 2031 COFTE	Projected 2030 - 2031 Utilization
Elementary - District Totals	3,101	3,101	2,220.99	71.62 %	0	3,101	100.00 %

Middle - District Totals	1,654	1,488	1,140.44	76.61 %	0	1,654	111.16 %
High - District Totals	1,907	1,811	1,297.23	71.62 %	0	1,907	105.30 %
Other - ESE, etc	138	138	38.51	28.26 %	0	138	100.00 %
	6,800	6,538	4,697.17	71.84 %	0	6,800	104.01 %

Combination schools are included with the middle schools for student stations, capacity, COFTE and utilization purposes because these facilities all have a 90% utilization factor. Use this space to explain or define the grade groupings for combination schools.

No comments to report.

Ten-Year Infrastructure Planning

Proposed Location of Planned New, Remodeled, or New Additions to Facilities in 06 thru 10 out years (Section 28).

Nothing reported for this section.

Plans for closure of any school, including plans for disposition of the facility or usage of facility space, and anticipated revenues in the 06 thru 10 out years (Section 29).

Nothing reported for this section.

Twenty-Year Maintenance

District projects and locations regarding the projected need for major renovation, repair, and maintenance projects within the district in years 11-20 beyond the projects plans detailed in the five years covered by the work plan.

Nothing reported for this section.

Twenty-Year Capacity

Schedule of capital outlay projects projected to ensure the availability of satisfactory student stations for the projected student enrollment in K-12 programs for the future 11-20 years beyond the 5-year district facilities work program.

Nothing reported for this section.

Twenty-Year Planned Utilization

Schedule of planned capital outlay projects identifying the standard grade groupings, capacities, and planned utilization rates of future educational facilities of the district for both permanent and relocatable facilities.

Grade Level Projections	FISH Student Stations	Actual 2020 - 2021 FISH Capacity	Actual 2020 - 2021 COFTE	Actual 2020 - 2021 Utilization	Actual 2021 - 2022 / 2040 - 2041 new Student Capacity to be added/removed	Projected 2040 - 2041 COFTE	Projected 2040 - 2041 Utilization
Elementary - District Totals	3,101	3,101	2,220.99	71.62 %	0	3,101	100.00 %
Middle - District Totals	1,654	1,488	1,140.44	76.61 %	0	1,654	111.16 %
High - District Totals	1,907	1,811	1,297.23	71.62 %	0	1,907	105.30 %
Other - ESE, etc	138	138	38.51	28.26 %	0	138	100.00 %
	6,800	6,538	4,697.17	71.84 %	0	6,800	104.01 %

Combination schools are included with the middle schools for student stations, capacity, COFTE and utilization purposes because these facilities all have a 90% utilization factor. Use this space to explain or define the grade groupings for combination schools.

No comments to report.

Twenty-Year Infrastructure Planning

Proposed Location of Planned New, Remodeled, or New Additions to Facilities in 11 thru 20 out years (Section 28).

Nothing reported for this section.

Plans for closure of any school, including plans for disposition of the facility or usage of facility space, and anticipated revenues in the 11 thru 20 out years (Section 29).

Nothing reported for this section.



Baker County Public Schools Support Services

Sherrie Raulerson, Superintendent of Schools

392 South Boulevard East, Macclenny, Florida 32063

Telephone: (904) 259-6251

www.bakerk12.org

Fax: (904) 259-2825



DATE: January 4, 2022

TO: Sherrie Raulerson, Superintendent

FROM: Teri Ambrose
Executive Director for Support Services

RE: 2021-2022 SALARY SCHEDULE *MTA*

Please request Board approval of the 2021-2022 Baker County District School Board Salary Schedule.

Thank you for your assistance in this matter. If you have any questions, please let me know.

"Preparing individuals to be lifelong learners, self-sufficient, and responsible citizens of good character"

DISTRICT SCHOOL BOARD MEMBERS

Tiffany McInarnay, District 1 🐾 Richard Dean Griffis, District 2 🐾 Paula T. Barton, District 3 🐾 Charlie M. Burnett, III, District 4 🐾 Amanda Hodges, District 5

AN EQUAL ACCESS/EQUAL OPPORTUNITY INSTITUTION

**BAKER COUNTY DISTRICT
SCHOOL BOARD**



SALARY SCHEDULES

2021-2022

TABLE OF CONTENTS

Page

Educational Leaders' Placement Schedules

261 Days Contract (School Administrators)	1
240 Days Contract (School Administrators)	2
Responsibility Schedule.....	3

Teachers' Placement Schedules

197 Days Contract.....	4
216 Days Contract	5
240 Days Contract	6
261 Days Contract.....	7
Summer School (Hourly Rate)	8
Part-Time Teaching.....	9
Supplements.....	10 - 15
Differentiated Pay.....	16
Supplemental Placement Schedule.....	17
Instructional Personnel Salary Placement Guidelines	18
Substitute Teacher/Nurse	19

Support Staff

Data Processing Student/Staff & Finance Manager.....	20
Social Worker/Attendance Officer	20

Health Services Salary Schedules

Specialist	21
School Health Nurse/RN/Case Manager.....	21

<u>Classified Employees</u>	22
--	----

Executive Secretary	23
Finance Aide I / Associate Superintendent Secretary I	24
Finance Aide II / Associate Superintendent Secretary II	24
Secretary/Nutrition Services Finance Aide I.....	24
Secretary/Nutrition Services Finance Aide II	24
Secretary I.....	25
Secretary II.....	25
Secretary III.....	25
Finance Aide I and II Part-time.....	26
High School /Middle School Secretary-Bookkeeper.....	27
Longevity.....	28
Non-Instructional Personnel Salary Schedule Guidelines	29
School Secretary-Bookkeeper & Data Processor	30
VPK/Pre-Kindergarten Coordinator.....	30
School Secretary/Clerical Assistant to Teachers	30
Instructional Assistants	31
Instructional Assistants Part-Time.....	32
Pre-Kindergarten Child Development Associate	33
<u>Maintenance Department</u>	
Maintenance Foreman/Inventory Manager	34
Heating, Cooling, Electrical Maintenance	35
Heating, Cooling, Electrical (Journeyman)	35
Safety Inspector	35
Apprentice	36
Maintenance Department (Journeyman).....	37

Maintenance I	37
---------------------	----

Transportation Department

Bus Garage Shop Manager	34
Mechanic II.....	37
Mechanic (Journeyman)	37
School Bus Driver	40
Substitute Bus Driver	40
Bus Aide	41
Substitute Bus Aide	41

Custodians and Landscape Technicians

Auxiliary Services Supervisor.....	34
261 Days Contract.....	38
197 Days Contract.....	38
Substitute Custodian	38
Part-Time Custodian	39

Nutrition Services

Warehouse/Inventory Clerk.....	37
Manager	42
Manager Table I	43
Assistant (7 hrs. 191 Days)	44
Assistant (3 hrs. 186 Days)	45
Assistant (4 hrs. 186 Days)	45

Miscellaneous Non-instructional

Part-Time, Temporary, Extra Duty	46
Extended Day Enrichment Program	46

INFORMATION ONLY

BENEFITS: As per Baker County School District Board Policy

HOLIDAY: All 12-month (261 day) employees will receive annual leave at a rate of 1.0, 1.25, 1.5, or 2.0 days per month depending on continuous service in district.

SICK LEAVE: All full-time employees will receive 1 day per month for each month in the contract period.

Baker County School Board**Educational Leader Placement Schedule: 261 Day Contract****FYE June 30, 2022**

CL	Bachelors	Masters	Specialist	Doctorate
0	56,211.72	59,921.36	61,246.23	62,836.08
1	56,211.72	59,921.36	61,246.23	62,836.08
2	56,211.72	59,921.36	61,246.23	62,836.08
3	56,211.72	59,921.36	61,246.23	62,836.08
4	56,211.72	59,921.36	61,246.23	62,836.08
5	56,211.72	59,921.36	61,246.23	62,836.08
6	56,211.72	59,921.36	61,246.23	62,836.08
7	56,211.72	59,921.36	61,246.23	62,836.08
8	56,211.72	59,921.36	61,246.23	62,836.08
9	56,211.72	59,921.36	61,246.23	62,836.08
10	57,237.17	60,946.81	62,271.69	63,861.53
11	58,297.07	62,006.71	63,331.58	64,921.43
12	59,356.96	63,066.61	64,391.48	65,981.33
13	60,681.84	64,391.48	65,716.36	67,306.20
14	62,006.71	65,716.36	67,041.23	68,631.08
15	63,107.68	66,817.32	68,142.20	69,732.05
16	64,432.55	68,142.20	69,467.07	71,056.92
17	65,757.43	69,467.07	70,791.94	72,381.79
18	67,082.30	70,791.94	72,116.82	73,706.66
19	68,407.17	72,116.82	73,441.69	75,031.54
20	69,732.05	73,441.69	74,766.56	76,356.41
21	71,056.92	74,766.56	76,091.44	77,681.28
22	72,381.79	76,091.44	77,416.31	79,006.16
23	73,706.66	77,416.31	78,741.18	80,331.03
24	75,263.39	78,973.04	80,297.91	81,887.76
25	76,985.73	80,695.37	82,020.24	83,610.09

PER FLORIDA STATUTEF.S. 1012.34**Administrators and instructional personnel shall only be promoted to the next classification level and receive a pay increase if the evaluation instrument indicates they are:**Highly Effective**Effective**Needs Improvement*

Baker County School Board
Educational Leader Placement Schedule: 240 Day Contract
FYE June 30, 2022

CL	Bachelors	Masters	Specialist	Doctorate
0	51,688.93	55,100.10	56,318.38	57,780.30
1	51,688.93	55,100.10	56,318.38	57,780.30
2	51,688.93	55,100.10	56,318.38	57,780.30
3	51,688.93	55,100.10	56,318.38	57,780.30
4	51,688.93	55,100.10	56,318.38	57,780.30
5	51,688.93	55,100.10	56,318.38	57,780.30
6	51,688.93	55,100.10	56,318.38	57,780.30
7	51,688.93	55,100.10	56,318.38	57,780.30
8	51,688.93	55,100.10	56,318.38	57,780.30
9	51,688.93	55,100.10	56,318.38	57,780.30
10	52,631.88	56,043.05	57,261.32	58,723.25
11	53,606.50	57,017.66	58,235.94	59,697.87
12	54,581.12	57,992.28	59,210.56	60,672.49
13	55,799.39	59,210.56	60,428.83	61,890.76
14	57,017.66	60,428.83	61,647.11	63,109.04
15	58,030.05	61,441.22	62,659.49	64,121.42
16	59,248.32	62,659.49	63,877.77	65,339.70
17	60,466.60	63,877.77	65,096.04	66,557.97
18	61,684.87	65,096.04	66,314.31	67,776.24
19	62,903.15	66,314.31	67,532.59	68,994.52
20	64,121.42	67,532.59	68,750.86	70,212.79
21	65,339.70	68,750.86	69,969.14	71,431.07
22	66,557.97	69,969.14	71,187.41	72,649.34
23	67,776.24	71,187.41	72,405.69	73,867.61
24	69,207.72	72,618.88	73,837.16	75,299.09
25	70,791.47	74,202.64	75,420.91	76,882.84

**PER FLORIDA STATUTE
F.S. 1012.34*

Administrators and instructional personnel shall only be promoted to the next classification level and receive a pay increase if the evaluation instrument indicates they are:

*Highly Effective
Effective
Needs Improvement*

**2021-2022 Baker County School Board
EDUCATIONAL LEADERS' RESPONSIBILITY SCHEDULE**

FYE June 30, 2022

Superintendent	2.00% through year 16
Associate Superintendent for Personnel Services	15,000.00
Executive Director for Support Services	15,000.00
Executive Director for Teaching and Learning	15,000.00
Director of Accountability and Special Programs	13,000.00
Director of Student Services & ESE	13,000.00
Director of Vocational, Adult & Community Education	13,000.00
Director of Facilities & Maintenance	13,000.00
Director of Operations & Auxiliary Services	13,000.00
Director of Transportation & Property Control	13,000.00
Director of Nutrition Services, Purchasing & Warehousing	13,000.00
High School Principal	13,000.00
Middle School Principal	13,000.00
Keller Intermediate School Principal	12,500.00
Macclenny Elementary School, Westside Elementary School, Pre-K Kindergarten Center and Alternative School Principals	12,000.00
Coordinator of Community Education	8,500.00
High School Vice Principal, Middle School Vice Principal	10,500.00
Keller Intermediate School Assistant Principal	8,500.00
Assistant Principals: High School (2), Middle School (2), Westside Elementary (1), Macclenny Elementary (1), and Pre-K Kindergarten Center (1)	8,000.00
Health Service Specialist	6,500.00
Longevity for 240-Day Administrators who have 25 years or more of teaching/administrative service	7,675.00
Longevity for 261-Day Administrators who have 25 years or more of teaching/administrative service	8,347.00

Baker County School Board
Teacher Placement Schedule: 197 Day Contract
FYE June 30, 2022

CL	Bachelors	Masters	Specialist	Doctorate
0	42,428.00	45,228.00	46,228.00	47,428.00
1	42,428.00	45,228.00	46,228.00	47,428.00
2	42,428.00	45,228.00	46,228.00	47,428.00
3	42,428.00	45,228.00	46,228.00	47,428.00
4	42,428.00	45,228.00	46,228.00	47,428.00
5	42,428.00	45,228.00	46,228.00	47,428.00
6	42,428.00	45,228.00	46,228.00	47,428.00
7	42,428.00	45,228.00	46,228.00	47,428.00
8	42,428.00	45,228.00	46,228.00	47,428.00
9	42,428.00	45,228.00	46,228.00	47,428.00
10	43,202.00	46,002.00	47,002.00	48,202.00
11	44,002.00	46,802.00	47,802.00	49,002.00
12	44,802.00	47,602.00	48,602.00	49,802.00
13	45,802.00	48,602.00	49,602.00	50,802.00
14	46,802.00	49,602.00	50,602.00	51,802.00
15	47,633.00	50,433.00	51,433.00	52,633.00
16	48,633.00	51,433.00	52,433.00	53,633.00
17	49,633.00	52,433.00	53,433.00	54,633.00
18	50,633.00	53,433.00	54,433.00	55,633.00
19	51,633.00	54,433.00	55,433.00	56,633.00
20	52,633.00	55,433.00	56,433.00	57,633.00
21	53,633.00	56,433.00	57,433.00	58,633.00
22	54,633.00	57,433.00	58,433.00	59,633.00
23	55,633.00	58,433.00	59,433.00	60,633.00
24	56,808.00	59,608.00	60,608.00	61,808.00
25	58,108.00	60,908.00	61,908.00	63,108.00

**PER FLORIDA STATUTE
F.S. 1012.34*

Administrators and instructional personnel shall only be promoted to the next classification level and receive a pay increase if the evaluation instrument indicates they are:

*Highly Effective
Effective
Needs Improvement*

Baker County School Board
Teacher Placement Schedule: 216 Day Contract
FYE June 30, 2022

CL	Bachelors	Masters	Specialist	Doctorate
0	46,520.04	49,590.09	50,686.54	52,002.27
1	46,520.04	49,590.09	50,686.54	52,002.27
2	46,520.04	49,590.09	50,686.54	52,002.27
3	46,520.04	49,590.09	50,686.54	52,002.27
4	46,520.04	49,590.09	50,686.54	52,002.27
5	46,520.04	49,590.09	50,686.54	52,002.27
6	46,520.04	49,590.09	50,686.54	52,002.27
7	46,520.04	49,590.09	50,686.54	52,002.27
8	46,520.04	49,590.09	50,686.54	52,002.27
9	46,520.04	49,590.09	50,686.54	52,002.27
10	47,368.69	50,438.74	51,535.19	52,850.92
11	48,245.85	51,315.90	52,412.35	53,728.08
12	49,123.01	52,193.06	53,289.50	54,605.24
13	50,219.45	53,289.50	54,385.95	55,701.69
14	51,315.90	54,385.95	55,482.40	56,798.13
15	52,227.05	55,297.10	56,393.54	57,709.28
16	53,323.49	56,393.54	57,489.99	58,805.73
17	54,419.94	57,489.99	58,586.44	59,902.17
18	55,516.39	58,586.44	59,682.88	60,998.62
19	56,612.83	59,682.88	60,779.33	62,095.07
20	57,709.28	60,779.33	61,875.78	63,191.51
21	58,805.73	61,875.78	62,972.22	64,287.96
22	59,902.17	62,972.22	64,068.67	65,384.41
23	60,998.62	64,068.67	65,165.12	66,480.85
24	62,286.94	65,356.99	66,453.44	67,769.18
25	63,712.32	66,782.38	67,878.82	69,194.56

**PER FLORIDA STATUTE*

F.S. 1012.34

Administrators and instructional personnel shall only be promoted to the next classification level and receive a pay increase if the evaluation instrument indicates they are:

Highly Effective

Effective

Needs Improvement

Baker County School Board
Teacher Placement Schedule: 240 Day Contract
FYE June 30, 2022

CL	Bachelors	Masters	Specialist	Doctorate
0	51,688.93	55,100.10	56,318.38	57,780.30
1	51,688.93	55,100.10	56,318.38	57,780.30
2	51,688.93	55,100.10	56,318.38	57,780.30
3	51,688.93	55,100.10	56,318.38	57,780.30
4	51,688.93	55,100.10	56,318.38	57,780.30
5	51,688.93	55,100.10	56,318.38	57,780.30
6	51,688.93	55,100.10	56,318.38	57,780.30
7	51,688.93	55,100.10	56,318.38	57,780.30
8	51,688.93	55,100.10	56,318.38	57,780.30
9	51,688.93	55,100.10	56,318.38	57,780.30
10	52,631.88	56,043.05	57,261.32	58,723.25
11	53,606.50	57,017.66	58,235.94	59,697.87
12	54,581.12	57,992.28	59,210.56	60,672.49
13	55,799.39	59,210.56	60,428.83	61,890.76
14	57,017.66	60,428.83	61,647.11	63,109.04
15	58,030.05	61,441.22	62,659.49	64,121.42
16	59,248.32	62,659.49	63,877.77	65,339.70
17	60,466.60	63,877.77	65,096.04	66,557.97
18	61,684.87	65,096.04	66,314.31	67,776.24
19	62,903.15	66,314.31	67,532.59	68,994.52
20	64,121.42	67,532.59	68,750.86	70,212.79
21	65,339.70	68,750.86	69,969.14	71,431.07
22	66,557.97	69,969.14	71,187.41	72,649.34
23	67,776.24	71,187.41	72,405.69	73,867.61
24	69,207.72	72,618.88	73,837.16	75,299.09
25	70,791.47	74,202.64	75,420.91	76,882.84

**PER FLORIDA STATUTE*

F.S. 1012.34

Administrators and instructional personnel shall only be promoted to the next classification level and receive a pay increase if the evaluation instrument indicates they are:

Highly Effective

Effective

Needs Improvement

Baker County School Board
Teacher Placement Schedule - 261 Day Contract
FYE June 30, 2022

CL	Bachelors	Masters	Specialist	Doctorate
0	56,211.72	59,921.36	61,246.23	62,836.08
1	56,211.72	59,921.36	61,246.23	62,836.08
2	56,211.72	59,921.36	61,246.23	62,836.08
3	56,211.72	59,921.36	61,246.23	62,836.08
4	56,211.72	59,921.36	61,246.23	62,836.08
5	56,211.72	59,921.36	61,246.23	62,836.08
6	56,211.72	59,921.36	61,246.23	62,836.08
7	56,211.72	59,921.36	61,246.23	62,836.08
8	56,211.72	59,921.36	61,246.23	62,836.08
9	56,211.72	59,921.36	61,246.23	62,836.08
10	57,237.17	60,946.81	62,271.69	63,861.53
11	58,297.07	62,006.71	63,331.58	64,921.43
12	59,356.96	63,066.61	64,391.48	65,981.33
13	60,681.84	64,391.48	65,716.36	67,306.20
14	62,006.71	65,716.36	67,041.23	68,631.08
15	63,107.68	66,817.32	68,142.20	69,732.05
16	64,432.55	68,142.20	69,467.07	71,056.92
17	65,757.43	69,467.07	70,791.94	72,381.79
18	67,082.30	70,791.94	72,116.82	73,706.66
19	68,407.17	72,116.82	73,441.69	75,031.54
20	69,732.05	73,441.69	74,766.56	76,356.41
21	71,056.92	74,766.56	76,091.44	77,681.28
22	72,381.79	76,091.44	77,416.31	79,006.16
23	73,706.66	77,416.31	78,741.18	80,331.03
24	75,263.39	78,973.04	80,297.91	81,887.76
25	76,985.73	80,695.37	82,020.24	83,610.09

**PER FLORIDA STATUTE*

F.S. 1012.34

Administrators and instructional personnel shall only be promoted to the next classification level and receive a pay increase if the evaluation instrument indicates they are:

Highly Effective

Effective

Needs Improvement

Baker County School Board**Teacher Placement Schedule: Summer School (Hourly Rate)****FYE June 30, 2022**

Years	Bachelors	Masters	Specialist	Doctorate
0	28.72	30.61	31.29	32.10
1	28.72	30.61	31.29	32.10
2	28.72	30.61	31.29	32.10
3	28.72	30.61	31.29	32.10
4	28.72	30.61	31.29	32.10
5	28.72	30.61	31.29	32.10
6	28.72	30.61	31.29	32.10
7	28.72	30.61	31.29	32.10
8	28.72	30.61	31.29	32.10
9	28.72	30.61	31.29	32.10
10	29.24	31.14	31.81	32.62
11	29.78	31.68	32.35	33.17
12	30.32	32.22	32.89	33.71
13	31.00	32.89	33.57	34.38
14	31.68	33.57	34.25	35.06
15	32.24	34.13	34.81	35.62
16	32.92	34.81	35.49	36.30
17	33.59	35.49	36.16	36.98
18	34.27	36.16	36.84	37.65
19	34.95	36.84	37.52	38.33
20	35.62	37.52	38.19	39.01
21	36.30	38.19	38.87	39.68
22	36.98	38.87	39.55	40.36
23	37.65	39.55	40.23	41.04
24	38.45	40.34	41.02	41.83
25	39.33	41.22	41.90	42.71

2021-2022 PART-TIME TEACHING SALARY SCHEDULE

Years of Experience (In the area of current part-time teaching)	Bachelor's Degree (Hourly Rate)	Master's Degree (Hourly Rate)	Specialist Degree (Hourly Rate)	Doctorate Degree (Hourly Rate)
1 - 9	\$28.72	\$30.61	\$31.29	\$32.10
10 - 14	\$29.24	\$31.14	\$31.81	\$32.62
15 - up	\$32.24	\$34.13	\$34.81	\$35.62

Board approved after school tutoring or direct instruction to students beyond the student day shall be paid at the teacher's hourly rate.

Instruction or presentation of an in-service workshop or the like shall be paid at the teacher's hourly rate when outside the normal contractual day.

Preparation for workshops, writing projects, curriculum development, preparation of materials for in-service and the like shall be paid at the step 0 hourly rate. The number of preparation hours will be predetermined, and board approved.

Teachers attending workshops shall be paid \$85.85 for ½ day (3.5 hrs.) and \$183.98 for a whole day (7.5 hrs. to include a 30 min lunch).

2021-2022 SUPPLEMENTAL SALARY SCHEDULE
BAKER COUNTY SCHOOL BOARD

FYE June 30, 2022

Athletics, Cheerleaders, Dance Teams, and Music

Athletic Directors and Trainer

High School Athletic Director	\$4,865.00
Middle School Athletic Coordinator	2,500.00
Athletic Trainer.....	3,500.00

Football

****High School Varsity Head Coach	4,350.00
****High School Assistant Coach (7)	2,575.00
****Middle School Head Coach	2,000.00
****Middle School Assistant Coach (3)	1,500.00
*****Girls' Flag Football Head Coach.....	1,390.00
*****Girls' Flag Football Assistant Coach.....	890.00

Basketball

High School Boys' Varsity Head Coach.....	3,630.00
High School Boys' Head Assistant Coach.....	1,595.00
Boys' Assistant Coach	1,390.00
Girls' Varsity Coach	3,630.00
Girls' Assistant Coach (2)	1,390.00
Boys' Middle School Coach	2,000.00
Boys' Middle School Assistant Coach	1,000.00
Girls' Middle School Coach.....	2,000.00
Girls' Middle School Assistant Coach.....	1,000.00

Wrestling

Wrestling Coach.....	2,470.00
Assistant Wrestling Coach	1,390.00

Baseball

Baseball Coach	3,090.00
Assistant Baseball Coach (2).....	1,390.00
Middle School Baseball Coach	1,500.00
Assistant Middle School Baseball Coach.....	1,000.00

Weightlifting

Boys' Weightlifting Coach.....	2,060.00
Girls' Weightlifting Coach	2,060.00
Assistant Boys' Weightlifting Coach.....	1,030.00
Assistant Girls' Weightlifting Coach	1,030.00

Track

Boys' Track Coach.....	2,060.00
Girls' Track Coach	2,060.00
Boys' Assistant Track Coach.....	1,030.00
Girls' Assistant Track Coach	1,030.00

2021-2022 SUPPLEMENTAL SALARY SCHEDULE
BAKER COUNTY SCHOOL BOARD

FYE June 30, 2022

Cross Country

Boys' Cross Country Coach 1,390.00
Girls' Cross Country Coach..... 1,390.00

Tennis

Boys' Tennis Coach..... 1,390.00
Girls' Tennis Coach 1,390.00

Volleyball

High School Girls' Volleyball Coach 2,470.00
High School Girls' Junior Varsity Volleyball Coach..... 1,390.00
Middle School Volleyball Coach 1,500.00
Middle School Assistant Volleyball Coach 1,000.00

Softball

Girls' Softball Coach (Fast Pitch) 3,090.00
Girls' Assistant Softball Coach (Fast Pitch) (2)..... 1,390.00
Middle School Girls' Softball Coach..... 1,500.00
Middle School Girls' Assistant Softball Coach..... 1,000.00

Bowling

Girls' Bowling Coach..... 1,545.00
Girls' Assistant Bowling Coach..... 1,030.00

Swimming

Boys' High School Swim Team Coach..... 1,390.00
Girls' High School Swim Team Coach..... 1,390.00

Soccer

Boys' High School Soccer Coach..... 1,390.00
Girls' High School Soccer Coach..... 1,390.00

Cheerleader Sponsors

High School Competitive..... 1,030.00
High School Varsity Football 1,030.00
High School Junior Varsity Football 750.00
High School Varsity Basketball 1,030.00
High School Junior Varsity Basketball 750.00
Middle School Football (1)..... 750.00
Middle School Basketball (1)..... 750.00

High School Dance Drill Team

Football Season (1)..... 525.00
Basketball Season (1)..... 525.00
Choreographer (1)..... 275.00

2021-2022 SUPPLEMENTAL SALARY SCHEDULE
BAKER COUNTY SCHOOL BOARD

FYE June 30, 2022

Middle School Dancin' Paws

Football Season (1).....	300.00
Basketball Season (1).....	300.00

Band

High School Band Director.....	4,120.00
High School Assistant Band Director	1,030.00
Middle School Band Director	1,750.00
Middle School Assistant Band Director	775.00
Flag Corp	750.00
High School Majorettes	750.00
Middle School Majorettes	750.00

Chorus

High School	980.00
Middle School.....	775.00
Westside Elementary School	425.00
Macclenny Elementary School.....	425.00

Career and Technical Education Organizations

Agriculture

Agriculture High School (2).....	3,090.00
Agriculture Middle School.....	1,545.00

Future Homemakers of America (FHA)

High School	475.00
-------------------	--------

Future Business Leaders of America (FBLA)

High School	450.00
-------------------	--------

Additional CTE Organizations

Cooperative Education Club of Florida (CECF).....	450.00
HOSA.....	450.00
Vocational Industrial Clubs of America (VICA).....	450.00

Academic Clubs and Student Organizations

Beta Club

High School	525.00
Middle School.....	525.00

Technology Student Association

High School	450.00
Middle School.....	450.00

**2021-2022 SUPPLEMENTAL SALARY SCHEDULE
BAKER COUNTY SCHOOL BOARD**

FYE June 30, 2022

Student Council

High School450.00
Middle School.....450.00

Future Educators Club Sponsor

High School (1).....1,545.00
Middle School (1)450.00

"Just Say No" Club Sponsor

Intermediate School (1)400.00
Macclenny Elementary School (1)400.00
Westside Elementary School (1).....400.00

Youth Power Club Sponsor

High School300.00
Middle School.....300.00

High School Class Sponsor

Senior Class Sponsor.....625.00
Junior Class Sponsor.....625.00
Sophomore Class Sponsor325.00
Freshman Class Sponsor.....325.00

Annual Yearbook

BCHS.....1,500.00
BCMS1,000.00
Intermediate School.....700.00
Macclenny Elementary600.00
Westside Elementary600.00
Pre-K Kindergarten Center.....600.00

Enrichment

Macclenny Elementary (3)450.00
Westside Elementary (3).....450.00
Pre-K Kindergarten Center (2).....450.00
Keller Intermediate School (3).....450.00

Miscellaneous Student Clubs and Organizations

Video Productions475.00
Drama.....3,000.00
High School High Q (2)650.00
Foreign Language.....450.00
Air Force ROTC (2).....2,060.00
SWAT Coordinator.....500.00
Bullying Prevention Club Sponsor – BCMS & BCHS.....450.00
Robotics (4)525.00

2021-2022 SUPPLEMENTAL SALARY SCHEDULE
BAKER COUNTY SCHOOL BOARD

FYE June 30, 2022

Instructional Special Certifications, Specialists, and Instructional Leadership

Director of Guidance

High School (4).....	1,235.00
Middle School (3)	1,235.00
Intermediate School (1)	1,235.00
Macclenny Elementary (1).....	1,235.00
Westside Elementary (1).....	1,235.00
Pre-K Kindergarten Center (1).....	1,235.00
Occupational Specialist.....	1,235.00

Special Programs

Alternative Ed Supplement	1,545.00
Mental Health Counselor	3,000.00
Case Manager.....	3,000.00
ESE Staffing Specialist.....	2,060.00
ESE Teacher (Paid from IDEA).....	1,200.00
Behavioral Analyst (2)	2,000.00
School Psychologist (2)	6,000.00
Teachers Assigned to the Alternative School Full Time	1,500.00
Program Specialist (Title I)	1,030.00
National Board-Certified Teachers	425.00
Special Olympics Coordinator	1,415.00
School Wellness Coordinators	500.00
Occupational Therapist (1).....	1,545.00
Health Services Specialist.....	1,545.00

Speech

Speech and Hearing Therapist (4).....	3,000.00
National Board Certification for Speech	425.00

Chairpersons

**High School	7,000.00
**Middle School.....	5,000.00
*****Intermediate School	3,400.00
*****Macclenny Elementary	3,400.00
*****Westside Elementary.....	3,400.00
*****Pre-K Kindergarten Center.....	3,400.00

Miscellaneous Instructional Leadership

Team Leaders - Middle School (4 or more).....	350.00
Program Specialist (Title 1).....	1,030.00
Peer Teacher.....	625.00
School Activities Coordinator - High School.....	750.00
School Activities Coordinator - Middle School	250.00
***Computer Network Manager	1,030.00
Teacher on Special Assignment (4).....	2,575.00

2021-2022 SUPPLEMENTAL SALARY SCHEDULE
BAKER COUNTY SCHOOL BOARD

FYE June 30, 2022

Bus Duty Supplement (beyond contractual day)

High School (1)	1,200.00
Middle School (1)	1,200.00
Intermediate School (5)	1,200.00
*Macclenny Elementary	1,200.00
*Westside Elementary	1,200.00
*Pre-K Kindergarten Center	1,200.00
Elem (20 Min. or more Beyond the Contractual Day) (Max 4).....	1,600.00

Gate Duty - Student Drop-Off/Pick Up

*Baker County Middle School	1,200.00
Baker County High School (5).....	1,200.00

Longevity *****

Longevity for 197-Day Teachers.....	6,300.00
Longevity for 216-Day Teachers.....	6,908.00
Longevity for 240-Day Teachers.....	7,675.00
Longevity for 261-Day Teachers.....	8,347.00

- * Number of positions subject to periodic adjustments as mutually agreed upon.
- ** For BCHS and BCMS divide existing dollars pro rata based upon number of persons in department compared to number of persons in all departments.
- *** Limit to maximum of \$1,030 for each school that is networked (High School, Middle School, Westside Elementary, Macclenny Elementary, Intermediate School, Pre-K Kindergarten Center)
- **** Football Coaches will be paid their supplement in two separate payments (30% Spring Football / 70% Fall Football)
- ***** These supplements will be paid for entirely from sponsor/booster funds. No funds will be used from the school district to pay these supplements or to run these programs.
- ***** Amount is to be divided by the total number of chairmen at school.
- ***** Longevity is for teachers who have completed 25 or more years of service as a teacher.

INSTRUCTIONAL DIFFERENTIATED PAY POSITIONS**Director of Guidance**

High School (4).....	1,235.00
Middle School (3)	1,235.00
Intermediate School (1)	1,235.00
Macclenny Elementary (1).....	1,235.00
Westside Elementary (1).....	1,235.00
Pre-K Kindergarten Center (1).....	1,235.00
Occupational Specialist.....	1,235.00

ESE

ESE Staffing Specialist.....	2,060.00
Behavioral Analyst.....	2,000.00
School Psychologist.....	6,000.00
Speech and Hearing Therapist.....	3,000.00
National Board Certification for Speech	425.00
Occupational Therapist	1,545.00
ESE Teacher (Paid from IDEA).....	1,200.00

Chairpersons

High School	7,000.00
Middle School.....	5,000.00
Intermediate School.....	3,400.00
Macclenny School.....	3,400.00
Westside School	3,400.00
Southside Education Center (2)	200.00
Pre-K Kindergarten Center	1,235.00

Other Miscellaneous

Teachers Assigned to the Alternative School Full Time	1,500.00
Team Leaders - Middle School (4 or more)	350.00
Peer Teacher.....	625.00
Computer Network Manager	1,030.00
Teachers at Title I Schools (FY 2020-2021 only)	50.00
Move from a Non-Low Perf Sch to a Low Perf Sch (One Time Pay)	300.00

On an annual basis administration will review all instructional positions to determine if differentiated pay is necessary based on Section 1012.22(1)(c)4.b., Florida Statutes.

2021-2022 SUPPLEMENTAL PLACEMENT SCHEDULE
BAKER COUNTY SCHOOL BOARD
FYE June 30, 2022

FYE June 30, 2022

CLASSIFICATION LEVEL	197 day SERVICE SUPPLEMENT	216 day SERVICE SUPPLEMENT	240 day SERVICE SUPPLEMENT	261 day SERVICE SUPPLEMENT
0	0.00	0.00	0.00	0.00
1	0.00	0.00	0.00	0.00
2	0.00	0.00	0.00	0.00
3	0.00	0.00	0.00	0.00
4	0.00	0.00	0.00	0.00
5	29.00	31.80	35.33	38.42
6	129.00	141.44	157.16	170.91
7	204.00	223.68	248.53	270.27
8	279.00	305.91	339.90	369.64
9	354.00	388.14	431.27	469.01
10	150.00	164.47	182.74	198.73
11	200.00	219.29	243.65	264.97
12	250.00	274.11	304.57	331.22
13	300.00	328.93	365.48	397.46
14	350.00	383.76	426.40	463.71
15	500.00	548.22	609.14	662.44
16	550.00	603.05	670.05	728.68
17	600.00	657.87	730.96	794.92
18	650.00	712.69	791.88	861.17
19	700.00	767.51	852.79	927.41
20	750.00	822.34	913.71	993.65
21	800.00	877.16	974.62	1,059.90
22	850.00	931.98	1,035.53	1,126.14
23	900.00	986.80	1,096.45	1,192.39
24	950.00	1,041.62	1,157.36	1,258.63
25	600.00	657.87	730.96	794.92

Additional Longevity supplement at Classification Level 25 or above in the amount of \$6,300.00

Classification level placement for instructional employees is based on years of experience in Florida or out of state.

Performance pay for an evaluation rating of Highly Effective (HE) will receive \$250 OR performance pay for an evaluation rating of Effective (E) will receive \$125 AND will increase one classification level.

***PER FLORIDA STATUTE 1012.34**

Administrators and instructional personnel shall only be promoted to the next classification level and receive a pay increase if the evaluation instrument indicates they are:

Highly Effective

Effective

Needs Improvement

**SALARY SCHEDULE GUIDELINES
2021-2022**

INSTRUCTIONAL PERSONNEL

For the term of this contract, a classification level represents one (1) year of recognized teaching experience. Teachers who have worked ninety-nine (99) or more days in Baker County during the preceding school year will be advanced one classification level in the appropriate column.

Upon notification, in writing, to the Finance Department by August 1, newly earned advanced degrees will be pro-rated from January 1, if verified by the Certification Administrator at the District Office.

Any employee having an advanced degree, in field, and working the majority of their day in that field, will be eligible for an additional \$300.00 as part of their salary as verified and approved by the Associate Superintendent for Personnel Services. Those holding advanced degrees as of September 1, 1987 will be grandfathered in and will be entitled to this additional compensation.

INSTRUCTIONAL SUPPORT PERSONNEL

Media Specialists, Guidance Counselors and other instructional support personnel may work additional days if extra days are approved by the Principal, Superintendent, and the School Board.

SUBSTITUTE TEACHER AND SUBSTITUTE NURSE PAY –

*******Effective July 1 - September 29, 2021*******

All substitutes, as verified by the Associate Superintendent in charge of certification, will be paid as follows:

Non-Degreed (High School Diploma)	\$ 10.00 per hour
LPN Subbing for a Nurse	\$ 10.67 per hour
Associate of Arts or Science	\$ 11.33 per hour
Bachelor's Degree	\$ 13.33 per hour
Master's Degree or Higher	\$ 16.67 per hour

SUBSTITUTE TEACHER AND SUBSTITUTE NURSE PAY –

*******Effective September 30, 2021*******

All substitutes, as verified by the Associate Superintendent in charge of certification, will be paid as follows:

Non-Degreed (High School Diploma)	\$ 11.25 per hour
LPN Subbing for a Nurse	\$ 12.00 per hour
Associate of Arts or Science	\$ 12.60 per hour
Bachelor's Degree	\$ 14.60 per hour
Master's Degree or Higher	\$ 18.00 per hour

**2021-2022 Baker County School Board
SUPPORT STAFF SALARY SCHEDULE**

FYE June 30, 2022

**Data Processing Manager for
Student/Staff & Finance**

**Annualized/261-Day
Teacher Salary Schedule**

Social Worker/Attendance Office

**240-Day
Teacher Salary Schedule**

EXPERIENCE MUST BE IN FIELD AND VERIFIED BY EMPLOYER

Upon official transcript notification, in writing, to the Finance Office and verification by the Associate Superintendent in charge of District Certification, newly earned advanced degrees will be pro-rated.

Any employee having an advanced degree, in field, and working the majority of their day in that field, will be eligible for an additional \$300.00 as part of their salary as verified and approved by the Director of Certification. Those holding advanced degrees as of September 1st, 1987 will be grandfathered in and will be entitled to this additional compensation.

Baker County School Board**Health Services Specialist Salary Schedule - 197 Days & 186 Days****School Health Nurse/RN/Case Manager Salary Schedule - 197 Days & 186 Days
FYE June 30, 2022**

Years Experience	197 days Annual Contract Salary	197 days Masters Contract Salary	186 days Annual Contract Salary	186 days Masters Contract Salary
0	42,428.00	45,228.00	40,058.92	42,702.58
1	42,428.00	45,228.00	40,058.92	42,702.58
2	42,428.00	45,228.00	40,058.92	42,702.58
3	42,428.00	45,228.00	40,058.92	42,702.58
4	42,428.00	45,228.00	40,058.92	42,702.58
5	42,428.00	45,228.00	40,058.92	42,702.58
6	42,428.00	45,228.00	40,058.92	42,702.58
7	42,428.00	45,228.00	40,058.92	42,702.58
8	42,428.00	45,228.00	40,058.92	42,702.58
9	42,428.00	45,228.00	40,058.92	42,702.58
10	43,202.00	46,002.00	40,789.71	43,433.36
11	44,002.00	46,802.00	41,545.04	44,188.69
12	44,802.00	47,602.00	42,300.37	44,944.02
13	45,802.00	48,602.00	43,244.53	45,888.18
14	46,802.00	49,602.00	44,188.69	46,832.35
15	47,633.00	50,433.00	44,973.29	47,616.94
16	48,633.00	51,433.00	45,917.45	48,561.11
17	49,633.00	52,433.00	46,861.61	49,505.27
18	50,633.00	53,433.00	47,805.78	50,449.43
19	51,633.00	54,433.00	48,749.94	51,393.59
20	52,633.00	55,433.00	49,694.10	52,337.76
21	53,633.00	56,433.00	50,638.26	53,281.92
22	54,633.00	57,433.00	51,582.43	54,226.08
23	55,633.00	58,433.00	52,526.59	55,170.24
24	56,808.00	59,608.00	53,635.98	56,279.63
25	58,108.00	60,908.00	54,863.39	57,507.05

EXPERIENCE MUST BE IN FIELD AND VERIFIED BY EMPLOYER.

Upon notification, in writing to the Finance Office by August 1, newly earned advanced degrees will be pro-rated from January 1, if verified by the Certification Administrator at the County Office.

Any employee having an advanced degree, in field, and working the majority of their day in that field, will be eligible for an additional \$300.00 as part of their salary as verified and approved by the Director of Certification. Those holding advanced degrees as of September 1, 1987, will be grandfathered in and will be entitled to this additional compensation.

CLASSIFIED/CONFIDENTIAL EMPLOYEES

An employee must work for three (3) years as a classified/confidential employee under the supervision of a district office administrator to start receiving the additional longevity salary on a cumulative basis as follows, effective July 1, 1984:

3 years.....	\$ 410.00
6 years.....	\$ 420.00
9 years.....	\$ 430.00
12 years.....	\$ 440.00
15 years.....	\$ 450.00
18 years.....	\$ 500.00

The following classified/confidential employees are eligible for the additional longevity salary:

Executive Secretary	Finance Aide I
Bus Garage Shop Manager	Finance Aide II
Auxiliary Services Supervisor	Secretary I
Nutrition Services Area Coordinator	Secretary II
Secretary/School Food Service Finance Aide	Secretary III
Maintenance Foreman/Inventory Manager	
High School/Middle School Secretary/Bookkeeper - 12 month	

An employee who is a classified/confidential employee will be awarded for their college (semester) hours as follows: The rates will not apply when the credit hours are required for employment. Anyone currently employed as of November 20, 2012, may continue on their current track and schedule of earnings according to this scale. For new hires after November 20, 2012, these rates will not be compounded. (Must be from an accredited awarded college with official transcript on file in the Personnel Department)

The existing employees who qualified for these credit awards are grandfathered in at their current rate and schedule.

30-59 Semester Hours -	\$.40 per hr. x total contractual hours
60-89 Semester Hours -	\$.70 per hr. x total contractual hours
90+ Semester Hours -	\$.75 per hr. x total contractual hours

Upon receipt in the Finance Department of official transcript from an accredited college or university, and upon verification by the Associated Superintendent of Human Resources, eligible classified/confidential employees attaining a confirmed degree will receive additional compensation as follows:

Associate of Arts or Associate of Science	\$100
Bachelor of Arts or Bachelor of Science	\$200

**Baker County School Board
Executive Secretary - Salary Schedule
FYE June 30, 2022**

Years Experience	(Exec. Sec.) Annual Salary
0	42,819.31
1	43,112.82
2	43,406.36
3	44,055.66
4	44,349.20
5	44,820.61
6	45,292.03
7	45,585.55
8	45,879.09
9	46,172.60
10	46,732.98
11	48,206.60
12	48,500.14
13	48,793.65
14	49,087.19
15	49,380.70
16	49,674.24
17	49,967.75
18	51,131.15

EXPERIENCE MUST BE IN FIELD AND VERIFIED BY EMPLOYER.

Baker County School Board**Finance Aide - 12 Month Employee (261 Days)****Secretary/Nutrition Services Finance Aide - 11 Month Employee (240 Days)****Nutrition Services Area Coordinator - 10 Month Employee (206 Days)****Salary Schedule****FYE June 30, 2022**

Years Experience	(Fin I) 261 Days Annual Salary	(Fin II) 261 Days Annual Salary	(Fin I) 240 Days Annual Salary	(Fin II) 240 Days Annual Salary	(Fin I) 206 Days Annual Salary	(Fin II) 206 Days Annual Salary
0	42,819.31	40,097.53	39,374.08	36,871.29	33,796.08	31,647.86
1	43,112.82	40,391.04	39,643.98	37,141.19	34,027.75	31,879.52
2	43,406.36	40,684.58	39,913.89	37,411.11	34,259.42	32,111.20
3	44,055.66	41,333.88	40,510.95	38,008.17	34,771.90	32,623.68
4	44,349.20	41,627.42	40,780.87	38,278.08	35,003.58	32,855.36
5	44,820.61	42,098.83	41,214.35	38,711.57	35,375.65	33,227.43
6	45,292.03	42,570.26	41,647.85	39,145.06	35,747.74	33,599.51
7	45,585.55	42,863.77	41,917.75	39,414.96	35,979.40	33,831.18
8	45,879.09	43,157.31	42,187.66	39,684.88	36,211.08	34,062.85
9	46,172.60	43,450.82	42,457.56	39,954.78	36,442.74	34,294.52
10	46,732.98	44,011.20	42,972.85	40,470.07	36,885.03	34,736.81
11	48,206.60	45,484.82	44,327.91	41,825.13	38,048.12	35,899.90
12	48,500.14	45,778.36	44,597.83	42,095.04	38,279.80	36,131.58
13	48,793.65	46,071.87	44,867.73	42,364.94	38,511.47	36,363.24
14	49,087.19	46,365.41	45,137.64	42,634.86	38,743.14	36,594.92
15	49,380.70	48,437.87	45,407.54	44,540.57	38,974.81	38,230.65
16	49,674.24	48,731.40	45,677.46	44,810.48	39,206.49	38,462.33
17	49,967.75	49,024.92	45,947.36	45,080.38	39,438.15	38,693.99
18	51,131.15	50,179.22	47,017.15	46,141.81	40,356.39	39,605.06

EXPERIENCE MUST BE IN FIELD AND VERIFIED BY EMPLOYER.

After two (2) years on the Finance Aide II scale, a person may be promoted to the Finance Aide I scale with the approval of the immediate supervisor.

Baker County School Board
Secretary Salary Schedule - 261 Days and 240
FYE June 30, 2022

Years Experience	(Sec. I) Annual Salary 261	(Sec. II) Annual Salary 261	(Sec. III) Annual Salary 261	(Sec. I) Annual Salary 240	(Sec. II) Annual Salary 240	(Sec. III) Annual Salary 240
0	40,097.53	39,154.69	37,690.61	36,871.29	36,004.31	34,658.03
1	40,391.04	39,448.21	37,984.15	37,141.19	36,274.21	34,927.95
2	40,684.58	39,741.74	38,277.66	37,411.11	36,544.13	35,197.85
3	41,333.88	40,391.04	38,926.99	38,008.17	37,141.19	35,794.93
4	41,627.42	40,684.58	39,220.50	38,278.08	37,411.11	36,064.83
5	42,098.83	41,155.99	39,691.93	38,711.57	37,844.59	36,498.33
6	42,570.26	41,627.42	40,163.34	39,145.06	38,278.08	36,931.81
7	42,863.77	41,920.93	40,456.87	39,414.96	38,547.99	37,201.72
8	43,157.31	42,214.47	40,750.39	39,684.88	38,817.90	37,471.62
9	43,450.82	42,507.98	41,043.92	39,954.78	39,087.80	37,741.54
10	44,011.20	43,068.36	41,604.28	40,470.07	39,603.09	38,256.81
11	45,484.82	44,541.99	43,077.93	41,825.13	40,958.15	39,611.89
12	45,778.36	44,835.52	43,371.44	42,095.04	41,228.06	39,881.79
13	46,071.87	45,129.04	43,664.98	42,364.94	41,497.96	40,151.70
14	46,365.41	45,422.57	43,958.49	42,634.86	41,767.88	40,421.60
15	46,658.92	45,716.09	44,252.03	42,904.76	42,037.78	40,691.52
16	46,952.46	46,009.62	44,545.54	43,174.67	42,307.70	40,961.42
17	47,245.97	46,303.14	44,839.08	43,444.57	42,577.60	41,231.34
18	48,383.14	47,431.21	45,953.02	44,490.24	43,614.91	42,255.65

EXPERIENCE MUST BE IN FIELD AND VERIFIED BY EMPLOYER.

After two (2) years on the Secretary III Scale, an employee may be promoted to Secretary II if the immediate supervisor feels that the employee has progressed well enough to assume the responsibilities of a Secretary II.

After two (2) years on the Secretary II Scale, an employee may be promoted to Secretary I if the immediate supervisor feels that the employee has progressed well enough to assume the responsibilities of a Secretary I.

Baker County School Board**Part-Time Finance Aide - 11 Month Employee (240 Days at 3.5 Hours per Day)****Salary Schedule****FYE June 30, 2022**

Years Experience	(Fin I) 240 Days 3.5 Hours per Day Annual Salary	(Fin II) 240 Days 3.5 Hours per Day Annual Salary
0	18,374.57	17,206.60
1	18,374.57	17,206.60
2	18,500.52	17,332.56
3	18,500.52	17,332.56
4	18,626.48	17,458.52
5	18,626.48	17,458.52
6	18,905.11	17,737.15
7	18,905.11	17,737.15
8	19,031.07	17,863.11
9	19,031.07	17,863.11
10	19,233.36	18,065.40
11	19,233.36	18,065.40
12	19,435.66	18,267.70
13	19,435.66	18,267.70
14	19,561.62	18,393.65
15	19,561.62	18,393.65
16	19,687.58	18,519.61
17	19,687.58	18,519.61
18	19,813.53	18,645.56
19	19,813.53	18,645.56
20	20,054.00	18,886.03
21	20,054.00	18,886.03
22	20,686.36	19,518.39
23	20,686.36	19,518.39
24	20,812.32	19,644.35
25	20,812.32	19,644.35
26	20,938.27	19,770.31
27	20,938.27	19,770.31
28	21,064.23	19,896.27
29	21,064.23	19,896.27
30	21,190.19	20,785.60
31	21,190.19	20,785.60
32	21,316.15	20,911.56
33	21,316.15	20,911.56
34	21,442.10	21,037.51
35	21,442.10	21,037.51
36	21,941.34	21,532.85

EXPERIENCE MUST BE IN FIELD AND VERIFIED BY EMPLOYER.

After Four (4) years on the part-time Finance Aide II scale, a person may be promoted to the Finance Aide I scale with the approval of the immediate supervisor.

Baker County School Board
High School & Middle School Secretary/Bookkeeper - 261 days
Salary Schedule
FYE June 30, 2022

Years Experience	Salary 261 - Days	Salary 240 - Days
0	38,142.04	35,073.14
1	38,439.19	35,346.38
2	38,773.49	35,653.78
3	39,404.95	36,234.44
4	39,739.25	36,541.84
5	40,222.12	36,985.86
6	40,734.32	37,456.85
7	41,031.46	37,730.08
8	41,291.47	37,969.17
9	41,625.77	38,276.57
10	42,182.94	38,788.91
11	43,697.35	40,181.47
12	43,994.51	40,454.72
13	44,291.65	40,727.96
14	44,625.95	41,035.36
15	44,923.12	41,308.61
16	45,257.40	41,616.00
17	45,554.56	41,889.25
18	46,679.08	42,923.29

EXPERIENCE MUST BE IN FIELD AND VERIFIED BY EMPLOYER.

LONGEVITY

All non-instructional personnel who have completed 15-19 years non-instructional service in the Baker County School District, shall receive an additional \$1,100.00 as part of their base salary. Eligibility for this \$1,100.00 addition to the base salary ends at the end of the 20th year of service.

All non-instructional personnel who have completed 20-24 years non-instructional service in the Baker County School District, shall receive \$1,700 as part of their base salary. Eligibility for this \$1,700.00 addition to the base salary ends at the end of the 25th year of service

All non-instructional personnel who have completed 25 or more years non-instructional service in the Baker County School District, shall receive an additional \$2,200.00 as part of their base salary.

**NON-INSTRUCTIONAL PERSONNEL
SALARY SCHEDULE GUIDELINES
AWARD FOR COLLEGE SEMESTER HOURS
2021-2022**

All non-instructional employees will be awarded for their college hours as follows: (Must be from an accredited awarded college with official transcript on file in the Personnel Department)

30 - 59 Semester Hours - \$.40 per hr. x total contractual hours
60 - 89 Semester Hours - \$.70 per hr. x total contractual hours
90+ Semester Hours - \$.75 per hr. x total contractual hours

These rates will not apply when the credit hours are required for employment. Anyone currently employed, as of ratification date November 20, 2012, may continue on their current track and schedule of earnings according to this scale. For new hires, after ratification date November 20, 2012, these rates will not be compounded.

The existing employees who qualified for these credit awards are grandfathered in at their current rate and schedule.

Upon receipt in the Finance Department of official transcript from an accredited college or university, and upon verification by the Associate Superintendent of Human Resources, eligible non-instructional employees attaining a confirmed degree will receive additional compensation as follows:

AA/AS Degrees	\$100/year
BA/BS Degrees	\$200/year

**Baker County School Board
School Secretary-Bookkeeper Data Processors & VPK/Pre-K Coordinator
School Secretary/Clerical Assistant to Teachers
Salary Schedule
FYE June 30, 2022**

7 1/2 Hours, 216 Days - 1620 Hours (including holidays)
7 1/2 Hours, 240 Days - 1800 Hours (including holidays)
7 1/2 Hours, 261 Days - 1957.5 Hours (including holidays)
5 Hours, 261 Days - 1305 Hours (including holidays)

School Secretary-Bookkeeper Data Processors & VPK/Pre-K Coordinator

Years Experience	216 Days		216 Days		240 Days		240 Days		261 Days		261 Days		5hr	
	Per Hour	Per Year	Per Hour	Per Year	Per Hour	Per Year	Per Hour	Per Year	Per Hour	Per Year	Per Hour	Per Year	Per Hour	Per Year
0	14.72	23,839.66	14.69	26,446.55	14.68	28,727.58	14.68	28,727.58	14.68	28,727.58	14.68	28,727.58	14.68	19,151.72
1	14.99	24,284.13	14.97	26,940.41	14.95	29,264.65	14.95	29,264.65	14.95	29,264.65	14.95	29,264.65	14.95	19,509.77
2	15.13	24,518.06	15.11	27,200.33	15.09	29,547.32	15.09	29,547.32	15.09	29,547.32	15.09	29,547.32	15.09	19,698.21
3	15.42	24,985.93	15.40	27,720.18	15.38	30,112.66	15.38	30,112.66	15.38	30,112.66	15.38	30,112.66	15.38	20,075.10
4	15.55	25,196.47	15.53	27,954.11	15.51	30,367.06	15.51	30,367.06	15.51	30,367.06	15.51	30,367.06	15.51	20,244.71
5	15.77	25,547.36	15.75	28,344.00	15.73	30,791.06	15.73	30,791.06	15.73	30,791.06	15.73	30,791.06	15.73	20,527.37
6	15.93	25,804.69	15.91	28,629.92	15.89	31,101.99	15.89	31,101.99	15.89	31,101.99	15.89	31,101.99	15.89	20,734.66
7	16.04	25,991.84	16.02	28,837.86	16.00	31,328.13	16.00	31,328.13	16.00	31,328.13	16.00	31,328.13	16.00	20,885.42
8	16.19	26,225.77	16.17	29,097.78	16.15	31,610.80	16.15	31,610.80	16.15	31,610.80	16.15	31,610.80	16.15	21,073.86
9	16.32	26,436.31	16.30	29,331.72	16.28	31,865.20	16.28	31,865.20	16.28	31,865.20	16.28	31,865.20	16.28	21,243.47
10	16.55	26,810.60	16.53	29,747.59	16.51	32,317.47	16.51	32,317.47	16.51	32,317.47	16.51	32,317.47	16.51	21,544.98
11	18.93	30,672.16	18.89	34,000.84	18.91	37,016.94	18.91	37,016.94	18.91	37,016.94	18.91	37,016.94	18.91	24,677.96

School Secretary/Clerical Assistant to Teachers

Years Experience	216 Days		216 Days	
	Per Hour	Per Year	Per Hour	Per Year
0	13.82	22,380.74	13.82	22,380.74
1	14.08	22,801.81	14.08	22,801.81
2	14.21	23,012.35	14.21	23,012.35
3	14.51	23,503.61	14.51	23,503.61
4	14.85	23,737.54	14.85	23,737.54
5	14.85	24,065.05	14.85	24,065.05
6	15.00	24,298.98	15.00	24,298.98
7	15.11	24,486.12	15.11	24,486.12
8	15.24	24,696.66	15.24	24,696.66
9	15.40	24,953.99	15.40	24,953.99
10	15.66	25,375.07	15.66	25,375.07
11	17.99	29,147.60	17.99	29,147.60

EXPERIENCE MUST BE IN FIELD AND VERIFIED BY EMPLOYER.

**Baker County School Board
Instructional Assistants
Salary Schedule
FYE June 30, 2022**

Years Experience	Aide 187		Aide 206		Aide 216		Aide 216		5 Hr/Day Aide 186		5 Hr/Day Aide 186		Aide 197		Aide 240	
	Per Hour	Aide 187 Salary	Per Hour	Aide 206 Salary	Per Hour	Aide 216 Salary	Per Hour	Aide 216 Salary	Per Hour	Aide 186 Salary	Per Hour	Aide 186 Salary	Per Hour	Aide 197 Salary	Per Hour	Aide 240 Salary
0	13.78	19,325.35	13.75	21,250.52	13.74	22,263.77	13.78	22,263.77	13.78	12,814.67	13.77	12,814.67	13.77	20,342.75	13.74	24,737.52
1	14.05	19,710.15	14.03	21,674.42	14.02	22,708.24	14.05	22,708.24	14.05	13,069.83	14.04	13,069.83	14.04	20,748.12	14.02	25,231.38
2	14.20	19,912.67	14.17	21,897.52	14.16	22,942.17	14.20	22,942.17	14.20	13,204.13	14.19	13,204.13	14.19	20,961.48	14.16	25,491.30
3	14.50	20,337.97	14.48	22,366.03	14.47	23,433.43	14.50	23,433.43	14.50	13,486.14	14.49	13,486.14	14.49	21,409.52	14.47	26,037.14
4	14.65	20,540.50	14.62	22,589.13	14.61	23,667.36	14.65	23,667.36	14.65	13,620.44	14.63	13,620.44	14.63	21,622.88	14.61	26,297.07
5	14.86	20,844.29	14.84	22,923.79	14.83	24,018.26	14.86	24,018.26	14.86	13,821.88	14.85	13,821.88	14.85	21,942.91	14.83	26,686.96
6	15.01	21,046.81	14.98	23,146.89	14.97	24,252.19	15.01	24,252.19	15.01	13,956.17	15.00	13,956.17	15.00	22,156.27	14.97	26,946.88
7	15.14	21,229.08	15.11	23,347.68	15.10	24,462.73	15.14	24,462.73	15.14	14,077.04	15.13	14,077.04	15.13	22,348.29	15.10	27,180.81
8	15.25	21,391.10	15.23	23,526.16	15.22	24,649.88	15.25	24,649.88	15.25	14,184.47	15.24	14,184.47	15.24	22,518.97	15.22	27,388.75
9	15.43	21,634.13	15.40	23,793.88	15.39	24,930.60	15.43	24,930.60	15.43	14,345.63	15.41	14,345.63	15.41	22,774.99	15.39	27,700.66
10	15.69	21,998.68	15.66	24,195.47	15.65	25,351.67	15.69	25,351.67	15.69	14,587.36	15.67	14,587.36	15.67	23,159.03	15.65	28,168.53
11	18.14	25,439.77	18.09	27,952.02	18.07	29,274.25	18.14	29,274.25	18.14	16,869.15	18.13	16,869.15	18.13	26,784.15	18.07	32,526.94

**A \$250 EOY Matching Bonus will be paid to ESE Pre-K Classroom Paraprofessionals, pending grant award and availability of funding.
 **A \$500 supplement will be paid to ESE K - 12 Classroom Paraprofessionals from the IDEA grant, pending grant award and availability of funding.
 A \$750 annual supplement will be paid to Full time Classroom Paraprofessionals assigned to an alternative school setting.

EXPERIENCE MUST BE IN FIELD AND VERIFIED BY EMPLOYER.

** IDEA bonus/supplement amounts may vary in the future based upon the IDEA grant award amount and funding availability.

**Baker County School Board
Instructional Assistants - Part-Time
Salary Schedule
FYE June 30, 2022**

Aide 187 - 4 hours, 748 hours

Full Time Years Experience	Part Time Years Experience	Per Hour	Aide 187 4 Hr/Day
0	0	13.78	10,306.85
0	1	13.78	10,306.85
1	2	14.05	10,512.08
1	3	14.05	10,512.08
2	4	14.20	10,620.09
2	5	14.20	10,620.09
3	6	14.50	10,846.92
3	7	14.50	10,846.92
4	8	14.65	10,954.93
4	9	14.65	10,954.93
5	10	14.86	11,116.95
5	11	14.86	11,116.95
6	12	15.01	11,224.97
6	13	15.01	11,224.97
7	14	15.14	11,322.18
7	15	15.14	11,322.18
8	16	15.25	11,408.59
8	17	15.25	11,408.59
9	18	15.43	11,538.20
9	19	15.43	11,538.20
10	20	15.69	11,732.63
10	21	15.69	11,732.63
11	22	18.14	13,567.88
11	23	18.14	13,567.88

EXPERIENCE MUST BE IN FIELD AND VERIFIED BY EMPLOYER.

**Baker County School Board
Prekindergarten Child Development Associates
Salary Schedule
7.5 Hours - 197 days - 1477.5 hours
7.5 Hours - 240 days - 1800 hours
FYE June 30, 2022**

Years Experience	Per Hour	CDA 197 Salary	Per Hour	CDA 240 Salary
0	17.22	25,437.78	17.17	30,907.76
1	17.51	25,864.49	17.46	31,427.61
2	17.82	26,333.87	17.78	31,999.44
3	18.11	26,760.58	18.07	32,519.29
4	18.43	27,229.96	18.38	33,091.13
5	18.72	27,656.67	18.67	33,610.98
6	19.02	28,104.71	18.98	34,156.82
7	19.33	28,552.76	19.28	34,702.66
8	19.63	29,000.80	19.58	35,248.50
9	19.93	29,448.85	19.89	35,794.34
10	20.23	29,896.89	20.19	36,340.19
11	23.05	34,062.28	22.97	41,341.35

EXPERIENCE MUST BE IN FIELD AND VERIFIED BY EMPLOYER.

****A \$250 EOY Matching Bonus will be paid to ESE Pre-K Classroom Paraprofessionals, pending grant award and availability of funding.**

**** IDEA bonus/supplement amounts may vary in the future based upon the IDEA grant award amount and funding availability.**

Baker County School Board

Bus Garage Shop Manager

Maintenance Foreman/Inventory Manager

Auxiliary Services Supervisor

Salary Schedule

12 Month Employee - 261 Day

FYE June 30, 2022

Years Experience	Per Year Salary
0	55,870.40
1	56,241.84
2	56,576.14
3	57,319.02
4	57,690.48
5	58,210.49
6	58,759.82
7	59,094.12
8	59,465.56
9	59,837.00
10	60,468.46
11	63,489.92

EXPERIENCE MUST BE IN FIELD AND VERIFIED BY EMPLOYER.

Baker County School Board
Heating Cooling, Electrical Maintenance
Heating Cooling, Electrical (Journeyman)
Safety Inspector
Salary Schedule
FYE June 30, 2022
(12 Months, 8 hours, 261 days = 2088 hours)

Heating, Cooling, Electrical Maintenance

Years Experience	Per Hour	Per Year Salary
0	17.11	35,732.28
1	17.45	36,425.76
2	17.59	36,727.27
3	17.89	37,360.45
4	18.01	37,601.66
5	18.25	38,114.23
6	18.38	38,385.59
7	18.53	38,687.10
8	18.67	38,988.62
9	18.79	39,229.83
10	19.06	39,802.70
11	21.63	45,170.15

After two (2) years on this scale a person employed by the Baker County School System may, with the approval of the immediate supervisor, move to the Journeyman salary schedule below.

Heating, Cooling, Electrical (Journeyman)
Safety Inspector

Years Experience	Per Hour	Per Year Salary
0	19.36	40,429.90
1	19.68	41,099.67
2	19.80	41,343.22
3	20.14	42,043.43
4	20.28	42,347.87
5	20.49	42,774.09
6	20.65	43,108.97
7	20.76	43,352.53
8	20.92	43,687.41
9	21.05	43,961.41
10	21.33	44,539.84
11	24.07	50,250.47

Employee must have a Journeyman's License from a recognized labor union covering these fields or receive immediate supervisor's recommendation after two (2) years successful service within the Baker County School System.

EXPERIENCE MUST BE IN FIELD AND VERIFIED BY EMPLOYER.

Baker County School Board
Apprenticeship Salary Schedule
FYE June 30, 2022
(12 Months, 8 hours, 261 days = 2088 hours)
(11 Months, 8 hours, 240 days = 1920)

Apprenticeship

Years Experience	261 day Per Hour	261 day Per Year Salary	240 day Per Hour	240 day Per Year Salary
0	11.13	23,249.66	11.15	21,409.38
1	11.38	23,762.23	11.40	21,880.71
2	11.55	24,124.05	11.57	22,213.42
3	11.78	24,606.47	11.80	22,657.02
4	12.02	25,088.89	12.03	23,100.63
5	12.28	25,631.61	12.29	23,599.68
6	12.51	26,114.03	12.52	24,043.29
7	12.97	27,078.87	12.98	24,930.49
8	13.45	28,073.86	13.46	25,845.43
9	13.92	29,068.85	13.94	26,760.36
10	14.40	30,063.84	14.41	27,675.30
11	16.68	34,820.77	16.66	31,981.37

After two (2) years on the Apprenticeship Salary Schedule a person employed by the Baker County School System may, with the approval of the immediate supervisor, move to the Maintenance I salary schedule.

EXPERIENCE MUST BE IN FIELD AND VERIFIED BY EMPLOYER.

Baker County School Board**Maintenance Department (Journeyman), Transportation Mechanic (Journeyman)****Maintenance I, Mechanic II, Warehouse/Inventory Clerk****Salary Schedule****FYE June 30, 2022****(12 Months, 8 hours, 261 days = 2088 hours)****(11 Months, 7.5 Hours, 240 days = 1800 hours)****Maintenance Department (Journeyman), Transportation Mechanic (Journeyman)**

Years Experience	Per Hour	261 - Days Per Year Salary	240 - Days Per Year Salary
0	18.29	38,189.91	32,922.33
1	18.58	38,798.79	33,447.23
2	18.73	39,103.23	33,709.68
3	19.03	39,742.55	34,260.82
4	19.18	40,046.99	34,523.27
5	19.41	40,534.09	34,943.18
6	19.54	40,808.09	35,179.39
7	19.69	41,112.53	35,441.83
8	19.82	41,386.52	35,678.04
9	19.95	41,660.52	35,914.24
10	20.23	42,238.96	36,412.89
11	22.84	47,683.63	41,106.58

Employee must have a Journeyman's License from a recognized labor union covering these fields or receive immediate supervisor's recommendation after two (2) years successful service within the Baker County School System.

Bus Mechanic Journeyman -- Employee must have worked three (3) years prior with a reputable firm employing more than (1) full-time mechanic. This must be verified by employer.

A \$500 supplement will be paid to the Bus Mechanic Trainer.

A \$500 supplement will be paid to the Certified Bus Inspector.

Maintenance I, Mechanic II, Warehouse/Inventory Clerk

Years Experience	Per Hour	261 - Days Per Year Salary	240 - Days Per Year Salary
0	14.57	30,425.66	26,229.02
1	14.86	31,028.68	26,748.87
2	15.00	31,330.20	27,008.79
3	15.32	31,993.53	27,580.63
4	15.45	32,264.89	27,814.56
5	15.67	32,717.16	28,204.44
6	15.80	32,988.52	28,438.38
7	15.94	33,290.03	28,698.30
8	16.07	33,561.39	28,932.23
9	16.22	33,862.90	29,192.16
10	16.48	34,405.63	29,660.02
11	18.79	39,228.24	33,817.45

EXPERIENCE MUST BE IN FIELD AND VERIFIED BY EMPLOYER.

**Baker County School Board
Landscape Technician (261 Days)
Custodian (261) & (197)
Salary Schedule
FYE June 30, 2022**

(12 Months, 8 hours, 261 days = 2088 hours)
(11 Months, 8 hours, 240 days = 1920 hours)
(10 Months, 8 hours, 197 days = 1576 hours)
(12 Months, 5.5 Hours, 261 days = 1435.5 hours)

Years Experience	Per Hour	261 - days Salary	Per Hour	240 - days Salary	Per Hour	5.5 Hrs/Day	
						197 - days Salary	261 - Days Salary
0	13.79	28,797.49	13.80	26,504.59	13.85	21,828.64	19,798.28
1	14.05	29,340.21	14.06	27,003.65	14.11	22,238.28	20,171.40
2	14.20	29,641.73	14.21	27,280.90	14.25	22,465.86	20,378.69
3	14.53	30,335.21	14.54	27,918.58	14.59	22,989.29	20,855.45
4	14.64	30,576.42	14.66	28,140.38	14.70	23,171.35	21,021.29
5	14.89	31,088.99	14.90	28,611.71	14.95	23,558.23	21,373.68
6	15.00	31,330.20	15.02	28,833.51	15.06	23,740.29	21,539.51
7	15.13	31,601.56	15.15	29,083.04	15.19	23,945.12	21,726.07
8	15.31	31,963.37	15.32	29,415.75	15.37	24,218.21	21,974.82
9	15.42	32,204.58	15.44	29,637.55	15.48	24,400.27	22,140.65
10	15.68	32,747.31	15.70	30,136.60	15.74	24,809.91	22,513.77
11	17.93	37,432.60	17.94	34,444.92	17.99	28,350.69	25,734.91

EXPERIENCE MUST BE IN FIELD AND VERIFIED BY EMPLOYER.

Substitute Custodian - \$10.00 per hour.

**Custodian Coordinator (Elementary Schools) - \$600.00 supplement
Custodian Coordinator (Middle School) - \$750.00 supplement
Custodian Coordinator (High School) - \$1,000.00 supplement
Floor Team Coordinator (All Schools) - \$1,000.00 supplement**

**Baker County School Board
Part-time Custodian
Salary Schedule
FYE June 30, 2022
(12 Months, 4 Hours, 261 days=1044 hours)**

Full Time Years Experience	Part Time Years Experience	Per Hour	Per Year Salary
0	0	13.79	14,398.75
0	1	13.79	14,398.75
1	2	14.05	14,670.11
1	3	14.05	14,670.11
2	4	14.20	14,820.86
2	5	14.20	14,820.86
3	6	14.53	15,167.60
3	7	14.53	15,167.60
4	8	14.64	15,288.21
4	9	14.64	15,288.21
5	10	14.89	15,544.49
5	11	14.89	15,544.49
6	12	15.00	15,665.10
6	13	15.00	15,665.10
7	14	15.13	15,800.78
7	15	15.13	15,800.78
8	16	15.31	15,981.69
8	17	15.31	15,981.69
9	18	15.42	16,102.29
9	19	15.42	16,102.29
10	20	15.68	16,373.65
10	21	15.68	16,373.65
11	22	17.93	18,716.30
11	23	17.93	18,716.30

Part-time earns 1/2 year experience for each year worked.

EXPERIENCE MUST BE IN FIELD AND VERIFIED BY EMPLOYER.

Baker County School Board**School Bus Driver****Salary Schedule****FYE June 30, 2022****(186 Days @ 5.5 hours = 1023 hours, 186 Days @ 8 hours = 1488 hours)****(Including 6 Holidays)**

5.5 Hr Day			8 Hr Day		
Years Experience	Per Hour	Per Year Salary	Years Experience	Per Hour	Per Year Salary
0	14.72	15,060.31	0	14.61	21,734.25
1	15.10	15,444.39	1	14.98	22,292.92
2	15.28	15,636.43	2	15.17	22,572.25
3	15.73	16,094.37	3	15.62	23,238.35
4	15.98	16,345.50	4	15.86	23,603.63
5	16.32	16,700.04	5	16.21	24,119.32
6	16.53	16,906.85	6	16.41	24,420.14
7	16.73	17,113.67	7	16.61	24,720.96
8	16.97	17,364.80	8	16.86	25,086.24
9	17.16	17,556.84	9	17.05	25,365.57
10	17.58	17,985.24	10	17.47	25,988.70
11	20.60	21,074.01	11	20.38	30,328.55

SUBSTITUTE BUS DRIVERS:

Daily Rate - A minimum salary on 0 years experience above.

Substitute Driver by a Bus Aide to Duval County paid on 1 years experience above.

Trips: \$24.00 per trip or the hourly rate of 1 years experience or current step whichever is less.

Trainer of New Bus Drivers - employee's current hourly rate.

EXPERIENCE MUST BE IN FIELD AND VERIFIED BY EMPLOYER.

**Baker County School Board
 Bus Aide
 Salary Schedule
 (186 Days, 5.5 hours = 1023 hour)
 (186 Days, 8 hours = 1488 hour)
 (Including 6 Holidays)
 FYE June 30, 2022**

Years Experience	Per Hour	8 Hr Day Per Year Salary	Per Hour	5.5 Hr Day Per Year Salary
0	11.12	16,551.91	11.24	11,497.45
1	11.30	16,809.76	11.41	11,674.72
2	11.47	17,067.60	11.59	11,851.99
3	11.64	17,325.45	11.76	12,029.25
4	11.85	17,626.27	11.96	12,236.07
5	12.03	17,905.60	12.15	12,428.11
6	12.22	18,184.93	12.34	12,620.15
7	12.44	18,507.24	12.55	12,841.73
8	12.64	18,808.06	12.76	13,048.55
9	12.84	19,108.88	12.96	13,255.36
10	13.04	19,409.70	13.16	13,462.17
11	14.52	21,610.28	14.74	15,080.19

EXPERIENCE MUST BE IN FIELD AND VERIFIED BY EMPLOYER.

Substitute Aides:

Paid at Step 0 of the bus aides pay schedule.

Bus Drivers who substitute as aides will be paid at their hourly rate.

**Baker County School Board
Nutrition Services Manager
Salary Schedule
(7.5 Hours, 193 Days - 1447.5 Hours)
(8.0 Hours, 193 Days - 1544 Hours)
FYE June 30, 2022**

Years Experience	Per Hour	Per Year Salary 7.5 Hours		Per Year Salary 8.0 Hours**
0	15.36	22,232.55	15.34	23,689.55
1	15.45	22,357.96	15.43	23,823.32
2	15.56	22,525.18	15.55	24,001.69
3	15.81	22,880.52	15.79	24,380.71
4	15.94	23,068.64	15.92	24,581.38
5	16.10	23,298.57	16.08	24,826.63
6	16.18	23,423.98	16.17	24,960.40
7	16.30	23,591.20	16.28	25,138.77
8	16.40	23,737.51	16.38	25,294.84
9	16.49	23,862.93	16.47	25,428.61
10	16.62	24,051.05	16.60	25,629.28
11	18.90	27,364.77	18.87	29,141.48

EXPERIENCE MUST BE IN FIELD AND VERIFIED BY EMPLOYER.

Nutrition Services Manager - Refer to Table 1 below.

Nutrition Service Managers hired on or after July 1, 2010 will be placed on the 7.5 hour Salary Schedule.

Nutrition Services Assistant Manager - \$500.00 Supplement

Nutrition Services Assistant Manager for Catered Site - \$2,000.00 Supplement

Nutrition Service Managers will be required to obtain and retain American School Food Service Association Professional Certification.

TABLE 1

Nutrition Services Manager Supplements:

Manager IV - \$3,000.00

Manager III - \$3,500.00

Manager II - \$4,000.00

Manager I - \$4,500.00

TABLE 1

<u>MANAGER LEVEL</u>	<u>POSITION DESCRIPTION</u>
Manager IV	Food Service Manager of school serving a projected average daily number of combined meal/meal equivalents below 500.
Manager III	Food Service Manager of school serving a projected average daily number of combined meal/meal equivalents between 500 and 599.
Manager II	Food Service Manager of school serving a projected average daily number of combined meal/meal equivalents between 600 and 699.
Manager I	Food Service Manager of school serving a projected average daily number of combined meal/meal equivalents of more than 700.

Note: Total meals and meals per labor hours are an annual average. Formula: total lunches plus total breakfast (divided by 3) plus EDEP snacks (as applicable) divided by 4 plus total ala carte dollars including adult meal charges (divided by regular adult meal cost) equals total meal equivalents.

Baker County School Board
Nutrition Service Assistants - 7 hours per day - 191 days - 1337 hours
Salary Schedule
FYE June 30, 2022

Years Experience	Per Hour	Per Year Salary
0	13.65	18,247.38
1	13.79	18,440.45
2	13.94	18,633.52
3	14.59	19,502.31
4	14.72	19,676.07
5	14.78	19,765.28
6	14.85	19,849.83
7	14.96	20,004.29
8	15.03	20,093.49
9	15.11	20,197.35
10	15.22	20,351.80
11	17.37	23,218.85

Nutrition Service Substitutes - \$10.00 per hour

EXPERIENCE MUST BE IN FIELD AND VERIFIED BY EMPLOYER.

**Baker County School Board
Nutrition Service Assistants - 3HR and 4HR per day
Salary Schedule
FYE June 30, 2022
(3 Hours, 186 Days - 558 Hours; 4 Hours, 186 Days, 744 hours)**

3 Hour Nutrition Services Assistant					4 Hour Nutrition Services Assistant				
Full Time Years Experience	Part Time Years Experience	Per Hour	Per Year Salary		Full Time Years Experience	Part Time Years Experience	Per Hour	Per Year Salary	
0	0	13.65	7,615.59		0	0	13.65	10,154.12	
0	1	13.65	7,615.59		0	1	13.65	10,154.12	
1	2	13.79	7,696.16		1	2	13.79	10,261.55	
1	3	13.79	7,696.16		1	3	13.79	10,261.55	
2	4	13.94	7,776.74		2	4	13.94	10,368.99	
2	5	13.94	7,776.74		2	5	13.94	10,368.99	
3	6	14.59	8,139.33		3	6	14.59	10,852.45	
3	7	14.59	8,139.33		3	7	14.59	10,852.45	
4	8	14.72	8,211.85		4	8	14.72	10,949.14	
4	9	14.72	8,211.85		4	9	14.72	10,949.14	
5	10	14.78	8,249.08		5	10	14.78	10,998.78	
5	11	14.78	8,249.08		5	11	14.78	10,998.78	
6	12	14.85	8,284.37		6	12	14.85	11,045.83	
6	13	14.85	8,284.37		6	13	14.85	11,045.83	
7	14	14.96	8,348.83		7	14	14.96	11,131.78	
7	15	14.96	8,348.83		7	15	14.96	11,131.78	
8	16	15.03	8,386.07		8	16	15.03	11,181.42	
8	17	15.03	8,386.07		8	17	15.03	11,181.42	
9	18	15.11	8,429.41		9	18	15.11	11,239.21	
9	19	15.11	8,429.41		9	19	15.11	11,239.21	
10	20	15.22	8,493.87		10	20	15.22	11,325.16	
10	21	15.22	8,493.87		10	21	15.22	11,325.16	
11	22	17.37	9,690.44		11	22	17.37	12,920.59	
11	23	17.37	9,690.44		11	23	17.37	12,920.59	

Part-time earns 1/2 year experience for each year worked.

EXPERIENCE MUST BE IN FIELD AND VERIFIED BY EMPLOYER.

**MISCELLANEOUS NON-INSTRUCTIONAL
SALARY SCHEDULES****2021-2022****PART-TIME, TEMPORARY, EXTRA-DUTY**

Skilled laborers working on a specific
maintenance project for a limited time \$13.75 per hour

Part-time clerical/typing \$10.00 per hour

Adults working on school board projects
for a limited time \$ 10.00 per hour

Students working part-time summers or other
temporary positions (high school or college) Minimum Wage

For work performed beyond the normal \$10.00 per hour
contractual period in official non-instructional
capacity. This would include writing projects,
curriculum, attending or conducting workshops
beyond the regular contractual period.

Extended Day Enrichment Program

Supervisor (182 days)..... \$15.90 per hour

Assistant (181 days) \$11.90 per hour



Baker County Public Schools Support Services



Sherrie Raulerson, Superintendent of Schools

392 South Boulevard East, Macclenny, Florida 32063

Telephone: (904) 259-6251

www.bakerk12.org

Fax: (904) 259-2825

DATE: December 15, 2021

TO: Sherrie Raulerson, Superintendent

FROM: Teri Ambrose, Executive Director for Support Services *MA*

RE: Board Approval for Network Vulnerability Testing

Due to the ever-changing nature of computer networking and cyber security, we have been made aware of some new security standards for cyber insurance by Arthur J. Gallagher & Company. Because of these new standards, it is necessary to have an expert evaluate the Baker County School District's network vulnerability. The initial evaluation provided by Mark Akins of the Baker Business Center is free to the school district, and if any remediation is needed, it will be performed by the district's IT department. If the remediation exceeds the district's knowledge, then Mark Akins with the Baker Business Center will provide his services for a separate negotiated fee.

Please request board approval of the proposal from Mark Akins of the Baker Business Center to perform a network vulnerability test. If you have any questions, please let me know. Thank you for your assistance in this matter.


cc: Wayne Howell

"Preparing individuals to be lifelong learners, self-sufficient, and responsible citizens of good character"


DISTRICT SCHOOL BOARD MEMBERS

Tiffany McNarnay, District 1 🐾 Richard Dean Griffiths, District 2 🐾 Paula T. Barton, District 3 🐾 Charlie M. Burnett, III, District 4 🐾 Amanda Hodges, District 5

AN EQUAL ACCESS/EQUAL OPPORTUNITY INSTITUTION



Proposal Date:
10.25.21



Prepared for:

Baker County Schools

**Security Consulting Solution
EXTERNAL / INTERNAL VULNERABILITY / PENETRATION TEST
AND FIREWALL REVIEW**

Background

Baker County Schools (herein referred to as Customer) has requested a proposal from the Baker Business Center to perform an internal and external network and application layer penetration test. The Baker Business Center engineer performing the penetration test is a Certified Information Systems Security Professional / Certified Information Systems Auditor and has extensive experience performing ethical hacking activities.

Project Scope

Our purpose, as detailed within this Statement of Work (SOW) is to provide professional services to Customer to perform External and Internal Penetration Testing to identify and possibly exploit vulnerabilities. Customer has the following objectives:

External Network Penetration Test (PEN)

The Baker Business Center will conduct a grey box network penetration test as well as a vulnerability assessment on up to 16 public IP addresses, which involves performing reconnaissance "foot printing" on the target IP addresses, scanning for vulnerabilities and then attempting to gain access via exploits or brute force attacks. A Final Report and presentation will be provided documenting what vulnerabilities have been found, if we were able to gain access and the remediation recommendations for every vulnerability observed. Additionally, the Customer must ensure and confirm a full backup of their public infrastructure, including any databases, before the start of this test. Public IP Addresses to be provided before testing begins.

Internal Network Penetration Test (PEN)

The Baker Business Center will perform a comprehensive firewall review, as well as a grey box network Penetration test test on up to 115,000 Internal IP addresses, which involves performing reconnaissance "foot printing" on the target IP's, scanning for vulnerabilities and then attempting to gain access via exploits or brute force attacks. A Final Report and a companion presentation documenting what vulnerabilities have been found, if we were able to gain access and remediation recommendations for every vulnerability observed.

The following is determined to be out of Scope for this penetration test:

- Client-Side Attacks
- Mobile application penetration testing
- Denial of Service attacks

- Internal web application testing
- Wireless Network testing
- Physical Tests
- Social Engineering

Note: THE BAKER BUSINESS CENTER will provide the customer with three reports, External Test Report, Internal Test Report, Internal firewall Report.

Note: THE BAKER BUSINESS CENTER will conduct a retest on discovered items that are remediated within 90 days from the delivery of the report.

The Baker Business Center has created a proven methodology for performing non-risk-based security assessments. This external and internal penetration test will take place as outlined below:

Penetration Test Engagement

The Baker Business Center will define and document the proposed external and internal penetration test plan. This phase will be accompanied by an authorization letter or approving the Baker Business Center to perform the penetration test plan and signed off by Customer

The Customer and the Baker Business Center will define the rules of engagement as it pertains to reconnaissance and testing.

Penetration Test Reconnaissance

This phase of the project incorporated reconnaissance as it pertains to information systems via information gathering and fingerprinting. As the Scope does not allow social engineering, most of these steps will be passive.

From the external network or Internet, the Baker Business Center will perform targeted scanning on various Customer information assets including the Customer's public-facing IP range within Scope of this engagement. Enumeration will take place on the scan data collected, as well as information obtained from the public Internet.

From the internal network, the Baker Business Center will perform probes and scans to map the internal network. Enumeration will take place on internal systems.

Enumeration and testing of available services and ports to include:

- Edge Router Testing
- Firewall port scanning / ICMP Sweeps including TCP and UDP ports
- SMTP, POP, IMAP, OWA testing
- VPN gateway and Remote Access
- External DNS Analysis

Penetration Testing

The testing phase of the project is where vulnerabilities are identified, validated, and exploited. Compromise of Customer infrastructure, including network, systems, applications, and data, will be attempted. Any critical vulnerabilities and exploits will be documented, and the point of contact for the Customer will be alerted forthwith after testing is complete. Depending on the nature of the vulnerability, exploit, and risk severity rating, this may require immediate patching and hardening. The Baker Business Center will notify the Customer of any specific vulnerability identified.

The Baker Business Center will use a unique variety of penetration testing frameworks, as well as custom/proprietary tools and techniques to achieve testing requirements. The Baker Business Center will use attack techniques frequently employed by real-world hackers to create the most realistic testing scenario. All identified external attack vectors will be manually verified to determine their threat level and potential impact. Internal attack vectors will be sampled for exploitation, but a full vulnerability analysis will be included. Our process and testing will include, but is not limited to, the following:

- Scan external and internal address ranges using multiple tools and utilities
- Identify and analyze operating systems and services of discovered systems/devices
- Manually assess external applications as applicable
- Eliminate, as much as possible, false positives

*Confidential, Intended for review by representatives of Baker County Schools and the Baker Business Center

- Research vulnerabilities to services and applications, based on results
- Confirm identified vulnerabilities in a non-disruptive manner
- Analyze perimeter defenses

Penetration Test Deliverables

Immediately after the external and internal penetration test, the Baker Business Center will provide verbal communication and an initial finding report of all issues as discovered and recommendations suitable for creating a remediation action plan to address the findings and recommendations of the penetration test.

The findings in the initial report are structured to facilitate immediate remedial action by the technical administrators listing the following information for each identified vulnerability:

- A text description of the vulnerability
- The business and technical severity inherent in the vulnerability
- The vulnerability classification (Critical, High, Medium, or Low) that describes the risk level as a function of vulnerability impact and ease of exploitation.
- A detailed technical description of how to reduce the exposures inherent in the vulnerabilities

The Baker Business Center will provide retests of any vulnerability reported for 90 days after the initial report is released. Retests requests are made via email and must include a management response that indicates the finding ID, host (IP Address), and port needing a retest. After remediation has occurred and upon the revalidation of discovered vulnerabilities, the Baker Business Center will release a full-scale technical report containing detailed findings.

Customer Responsibilities

To perform the penetration test a timely and efficient manner, the Baker Business Center will require assistance from Customer for the following:

- Appoint and make available a project manager to work with the Baker Business Center Staff for the duration of the Services. (This person must have authority to act on behalf of the Customer.)
- Furnish the Baker Business Center auditors with information and data on Customer's operations, activities, and existing systems, as reasonably required to achieve the project objectives.
- Provide the Baker Business Center Auditors with necessary security access to networking systems and Customer's facilities during the performance of Services. For the internal test we will need to test with a domain admin service account.

Project Fees

The retail value for the services detailed in this Statement of work is approximately \$20,000. Since this is the initial project for what we hope to be a long lasting relationship, the Baker Business Center will perform this initial External penetration test and vulnerability analysis, Internal penetration test and vulnerability analysis, and firewall evaluation test at no cost to the Customer.

The following summarizes the fees for this project:

Type of Project: <input checked="" type="checkbox"/> Fixed Fee <input type="checkbox"/> Time & Material	
Engagement Cost	\$0.00

Exclusions

Not included in this Statement of Work is the remediation of discovered issues.

Remediation work is out of Scope for this project and if required, will be billed separately.

Note: travel & Related Expenses (Airfare, Car Rental, and Lodging) do not apply to this engagement if the Scope of penetration testing is confined to remote testing or within Baker County, Florida.

Change in Scope

If during the penetration test, the auditor discovers additional IPs or Applications that require testing, then other items may become in Scope for the test, and a change of Scope will occur. If a change of Scope is submitted, additional fees may be required to accomplish the review. The Baker Business Center will immediately communicate any situation where we believe the Scope has changed.

Payment Schedule

- This section is not applicable as there is no cost to this work.

Timing and Duration

Our audit team is available to begin this within five business days of proposal acceptance. This project will end no later than 30 days from when the Baker Business Center issues a penetration test report.

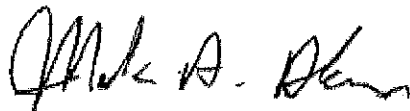
Acceptance and Next Steps

By signing this page, the Customer accepts all aspects of this Statement of Work, including the Terms and Conditions outlined below.

Approval

the Baker Business Center, LLC

Signature:



Name: Mark A Akins

Title: Managing partner

Date: 10/25/21

Baker County Schools

Signature

Name:

Title:

Date:

Submission Process

Please print out one copy of the signed proposal, sign and initial each page and send to the following address:

the Baker Business Center, LLC.
11 south Blvd E
Macclenny, FL 32063

In order to expedite processing, email one copy of the entire signed and initialed proposal to mark@bakerbusinesscenter.com. To avoid delays, be sure to include all initialed pages of the proposal.

If you have any questions regarding the content of the proposal, please contact Mark Akins at (561) 866-6887.

Terms and Conditions:

a. Time: Unless explicitly stated otherwise, times quoted by the Baker Business Center are only estimates. These estimates are based upon the Baker Business Center's knowledge and experience. Should additional time be needed, the Baker Business Center will inform the Customer and proceed with additional work only upon the Customer's approval. Any additional hours necessary to complete the project will be billed at the Baker Business Center's hourly rate. Wait time at the Customer's site (technician's time not directly associated with the product(s) installation, i.e.: waiting in a lobby, availability of the unit(s) associated with the installation, etc.) will be charged to and/or billed at the existing the Baker Business Center, LLC service rate of \$200.00 per hour.

b. Limitation of Liability CUSTOMER'S EXCLUSIVE REMEDY THE BAKER BUSINESS CENTER'S SOLE LIABILITY TO CUSTOMER, FOR ANY CAUSE WHATSOEVER WILL BE LIMITED TO, AT THE BAKER BUSINESS CENTER'S ELECTION, EITHER RE-PERFORMANCE OF THE SERVICES, OR THE FEES PAID TO the Baker Business Center BY THE CUSTOMER UNDER THIS AGREEMENT. THE FOREGOING LIMITATION WILL APPLY REGARDLESS OF THE FORM OF ACTION, WHETHER CONTRACT OR TORT, INCLUDING WITHOUT LIMITATION, NEGLIGENCE. IN NO EVENT WILL the Baker Business Center BE LIABLE FOR ANY LOSS OF PROFIT, REVENUE, DATA, USE, OR OTHER COMMERCIAL INJURY, OR ANY SPECIAL, INCIDENTAL, INDIRECT OR CONSEQUENTIAL DAMAGES, SUFFERED BY CUSTOMER OR ANY THIRD PARTY, WHETHER OR NOT THE BAKER BUSINESS CENTER HAS BEEN ADVISED OF THE POSSIBILITY OF SUCH LOSS, INJURY, DAMAGES OR THIRD-PARTY CLAIM, UNDER ANY CAUSE OF ACTION ARISING OUT OF OR RELATING TO THIS AGREEMENT.

c. Non-Solicitation Agreement: During the term of this Agreement and for a period of twelve (12) months following the termination of this Agreement, neither party, without the prior written approval of the other party, shall induce, solicit, recruit or hire, directly or indirectly, any other the other party's part-time, full-time, per diem employees or contractors.

(i) The parties agree that the Scope of this restriction shall be limited to information technology auditing services, computer programming services, computer networking and application development services only, and shall not be interpreted to restrict any employee from pursuing or receiving any other type of gainful employment from the other party.

(ii) In the event that one party breaches the terms of this Agreement, the aggrieved party shall provide the other party ("breaching party") with written notice of the breach. Upon receipt of such notice, the breaching party shall have seven (7) business days thereafter to terminate the employment of the relevant employee. Provided that the breaching party always acted in good faith and in a timely fashion under this paragraph, the breaching party shall have no liability arising from its breach of the non-solicitation restriction in this Section.

(iii) In the event that a breaching party does not act timely under paragraph (ii), above, and (a) in view of the irreparable harm and damage which would occur to an aggrieved party under this Section as a result of a breach or threatened breach by the other party, and (b) in view of the lack of an adequate remedy at law to protect the aggrieved party's interests, an aggrieved party shall have the right to receive (without the requirement of posting a bond) the issuance of a temporary injunction enjoining the other party from committing any violation of the covenants set forth in this Section. The foregoing remedy shall be in addition to, and not in limitation of any other rights or remedies to which an aggrieved party is or may be entitled pursuant to this Agreement or at law or in equity.

d. **Disclaimer:** The Baker Business Center shall not be held responsible for any data loss or device / network down time. Unless otherwise stated in this Contract, it is the Customer's responsibility to perform a complete backup. the Baker Business Center shall not be held responsible for any compliance issues relating to software licenses. It is the Customer's responsibility to ensure that Customer's software is properly licensed, and that an appropriate number of licenses have been obtained for the software install on Customer's workstations, servers and networks.

e. **Warranty Limitations:** The Baker Business Center warrants that all work will be performed in a good and workmanlike manner. Customer acknowledges that the Baker Business Center shall not be responsible in any manner, for any warranties of any nature as to the equipment / software sold or maintained herein, and that the only warranties available to the Customer shall be the express and specific warranties furnished by the manufacturers of the equipment / software sold or maintained herein. Except for the warranties furnished by the manufacturers, the Baker Business Center makes no warranties or representations with respect to any equipment sold or maintained herein or the performance thereof. All implied warranties, including but not limited to, the implied warranties of merchantability and fitness for a particular purpose, are hereby disclaimed. The stated warranties of the manufacturers are in lieu of all liabilities or obligations of the Baker Business Center for damages, including, but not limited to, special, punitive, incidental or consequential damages including, but not limited to, loss of data, profits or use, whether in contract, tort or otherwise. the Baker Business Center will not be liable for any loss or damage caused by performance delays or for non-performance of replacement products or parts.

f. **Dispute resolution:** In the event of any dispute regarding either party's performance or compliance with this Contract or the respective rights and obligations of the parties, other than those for which injunctive relief is appropriate, and as a condition precedent to any legal action being commenced by either party, each party shall appoint a representative who shall meet within ten (10) business days with the representative appointed by the other party, and such representatives shall in good faith attempt to resolve such dispute. Each party may disclose any facts to the other party or to the facilitator, which it, in good faith, considers necessary to resolve the dispute. However, all such disclosures will be deemed in furtherance of settlement efforts and will not be admissible in any subsequent litigation against the disclosing party. Except as agreed by both parties, the facilitator will keep confidential all information disclosed during negotiations. Additionally, the facilitator will not act as a witness for either party in any subsequent arbitration between the parties. Such facilitated negotiations will conclude within sixty days from receipt of the written notice unless extended by mutual consent. The parties may also agree at any time to terminate or waive facilitated negotiations. The costs incurred by each party in such negotiations will be borne by it; the fees and expenses of the facilitator, if any, will be borne equally by the parties.

If any dispute, controversy or claim arises in connection with the performance or breach of this Agreement and cannot be resolved by facilitated negotiations (or the parties agree to waive that process) then such dispute, controversy or claim will be settled by arbitration in accordance with the laws of the State of Florida and then current Commercial Arbitration Rules of the American Arbitration Association ("AAA"), except that no pre-hearing discovery will be permitted unless specifically authorized by the arbitration panel, and will take place in the city in which the Baker Business Center office providing the relevant services exists, unless the parties agree to a different locale. Such arbitration will be conducted before a panel of three (3) persons, one (1) chosen by each party and the third selected by the two

(2) party-selected arbitrators. The arbitration panel will have no authority to award non-monetary or equitable relief, and any monetary award will not include punitive damages. The confidentiality provisions applicable to facilitated negotiation will also apply to arbitration.

The award issued by the arbitration panel may be confirmed in a judgment by any federal or state court of competent jurisdiction. All reasonable costs of both parties, as determined by the arbitrators, including (1) the fees and expenses of the AAA and the arbitrators, and (2) the costs, including reasonable attorneys' fees, necessary to confirm the award in court will be borne entirely by the non-prevailing party (to be designated by the arbitration panel in the award) and may not be allocated between the parties by the arbitration panel.

g. Force majeure: If the Baker Business Center is unable to perform any of its obligations under this Contract due to causes beyond its reasonable control, the Baker Business Center shall immediately give notice to the other party and shall do everything reasonably possible to resume performance. Upon receipt of such notice, all obligations under this Contract shall be immediately suspended for a reasonable amount of time. If the Baker Business Center cannot resume performance within a reasonable time, then Customer has the right to terminate the Contract with no further liability. Additionally, this Agreement may be terminated by the Customer at any time upon written notice to the Baker Business Center upon a material default in the Baker Business Center's performance of the Services, which has not been cured within thirty (30) days after written notice thereof has been given to the Baker Business Center by the Customer.

h. Assignment: Neither party may, without the prior written consent of the other party, which shall not be unreasonably withheld, assign or transfer this Contract nor any duty or obligation expressed herein. Any attempt to do so in contravention of this paragraph shall be void and of no force and effect.

i. Facilities: The Customer shall provide the Baker Business Center, with a designated work area in which to perform the Services described in this Contract. The designated work area shall include access to a telephone, fax, secure storage space and the reasonable use of necessary equipment, attachments and communications facilities. The Customer shall supply the Baker Business Center Engineers with a letter that states the Customer has a current backup of their software and data. The Customer shall provide the Baker Business Center with the information and certain personnel necessary to perform the Audit Services described in this Contract.

j. Customer responsibilities: Customer is responsible for the security of its proprietary and confidential information and for maintaining information and for maintaining a procedure (e.g.; backups and restorations), external to the products, to reconstruct lost or altered files, data or programs. Customer must have a representative present when the Baker Business Center provides Audit Services. Customer represents and warrants that: Customer owns each product covered by this Contract or has authority from the owner to put the product under this Contract; No product will be subject to any lien, security interest or other encumbrance, and any third party with such an interest has agreed to Customer placing the product under this Contract.

k. Terms: Unless specifically stated otherwise, Customer agrees to pay the Baker Business Center within ten (10) days from the date of invoice. Customer agrees to pay to the Baker Business Center as interest and late charges, an amount equal to 10% per year or the

maximum allowed by law (whichever is less) for invoices that are ten (10) days past due. Failure by the Baker Business Center to assess this charge on one occasion in no way affects the Baker Business Center's right to do so on another occasion. In the event of default by Customer, the Baker Business Center shall have the right to declare all invoice amounts, for which Services have been rendered, due and payable. Prevailing party agrees to pay all collection costs, reasonable attorney fees, court costs, and other expenses incurred by the Baker Business Center in collecting past due monies. Customer agrees that in collecting past due monies, the Baker Business Center may commence suit in any Court of appropriate jurisdiction within Baker County, Florida and that Customer will, and hereby does, submit and consent to the jurisdiction of such courts. the Baker Business Center reserves the right to cancel this Contract at any time by giving the Customer ninety (90) days written notice.

l. Choice of law and venue: The Baker Business Center, LLC. and Customer agree that this Contract shall be governed by the laws of the state of Florida, and that no action may be brought by any party against the other, except in a Court having jurisdiction over the subject matter of the claim, situated in the County Baker, State of Florida.

m. Contract Validity: In case any one or more of the provisions, subsections or sentences contained in this Contract shall, for any reason, be held invalid, illegal, or unenforceable in any respect, such invalidity, illegality, or unenforceability shall not affect the other provisions of this Contract, and this Contract shall be construed as if such invalid, illegal, or unenforceable provision had never been contained herein. Moreover, if any one or more of the provision in this Contract shall, for any reason, be held to be excessively broad as to duration, geographical Scope, activity or subject, it shall be construed by limiting or reducing it, so as to be enforceable to the extent compatible with the applicable law as it shall then appear.

n. Intellectual Property: It is expressly understood and agreed that all works, inventions, programs, data, source code and other materials created, developed or performed by the Baker Business Center in the course of its performance of this Agreement (the "Work Product") is, will be and will remain the exclusive property of the Baker Business Center or its affiliates, and the Baker Business Center or its affiliates will have all rights, title and interest therein, including without limitation, copyrights, patents, trade secrets and any other proprietary rights. Customer will have a perpetual royalty-free non-exclusive and non-transferable right and license to use the Work Product solely for Customer's internal purposes.

o. Confidentiality: (i) Each of the parties hereto agrees that it and its Authorized Representatives shall hold the Confidential Information of the other party hereto in trust and strictest confidence, and shall not, at any time or in any manner, either directly or indirectly, (i) use, reproduce or exploit such Confidential Information other than to evaluate the Proposed Transaction, or (ii) disclose, divulge, publish, distribute, disseminate or communicate to any third party any of such Confidential Information or any physical embodiment thereof, except to such party's officers, directors, employees, managers, attorneys, accountants, financial advisors, financing sources, investment bankers, affiliates, equity holders, and other agents who need to know such Confidential Information to evaluate and/or facilitate the Proposed Transaction, and who, prior to disclosure thereto of any such Confidential Information, are informed of the confidential nature of the Confidential Information and the duties and restrictions set forth herein (each such person, an "Authorized Representative" and, collectively, "Authorized Representatives"). A party

hereto that discloses such Confidential Information to an Authorized Representative thereof shall be responsible in the event of any disclosure or use of such Confidential Information by such Authorized Representative in breach of the terms of this Agreement. (ii) Each of the parties hereto agrees that all Confidential Information and all physical embodiments thereof are and will remain the sole and exclusive property of the party providing such Confidential Information or physical embodiment thereof, and access to and use of such Confidential Information shall in no way be construed as a license or transfer of such Confidential Information. Each of the parties hereto agrees to keep and preserve all records, files, lists, manuals, forms, agreements and other information furnished to them by the other party hereto, and, upon request by such other party, to destroy or return to such other party such Confidential Information and physical embodiment thereof, including all copies thereof which such party or any Authorized Representative of such party may have made or over which they have custody, control, possession or ability to retrieve. Each of the parties may maintain copies of such records necessary (i) to comply with state or federal regulations; (ii) to satisfy the record keeping requirements of its liability carrier; or (iii) to satisfy its own record keeping requirements as evidence of the fulfillment of its duties under any other agreement. Non-return or destruction of electronic copies of materials or summaries containing or reflecting Confidential Information that are automatically generated through data backup and/or archiving systems and which are not readily accessible by a party's business personnel shall not be deemed to violate this Agreement, so long as the Confidential Information contained therein is not disclosed or used in violation of the other terms of this Agreement. (iii) For purposes of this Agreement, "Confidential Information" shall mean, with respect to a party hereto, any information relating to such party, or its business, finances and operations, which is provided, furnished or disclosed by or on behalf of such party to the other party hereto or its Authorized Representatives, and shall include, but not be limited to, (i) such party's manner of operation, plans, policies, budgets, corporate minutes and financial projections, (ii) information about such party's finances and financial condition, pricing, customers, employees, loans, deposits, litigation and regulatory matters, (iii) such party's trade secrets and other technical or non-technical information, data or designs that derive economic value from not being generally known to, or readily ascertainable by proper means by, the competitors of such party, and (iv) information supplied to such party by other persons which such party is expressly obligated to keep confidential. (iv) Notwithstanding any other provision of this Agreement, a party hereto ("Recipient") shall have no obligation under this Agreement with respect to any information disclosed by the other party hereto, if that information (i) was or becomes generally available to the public other than as a result of a disclosure by Recipient or its Authorized Representatives, (ii) was available, or becomes available, to Recipient or its Authorized Representatives on a non-confidential basis prior to its disclosure by such other party, but only if the source of such information was not known to Recipient or its Authorized Representatives to be: (1) bound by a confidentiality agreement with such other party; or (2) otherwise prohibited from transmitting the information to Recipient or its Authorized Representatives by a contractual, legal, fiduciary or other obligation, (iii) was or becomes independently developed by Recipient or its Authorized Representatives without the use of or reference to any Confidential Information, or (iv) was known by Recipient or its Authorized Representatives or in Recipient's or its Authorized Representative's possession prior to or at the time of disclosure under this Agreement. In addition, if Recipient or an Authorized Representative thereof is legally compelled by subpoena, civil or criminal investigative demand or other legal process, or is required by a judicial or regulatory body or other governmental authority, to make any disclosure that is prohibited or otherwise constrained by this Agreement, then Recipient or such Authorized Representative, as applicable, may furnish or disclose in response thereto that portion of such other party's Confidential Information that Recipient or such Authorized Representative, as applicable, is

legally required to so furnish or disclose, following notice to such other party so that it may seek an appropriate protective order or other appropriate remedy. A party relying on the provisions of this Section 1(d) shall have the burden of proving that the provisions hereof are applicable. (v) To the extent that any Confidential Information may include materials subject to the attorney-client privilege, work product doctrine or any other applicable privilege concerning pending or threatened legal proceedings or governmental investigations, the parties hereto understand and agree that they have a commonality of interest concerning such matters and it is their desire, intention, and mutual understanding that the sharing of such material is not intended to, and shall not, waive or diminish in any way the confidentiality of such material or its continued protection under the attorney-client privilege, work product doctrine or other applicable privilege. All Confidential Information that is entitled to protection under the attorney-client privilege, work product doctrine or other applicable privilege shall remain entitled to such protection under these privileges, this Agreement and under the joint defense doctrine. (vi) The confidentiality restrictions and prohibitions outlined in this Agreement shall remain in force and effect for eighteen (18) months from the date of this Agreement.

Disclaimer The Baker Business Center makes no representations or warranties concerning the contents or use of this document. It expressly disclaims any express or implied warranties of merchantability or fitness for any particular purpose.

Further, the Baker Business Center makes no representations or warranties concerning any third-Party software. It expressly disclaims any express or implied warranties of merchantability or fitness for any particular purpose.

Trademarks * All third-party trademarks are property of their respective owner.

Copyright © 2021 the Baker Business Center. All rights reserved. Unless permitted by law, no part of this publication may be reproduced, photocopied, stored on a retrieval system, or transmitted without the express written consent of the Baker Business Center.

the Baker Business Center.
11 South Blvd E
Macclenny, FL 32063

End of Proposal

Family Service Center

418 - 8th Street South * Macclenny, FL 32063

Located on the campus of Keller Intermediate School - Baker County School District

Phone (904) 259-7871 * Fax (904)259-9169

The First Newly Constructed Family Service Center in Florida

January 18, 2022

Sherrie Raulerson, Superintendent
Baker County School District
270 South Blvd. East
Macclenny, FL 32063

Dear Sherrie:


Please submit for approval this amendment to the 2020-2022 School Health Services Plan agreement between the Baker County Health Department and the Baker County School Board to provide School Health Services for the Baker County School District. Please note the changes to the School Health Services Plan are due to new legislation regarding the Parent's Bill of Rights. See section 36.

Thank you for your support of School Health Services.

Sincerely,


Tina L. Bradley, RN, BSN
Health Services Specialist
TLB/alg

Attachment



***Mission:** To protect, promote & improve the health of all people in Florida through integrated state, county, and community efforts.*

2020 – 2022 School Health Services Plan Amendment
for
Baker County

Due by December 31, 2021

E-mail Plan as an Attachment to:

HSF.SH_Feedback@flhealth.gov and County School Health Liaison

2020 - 2022 School Health Services Plan Signature Page

Please ensure that this signature page is signed by the parties below, scanned and sent via email to hsf.sh_feedback@fihealth.gov and your county school health liaison.

My signature below indicates I have reviewed and approved the amended Baker County 2020 - 2022 School Health Services Plan:

Position	Name and Signature	Date
County Health Department Administrator/Director/Health Officer	Meaghan Crowley	
	<i>Printed Name</i>	<i>Signature</i>
School District Superintendent	Sherrie Raulerson	
	<i>Printed Name</i>	<i>Signature</i>
		<i>Date</i>

SUMMARY – 2020-2022 SCHOOL HEALTH SERVICES PLAN AMENDMENT

Statutory Authority: Section (s.) 381.0056, Florida Statutes (F.S.) requires each county health department (CHD) to develop, jointly with the school district and school health advisory committee, a School Health Services Plan (referred herein as the "Plan") that outlines the provisions and responsibilities to provide mandated health services in all public schools. Rule 64F-6.002, Florida Administrative Code (F.A.C.) requires the plan to be completed biennially. Please note that items that are colored blue are internet links that enable you to directly view the relevant reference material.

- Part I: Basic School Health Services - General school health services which are available to all students in Florida's public and participating non-public schools in all 67 school districts.

The Plan contains 4 columns, as follows:

- Column 1 – Statute and/or Rule References. This column includes Florida Statutes, administrative rules and references demonstrating best practices related to school health.
- Column 2 – Program Standard/Requirement. This column provides specific requirements related to the statutes, administrative rules and references listed in column 1.
- Column 3 – Local Agency(s) Responsible. The local agencies (CHD, Local Educational Agency (LEA) and School Health Advisory Committee (SHAC)) determine the responsibilities for providing the services described columns 1 and 2.
- Column 4 – Local Implementation Strategy & Activities. This column describes the implementation strategies and activities to fulfill requirements in columns 1 and 2.

Plan submission:

- If the amended Plan signature page has not been signed by all parties on or before December 31, 2021, you may submit the plan at that time and submit the scanned signature page as a PDF file when it is fully signed.

Statute and/or Rule References	Program Standard/Requirement	Local Agency(s) Responsible	Local Implementation Strategy & Activities
PART I: BASIC SCHOOL HEALTH SERVICES			
35. Involuntary Examination s. 394.463, F.S. including: s. 1002.20(3)(l), F.S.; s. 1002.33(9), F.S.; s. 381.0056(4)(a)(19), F.S.	35a. The School District Board will ensure that it develops policies and procedures for the implementation of this statutory requirement. A reasonable attempt must be made to notify a student's parent/guardian, or caregiver before the student is removed from school, school transportation, or a school-sponsored activity and taken to a receiving facility for an involuntary examination.	LEA	The BCSD will have a policy and procedure in place to require immediate notification to a student's parent, guardian, or caregiver before a student is removed from school, school transportation, or a school-sponsored activity and taken to a receiving facility for an involuntary examination.
36. Parental Consent for Health Care Services Section 1014.06, F.S.	36. The School District Board must ensure that it develops policies and procedures for the implementation of the Parent's Bill of Rights. Address the following: s. 1014.06(1), F.S. Except as otherwise provided by law, a health care practitioner, as defined in s. 456.001, or an individual employed by such health care practitioner may not provide or solicit or arrange to provide health care services or prescribe medicinal drugs to a minor child without first obtaining written parental consent. s. 1014.06(2), F.S. Except as otherwise provided by law or a court order, a provider, as defined in s. 408.803, may not allow a medical procedure to be performed on a minor child in its facility without first obtaining written parental consent. s. 1014.06(5), F.S. A health care practitioner or other person who violates this section is subject to disciplinary action pursuant to s. 408.813 or s. 456.072, as applicable, and commits a misdemeanor of the first degree, punishable as provided in s. 775.082 or s. 775.083.	LEA	The BCSD will have a procedure in place that implements the Parents' Bill of Rights and addresses the requirement of obtaining written parental consent before a school nurse or an unlicensed assistive personnel provides or arranges health care services to a student. Such a provider may not allow a medical procedure to be performed on a student without first obtaining written parental consent.

Statute and/or Rule References	Program Standard/Requirement	Local Agency(s) Responsible	Local Implementation Strategy & Activities



Baker County School District

F.D. (Denny Wells), Director
270 Jonathan Street – Macclenny, Florida 32063
904-259-5420



December 21, 2021

Mrs. Sherrie Raulerson
Superintendent
Baker County School District
370 South Blvd. East
Macclenny, Florida


Dear Mrs. Raulerson,

I would like to request school board approval to award the new chiller/replacement project at Baker County High School to **Ladson Corporation of Jacksonville, Florida**. Their low bid on this project is **\$1,630,000.00**. (See attachment)

Bill Bishop, the school district's architect, has been in contact with this company and has reviewed their sub-contractor list. At this time, Mr. Bishop sees no reason that this low bid should not be awarded to the **Ladson Corporation**.

Should you have any questions concerning this request, please contact me at your convenience.

Sincerely,





F.D. Wells
Director of Facilities and Maintenance

BID TABULATION AND NOTICE OF AWARD RECOMMENDATION

DATE OF POSTING: _____ TIME OF POSTING: _____

PROJECT NO.: 2106A
 BID OPENING DATE: December 15, 0221
 PROJECT TITLE: Chiller Replacement, Baker County High School
 BID OPENING TIME: 10:00 AM
 BID OPENING PLACE: Baker County School Board Conference Room, 392 South Boulevard East, Macclenny, Florida 32063

CONTRACTORS	BID SECURITY RECEIVED	SUBCONTR. LIST RECEIVED	ADDENDA NUMBER RECEIVED				BASE BID	ALTERNATE 1	ALTERNATE 2
AC General									
C.C. Borden Construction, Inc.	✓	✓	✓				1,662,040 NR		
Cogburn Brothers							1,511,000		
E. Vaughn Rivers Construction	✓	✓	✓				1,750,878 NR		
KBT Corporation	✓	✓	✓				2,190,821 NR		
Ladson Construction	✓	✓	✓				1,630,000 NR		
STG Contracting Group	✓	✓	✓				1,756,000 NR		

Bids Opened By: 
 Bids Tabulated By: 
 Bids Verified By: 

Date: 12-15-21
 Date: 12-13-21
 Date: 12-15-21